

Luminaire

Code M0569W83+M109500+M281745

Name CATA TIR BINARIO STABLE WHITE UNITA' OTTICA 3000K DIMM DALI-SWITCHDIM + OTTICA ULTRA NARROW + FILTRO GIALLO

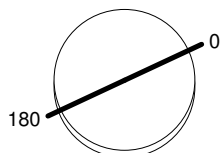
Measur.

Code FTS1503455

Name CATA TIR BINARIO STABLE WHITE UNITA' OTTICA 3000K DIMM DALI-SWITCHDIM + OTTICA ULTRA NARROW + FILTRO GIALLO

Luminaire Flux	1022.23 lm	Luminaire Power	22.00 W	Efficacy	46.46 lm/W	Efficiency	100.00%
Lamps Flux	1022.23 lm	Maximum value	11431.36 cd/klm	Position	C=0.00 G=0.00	CG	Rotosymmetrical
Round Luminaire Round Luminous Area		Diam. Diam.	130 mm 75 mm	Height Height	176 mm 50 mm		
Horizontal Luminous Area		0.004418 m2		Emitting area on Plane 180°		0.003750 m2	
Emitting area on Plane 0°		0.003750 m2		Emitting area on Plane 270°		0.003750 m2	
Emitting area on Plane 90°		0.003750 m2		Glare area at 76°		0.004707 m2	
Coordinate system		CG		Symmetry Type		Rotosymmetrical	
Date		27-10-2015		Maximum Gamma Angle		180	
Measurement Distance		0.00		Measurement Flux		1022.23 lm	
LED Flux=1811,5lm LED Power=17,5W Eff=56% EfcLed=104lm/W EfcLum=46lm/W L70(6K)=36000h							
C.I.E.	87 95 98 100 100			D DIN 5040		A60	
F UTE	1.00 A			B NBN		BZ 1	

Diam=130mm



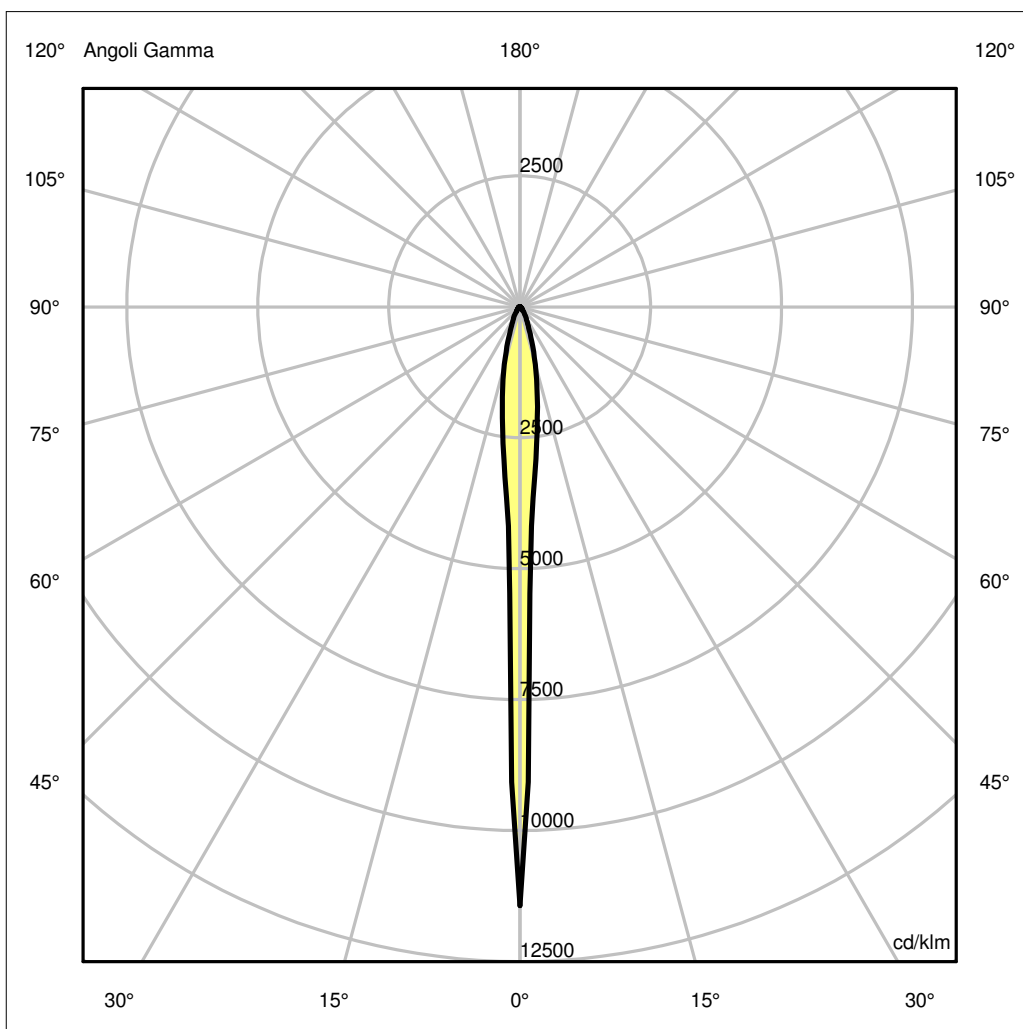
Semipiani C

180.0 — 0.0

ULOR 0.18 %

DLOR 99.82 %

RN 0.18 %



Luminaire

Code M0569W83+M109500+M281745

Name CATA TIR BINARIO STABLE WHITE UNITA' OTTICA 3000K DIMM DALI-SWITCHDIM + OTTICA ULTRA NARROW + FILTRO GIALLO

Measurement

Code FTS1503455

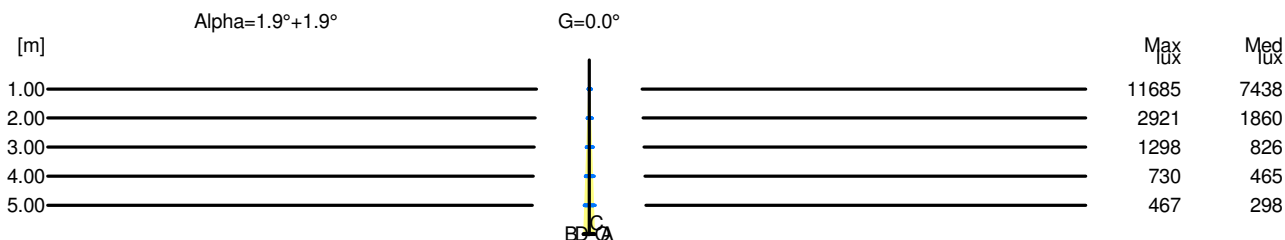
Name CATA TIR BINARIO STABLE WHITE UNITA' OTTICA 3000K DIMM DALI-SWITCHDIM + OTTICA ULTRA NARROW + FILTRO GIALLO

Luminaire Flux	1022.23 lm	Luminaire Power	22.00 W	Efficacy	46.46 lm/W	Efficiency	100.00%
Lamps Flux	1022.23 lm	Maximum value	11431.36 cd/klm	Position	C=0.00 G=0.00	CG	Rotosymmetrical
Round Luminaire		Diam.	130 mm	Height	176 mm		
Round Luminous Area		Diam.	75 mm	Height	50 mm		
Horizontal Luminous Area		0.004418 m2		Emitting area on Plane 180°		0.003750 m2	
Emitting area on Plane 0°		0.003750 m2		Emitting area on Plane 270°		0.003750 m2	
Emitting area on Plane 90°		0.003750 m2		Glare area at 76°		0.004707 m2	
Coordinate system		CG		Symmetry Type		Rotosymmetrical	
Date		27-10-2015		Maximum Gamma Angle		180	
Measurement Distance		0.00		Measurement Flux		1022.23 lm	
LED Flux=1811,5lm LED Power=17,5W Eff=56% EfcLed=104lm/W EfcLum=46lm/W L70(6K)=36000h							
C.I.E.	87 95 98 100 100			D DIN 5040	A60		
F UTE	1.00 A			B NBN	BZ 1		

Width at 50.00 % of Max Intensity

H[m]	1.00	2.00	3.00	4.00	5.00	H[m]	1.00	2.00	3.00	4.00	5.00
OA	0.03	0.07	0.10	0.14	0.17	OC	0.03	0.07	0.10	0.14	0.17
OB	0.03	0.07	0.10	0.14	0.17	OD	0.03	0.07	0.10	0.14	0.17

	Luminous Intensities [cd/klm]									
	0	5	15	25	35	45	55	65	75	85
OA	11685.48	3329.66	1163.10	365.58	141.58	65.17	38.22	20.44	12.02	17.93
OB	11685.48	3329.66	1163.10	365.58	141.58	65.17	38.22	20.44	12.02	17.93
OC	11685.48	3329.66	1163.10	365.58	141.58	65.17	38.22	20.44	12.02	17.93
OD	11685.48	3329.66	1163.10	365.58	141.58	65.17	38.22	20.44	12.02	17.93



H[m]	D[m]	Max lux	Med lux	Alpha=1.9°+1.9°	G=0.0
1.00	0.07	11685	7438		
2.00	0.14	2921	1860		
3.00	0.20	1298	826		
4.00	0.27	730	465		
5.00	0.34	467	298		