

## Luminaire

Code M0569W83+M109500+M282100

Name CATA TIR BINARIO STABLE WHITE UNITA' OTTICA 3000K DIMM DALI-SWITCHDIM + OTTICA ULTRA NARROW + GRIGLIA FRANGILUCE

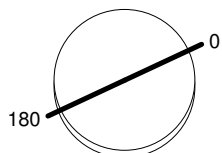
## Measurem.

Code FTS1503423

Name CATA TIR BINARIO STABLE WHITE UNITA' OTTICA 3000K DIMM DALI-SWITCHDIM + OTTICA ULTRA NARROW + GRIGLIA FRANGILUCE

Luminaire Flux	1008.82 lm	Luminaire Power	22.00 W	Efficacy	45.86 lm/W	Efficiency	100.00%
Lamps Flux	1008.82 lm	Maximum value	14374.95 cd/klm	Position	C=0.00 G=0.00	CG	Rotosymmetrical
Round Luminaire		Diam.	130 mm	Height	175 mm		
Round Luminous Area		Diam.	75 mm	Height	50 mm		
Horizontal Luminous Area		0.004418 m2		Emitting area on Plane 180°		0.003750 m2	
Emitting area on Plane 0°		0.003750 m2		Emitting area on Plane 270°		0.003750 m2	
Emitting area on Plane 90°		0.003750 m2		Glare area at 76°		0.004707 m2	
Coordinate system		CG		Symmetry Type		Rotosymmetrical	
Date		26-10-2015		Maximum Gamma Angle		90	
Measurement Distance		0.00		Measurement Flux		1008.82 lm	
LED Flux=1811,5lm LED Power=17,5W Eff=56% EfcLed=104lm/W EfcLum=46lm/W Ra=90 SDCM=2 L70(6K)=36000h							
C.I.E.	94 98 99 100 100			D DIN 5040		A60	
F UTE	1.00 A			B NBN		BZ 1	

Diam=130mm



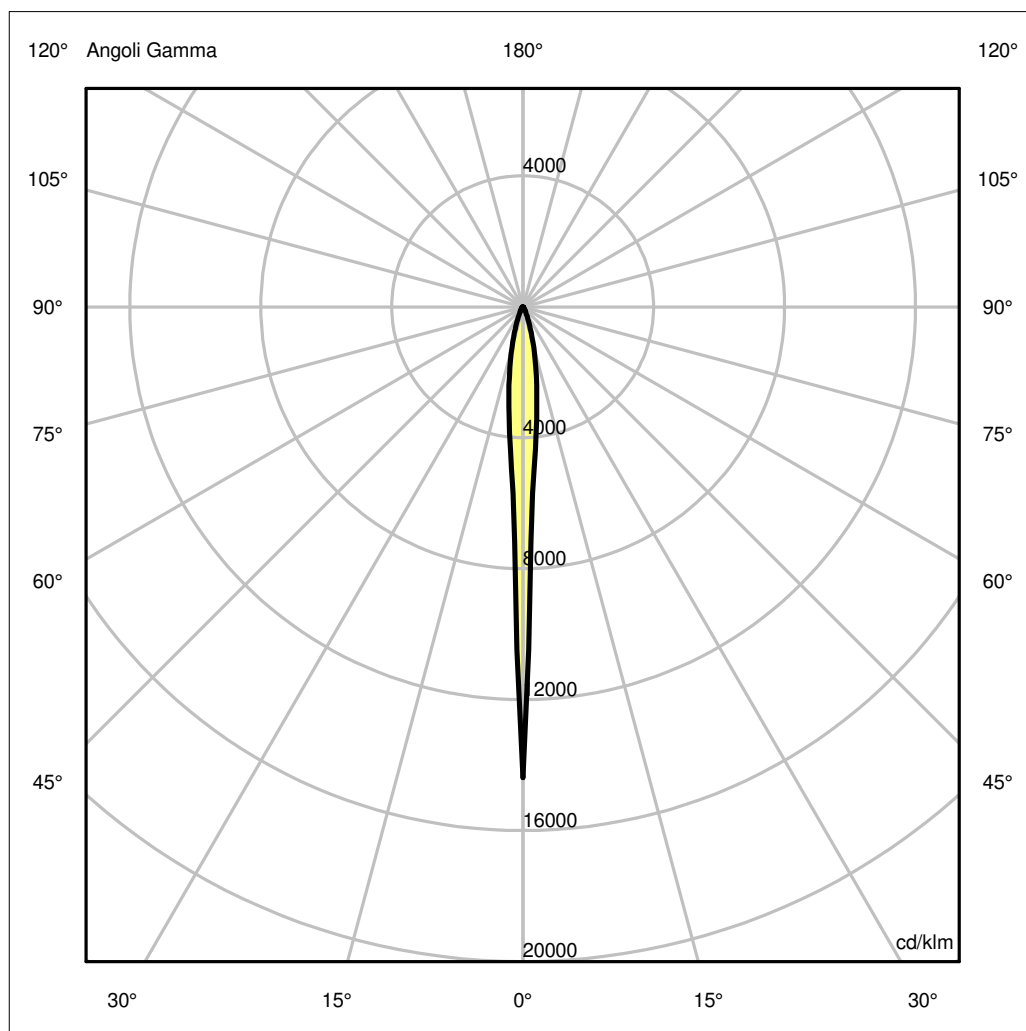
Semipiani C

180.0 — 0.0

ULOR 0.00 %

DLOR100.00 %

RN 0.00 %



## Luminaire

Code M0569W83+M109500+M282100

Name CATA TIR BINARIO STABLE WHITE UNITA' OTTICA 3000K DIMM DALI-SWITCHDIM + OTTICA ULTRA NARROW + GRIGLIA FRANGILUCE

## Measurement

Code FTS1503423

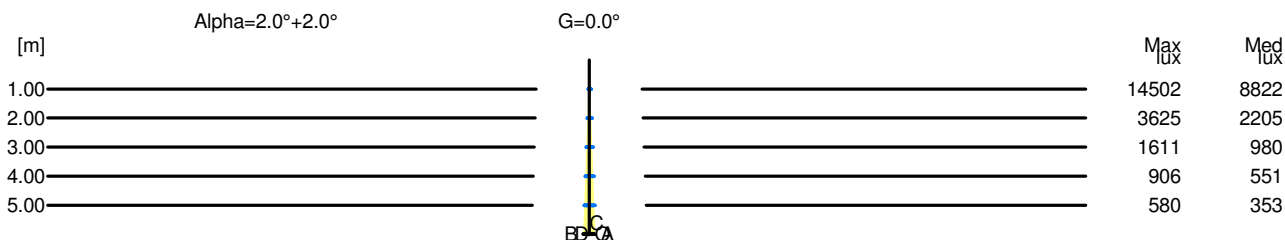
Name CATA TIR BINARIO STABLE WHITE UNITA' OTTICA 3000K DIMM DALI-SWITCHDIM + OTTICA ULTRA NARROW + GRIGLIA FRANGILUCE

Luminaire Flux	1008.82 lm	Luminaire Power	22.00 W	Efficacy	45.86 lm/W	Efficiency	100.00%
Lamps Flux	1008.82 lm	Maximum value	14374.95 cd/klm	Position	C=0.00 G=0.00	CG	Rotosymmetrical
Round Luminaire		Diam.	130 mm	Height	175 mm		
Round Luminous Area		Diam.	75 mm	Height	50 mm		
Horizontal Luminous Area		0.004418 m2		Emitting area on Plane 180°		0.003750 m2	
Emitting area on Plane 0°		0.003750 m2		Emitting area on Plane 270°		0.003750 m2	
Emitting area on Plane 90°		0.003750 m2		Glare area at 76°		0.004707 m2	
Coordinate system		CG		Symmetry Type		Rotosymmetrical	
Date		26-10-2015		Maximum Gamma Angle		90	
Measurement Distance		0.00		Measurement Flux		1008.82 lm	
LED Flux=1811,5lm LED Power=17,5W Eff=56% EfcLed=104lm/W EfcLum=46lm/W Ra=90 SDCM=2 L70(6K)=36000h							
C.I.E.	94 98 99 100 100			D DIN 5040	A60		
F UTE	1.00 A			B NBN	BZ 1		

Width at 50.00 % of Max Intensity

H[m]	1.00	2.00	3.00	4.00	5.00	H[m]	1.00	2.00	3.00	4.00	5.00
OA	0.03	0.07	0.10	0.14	0.17	OC	0.03	0.07	0.10	0.14	0.17
OB	0.03	0.07	0.10	0.14	0.17	OD	0.03	0.07	0.10	0.14	0.17

	Luminous Intensities [ cd/klm]									
	0	5	15	25	35	45	55	65	75	85
OA	14501.74	4411.73	1295.31	302.19	92.59	33.25	14.60	5.77	4.60	10.25
OB	14501.74	4411.73	1295.31	302.19	92.59	33.25	14.60	5.77	4.60	10.25
OC	14501.74	4411.73	1295.31	302.19	92.59	33.25	14.60	5.77	4.60	10.25
OD	14501.74	4411.73	1295.31	302.19	92.59	33.25	14.60	5.77	4.60	10.25



H[m]	D[m]	Max lux	Med lux	Alpha=2.0°+2.0°	G=0.0
1.00	0.07	14502	8822		
2.00	0.14	3625	2205		
3.00	0.21	1611	980		
4.00	0.28	906	551		
5.00	0.35	580	353		