

Luminaire

Code M0569W83+M109600+M281755

Name CATA TIR BINARIO STABLE WHITE UNITA' OTTICA 3000K DIMM DALI-SWITCHDIM + OTTICA SPOT + FILTRO ROSSO

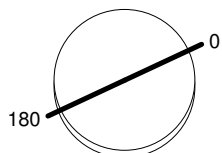
Measurem.

Code FTS1503488

Name CATA TIR BINARIO STABLE WHITE UNITA' OTTICA 3000K DIMM DALI-SWITCHDIM + OTTICA SPOT + FILTRO ROSSO

Luminaire Flux	371.07 lm	Luminaire Power	22.00 W	Efficacy	16.87 lm/W	Efficiency	100.00%
Lamps Flux	371.07 lm	Maximum value	3261.34 cd/klm	Position	C=0.00 G=0.00	CG	Rotosymmetrical
Round Luminaire		Diam.	130 mm	Height	175 mm		
Round Luminous Area		Diam.	75 mm	Height	50 mm		
Horizontal Luminous Area		0.004418 m2		Emitting area on Plane 180°		0.003750 m2	
Emitting area on Plane 0°		0.003750 m2		Emitting area on Plane 270°		0.003750 m2	
Emitting area on Plane 90°		0.003750 m2		Glare area at 76°		0.004707 m2	
Coordinate system		CG		Symmetry Type		Rotosymmetrical	
Date		09-10-2015		Maximum Gamma Angle		90	
Measurement Distance		0.00		Measurement Flux		371.07 lm	
LED Flux=1811,5lm LED Power=17,5W Eff=20% EfcLed=104lm/W EfcLum=17lm/W L70(6K)=36000h							
C.I.E.	69 88 96 100 100			D DIN 5040	A50		
F UTE	1.00 C			B NBN	BZ 1 / 1 / BZ 2 / 4 / BZ 3		

Diam=130mm



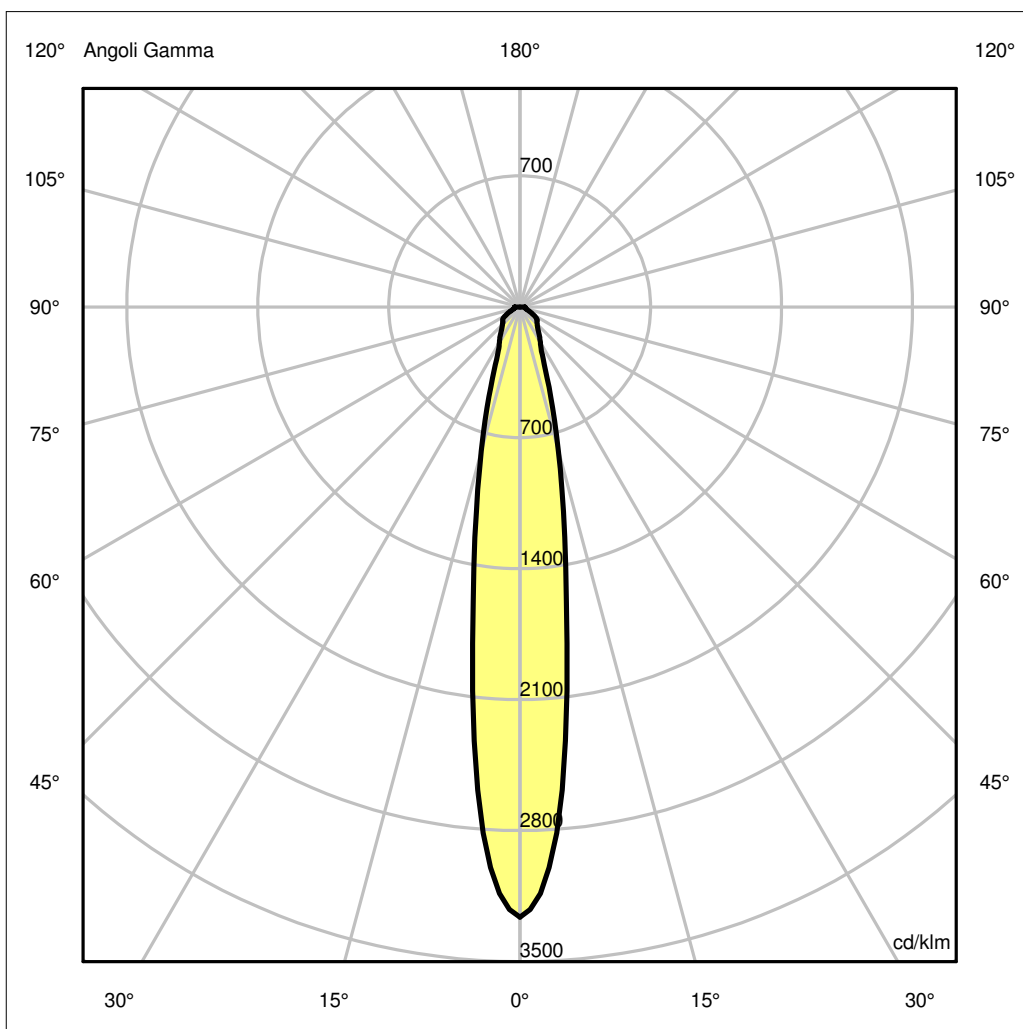
Semipiani C

180.0 ——— 0.0

ULOR 0.00 %

DLOR100.00 %

RN 0.00 %



Luminaire

Code M0569W83+M109600+M281755

Name CATA TIR BINARIO STABLE WHITE UNITA' OTTICA 3000K DIMM DALI-SWITCHDIM + OTTICA SPOT + FILTRO ROSSO

Measurement

Code FTS1503488

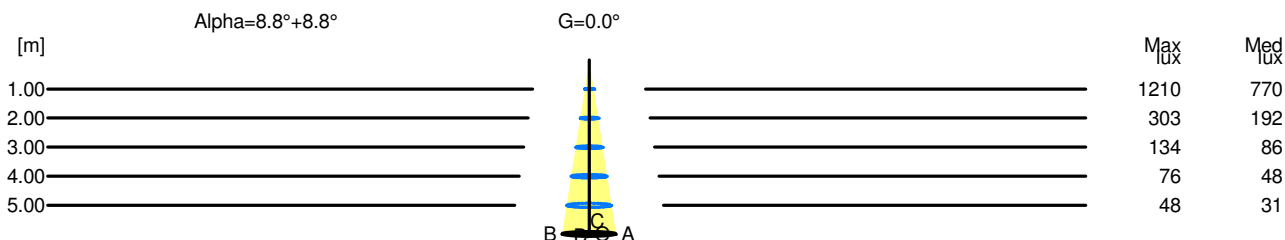
Name CATA TIR BINARIO STABLE WHITE UNITA' OTTICA 3000K DIMM DALI-SWITCHDIM + OTTICA SPOT + FILTRO ROSSO

Luminaire Flux	371.07 lm	Luminaire Power	22.00 W	Efficacy	16.87 lm/W	Efficiency	100.00%
Lamps Flux	371.07 lm	Maximum value	3261.34 cd/klm	Position	C=0.00 G=0.00	CG	Rotosymmetrical
Round Luminaire		Diam.	130 mm	Height	175 mm		
Round Luminous Area		Diam.	75 mm	Height	50 mm		
Horizontal Luminous Area		0.004418 m2		Emitting area on Plane 180°		0.003750 m2	
Emitting area on Plane 0°		0.003750 m2		Emitting area on Plane 270°		0.003750 m2	
Emitting area on Plane 90°		0.003750 m2		Glare area at 76°		0.004707 m2	
Coordinate system		CG		Symmetry Type		Rotosymmetrical	
Date		09-10-2015		Maximum Gamma Angle		90	
Measurement Distance		0.00		Measurement Flux		371.07 lm	
LED Flux=1811,5lm LED Power=17,5W Eff=20% EfcLed=104lm/W EfcLum=17lm/W L70(6K)=36000h							
C.I.E.	69 88 96 100 100			D DIN 5040	A50		
F UTE	1.00 C			B NBN	BZ 1 / 1 / BZ 2 / 4 / BZ 3		

Width at 50.00 % of Max Intensity

H[m]	1.00	2.00	3.00	4.00	5.00	H[m]	1.00	2.00	3.00	4.00	5.00
OA	0.16	0.31	0.47	0.62	0.78	OC	0.16	0.31	0.47	0.62	0.78
OB	0.16	0.31	0.47	0.62	0.78	OD	0.16	0.31	0.47	0.62	0.78

	Luminous Intensities [cd/klm]									
	0	5	15	25	35	45	55	65	75	85
OA	1210.19	962.18	296.18	105.05	67.32	48.95	40.76	21.05	11.94	10.00
OB	1210.19	962.18	296.18	105.05	67.32	48.95	40.76	21.05	11.94	10.00
OC	1210.19	962.18	296.18	105.05	67.32	48.95	40.76	21.05	11.94	10.00
OD	1210.19	962.18	296.18	105.05	67.32	48.95	40.76	21.05	11.94	10.00



H[m]	D[m]	Max lux	Med lux	Alpha=8.8°+8.8°	G=0.0
1.00	0.31	1210	770		
2.00	0.62	303	192		
3.00	0.93	134	86		
4.00	1.24	76	48		
5.00	1.56	48	31		