

Luminaire

Code M0569W83+M109600+M281745

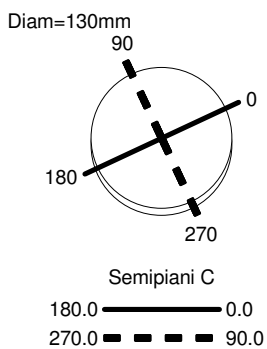
Name CATA TIR BINARIO STABLE WHITE UNITA' OTTICA 3000K DIMM DALI-SWITCHDIM + OTTICA SPOT + FILTRO GIALLO

Measur.

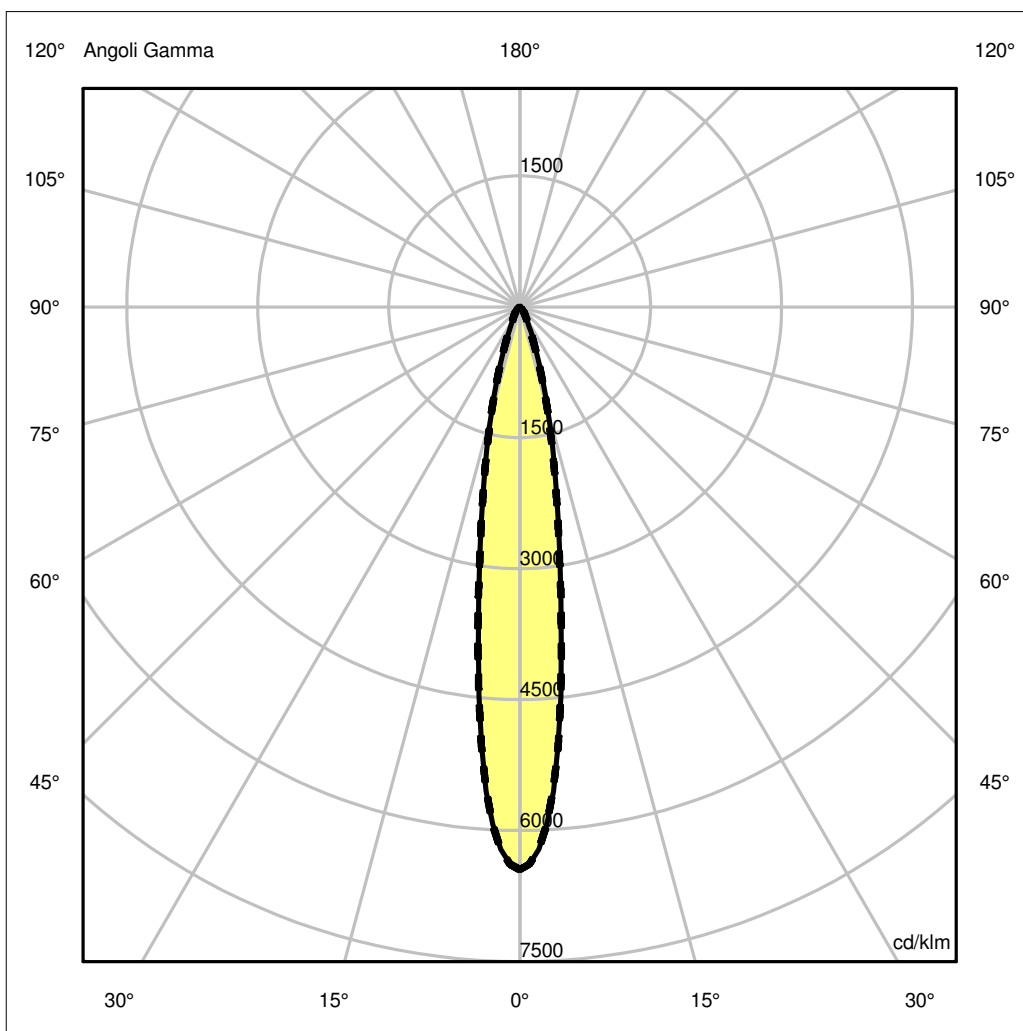
Code FTS1503456

Name CATA TIR BINARIO STABLE WHITE UNITA' OTTICA 3000K DIMM DALI-SWITCHDIM + OTTICA SPOT + FILTRO GIALLO

Luminaire Flux	1277.43 lm	Luminaire Power	22.00 W	Efficacy	58.06 lm/W	Efficiency	100.00%
Lamps Flux	1277.43 lm	Maximum value	6446.43 cd/klm	Position	C=0.00 G=0.00	CG	Double Symmetrical
Round Luminaire		Diam.	130 mm	Height	176 mm		
Round Luminous Area		Diam.	75 mm	Height	50 mm		
Horizontal Luminous Area		0.004418 m2		Emitting area on Plane 180°		0.003750 m2	
Emitting area on Plane 0°		0.003750 m2		Emitting area on Plane 270°		0.003750 m2	
Emitting area on Plane 90°		0.003750 m2		Glare area at 76°		0.004707 m2	
Coordinate system		CG		Symmetry Type		Double Symmetrical	
Date		09-10-2015		Maximum Gamma Angle		180	
Measurement Distance		0.00		Measurement Flux		1277.43 lm	
LED Flux=1811,5lm LED Power=17,5W Eff=71% EfcLed=104lm/W EfcLum=58lm/W L70(6K)=36000h							
C.I.E.	94 98 99 100 100			D DIN 5040		A60	
F UTE	1.00 A			B NBN		BZ 1	



ULOR 0.02 %
DLOR 99.98 %
RN 0.02 %



Luminaire

Code M0569W83+M109600+M281745

Name CATA TIR BINARIO STABLE WHITE UNITA' OTTICA 3000K DIMM DALI-SWITCHDIM + OTTICA SPOT + FILTRO GIALLO

Measurement

Code FTS1503456

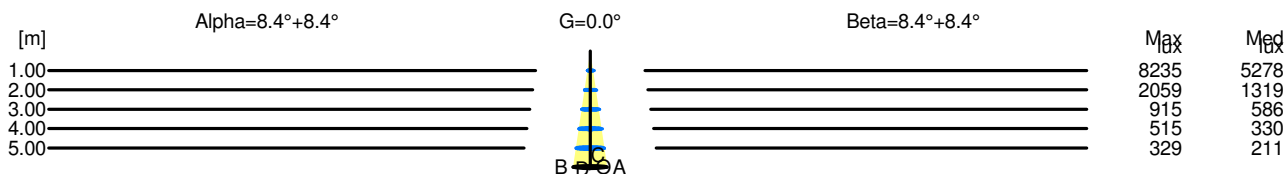
Name CATA TIR BINARIO STABLE WHITE UNITA' OTTICA 3000K DIMM DALI-SWITCHDIM + OTTICA SPOT + FILTRO GIALLO

Luminaire Flux	1277.43 lm	Luminaire Power	22.00 W	Efficacy	58.06 lm/W	Efficiency	100.00%
Lamps Flux	1277.43 lm	Maximum value	6446.43 cd/klm	Position	C=0.00 G=0.00	CG	Double Symmetrical
Round Luminaire		Diam.	130 mm	Height	176 mm		
Round Luminous Area		Diam.	75 mm	Height	50 mm		
Horizontal Luminous Area		0.004418 m2		Emitting area on Plane 180°		0.003750 m2	
Emitting area on Plane 0°		0.003750 m2		Emitting area on Plane 270°		0.003750 m2	
Emitting area on Plane 90°		0.003750 m2		Glare area at 76°		0.004707 m2	
Coordinate system		CG		Symmetry Type		Double Symmetrical	
Date		09-10-2015		Maximum Gamma Angle		180	
Measurement Distance		0.00		Measurement Flux		1277.43 lm	
LED Flux=1811,5lm LED Power=17,5W Eff=71% EfcLed=104lm/W EfcLum=58lm/W L70(6K)=36000h							
C.I.E.	94 98 99 100 100			D DIN 5040	A60		
F UTE	1.00 A			B NBN	BZ 1		

Width at 50.00 % of Max Intensity

H[m]	1.00	2.00	3.00	4.00	5.00	H[m]	1.00	2.00	3.00	4.00	5.00
OA	0.15	0.29	0.44	0.59	0.74	OC	0.15	0.29	0.44	0.59	0.74
OB	0.15	0.29	0.44	0.59	0.74	OD	0.15	0.29	0.44	0.59	0.74

	Luminous Intensities [cd/klm]									
	0	5	15	25	35	45	55	65	75	85
OA	8234.86	6440.79	1605.26	328.51	116.65	54.00	29.40	12.76	6.84	5.61
OB	8234.86	6440.79	1605.26	328.51	116.65	54.00	29.40	12.76	6.84	5.61
OC	8234.86	6446.99	1579.56	316.87	116.09	52.82	28.25	11.17	5.29	4.57
OD	8234.86	6446.99	1579.56	316.87	116.09	52.82	28.25	11.17	5.29	4.57



H[m]	D[m]	Max lux	Med lux	Alpha=8.4°+8.4°	G=0.0
1.00	0.29	8235	5278		
2.00	0.59	2059	1319		
3.00	0.88	915	586		
4.00	1.18	515	330		
5.00	1.47	329	211		

H[m]	D[m]	Max lux	Med lux	Beta=8.4°+8.4°	G=0.0
1.00	0.29	8235	5278		
2.00	0.59	2059	1319		
3.00	0.88	915	586		
4.00	1.18	515	330		
5.00	1.47	329	211		