

Luminaire

Code M0569W83+M109600+M282100

Name CATA TIR BINARIO STABLE WHITE UNITA' OTTICA 3000K DIMM DALI-SWITCHDIM + OTTICA SPOT + GRIGLIA FRANGILUCE

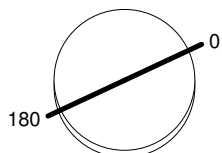
Measurem.

Code FTS1503424

Name CATA TIR BINARIO STABLE WHITE UNITA' OTTICA 3000K DIMM DALI-SWITCHDIM + OTTICA SPOT + GRIGLIA FRANGILUCE

Luminaire Flux	1327.01 lm	Luminaire Power	22.00 W	Efficacy	60.32 lm/W	Efficiency	100.00%
Lamps Flux	1327.01 lm	Maximum value	7907.93 cd/klm	Position	C=0.00 G=0.00	CG	Rotosymmetrical
Round Luminaire Round Luminous Area		Diam. Diam.	130 mm 75 mm	Height Height	176 mm 50 mm		
Horizontal Luminous Area		0.004418 m2		Emitting area on Plane 180°		0.003750 m2	
Emitting area on Plane 0°		0.003750 m2		Emitting area on Plane 270°		0.003750 m2	
Emitting area on Plane 90°		0.003750 m2		Glare area at 76°		0.004707 m2	
Coordinate system		CG		Symmetry Type		Rotosymmetrical	
Date		09-10-2015		Maximum Gamma Angle		180	
Measurement Distance		0.00		Measurement Flux		1327.01 lm	
LED Flux=1811,5lm LED Power=17,5W Eff=73% EfcLed=104lm/W EfcLum=60lm/W Ra=90 SDCM=2 L70(6K)=36000h							
C.I.E.	98 99 100 100 100			D DIN 5040		A60	
F UTE	--			B NBN		BZ 1	

Diam=130mm



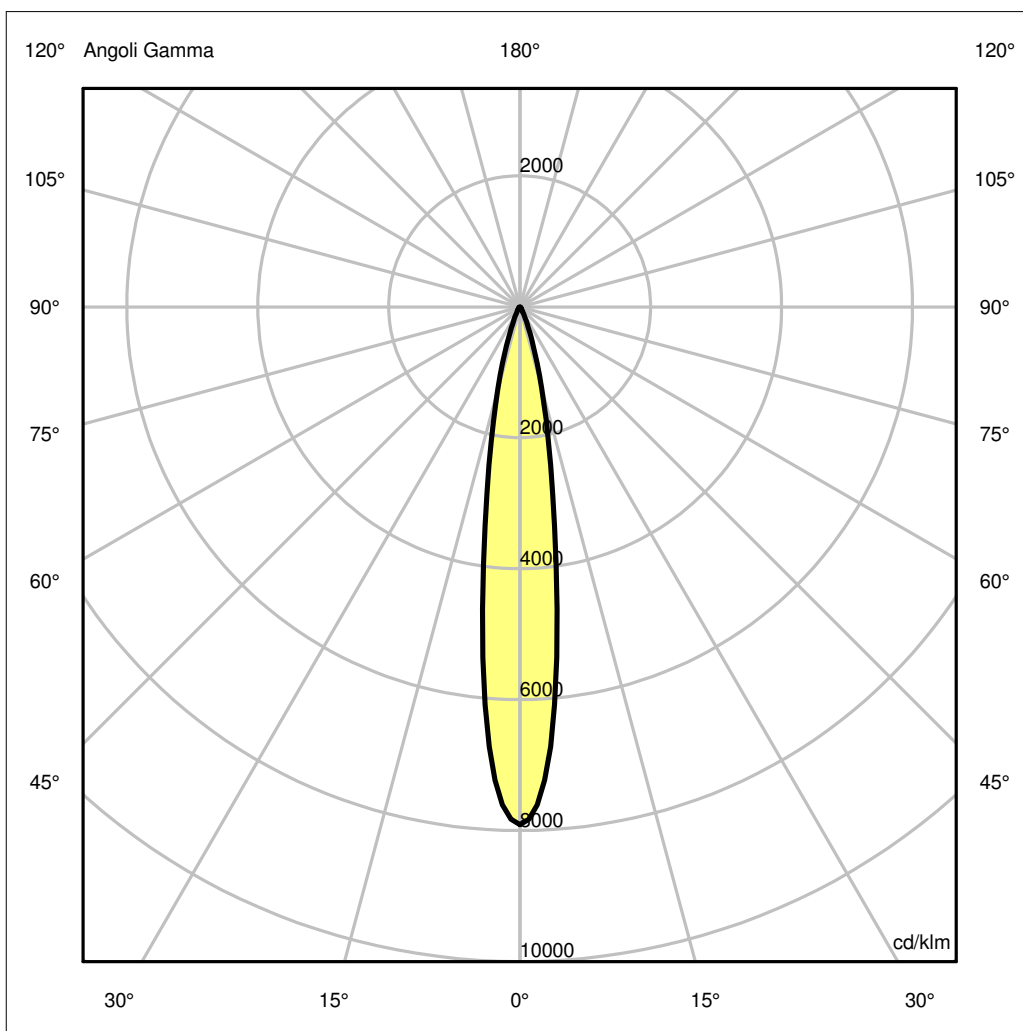
Semipiani C

180.0 ——— 0.0

ULOR 0.02 %

DLOR 99.98 %

RN 0.02 %



Luminaire

Code M0569W83+M109600+M282100

Name CATA TIR BINARIO STABLE WHITE UNITA' OTTICA 3000K DIMM DALI-SWITCHDIM + OTTICA SPOT + GRIGLIA FRANGILUCE

Measurement

Code FTS1503424

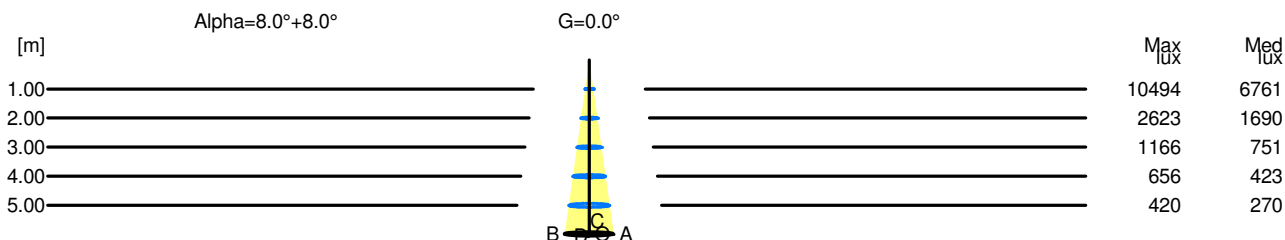
Name CATA TIR BINARIO STABLE WHITE UNITA' OTTICA 3000K DIMM DALI-SWITCHDIM + OTTICA SPOT + GRIGLIA FRANGILUCE

Luminaire Flux	1327.01 lm	Luminaire Power	22.00 W	Efficacy	60.32 lm/W	Efficiency	100.00%
Lamps Flux	1327.01 lm	Maximum value	7907.93 cd/klm	Position	C=0.00 G=0.00	CG	Rotosymmetrical
Round Luminaire		Diam.	130 mm	Height	176 mm		
Round Luminous Area		Diam.	75 mm	Height	50 mm		
Horizontal Luminous Area		0.004418 m2		Emitting area on Plane 180°		0.003750 m2	
Emitting area on Plane 0°		0.003750 m2		Emitting area on Plane 270°		0.003750 m2	
Emitting area on Plane 90°		0.003750 m2		Glare area at 76°		0.004707 m2	
Coordinate system		CG		Symmetry Type		Rotosymmetrical	
Date		09-10-2015		Maximum Gamma Angle		180	
Measurement Distance		0.00		Measurement Flux		1327.01 lm	
LED Flux=1811,5lm LED Power=17,5W Eff=73% EfcLed=104lm/W EfcLum=60lm/W Ra=90 SDCM=2 L70(6K)=36000h							
C.I.E.	98	99	100	100	100	D DIN 5040	A60
F UTE	--					B NBN	BZ 1

Width at 50.00 % of Max Intensity

H[m]	1.00	2.00	3.00	4.00	5.00	H[m]	1.00	2.00	3.00	4.00	5.00
OA	0.14	0.28	0.42	0.56	0.71	OC	0.14	0.28	0.42	0.56	0.71
OB	0.14	0.28	0.42	0.56	0.71	OD	0.14	0.28	0.42	0.56	0.71

				Luminous Intensities [cd/klm]							
	0	5	15	25	35	45	55	65	75	85	
OA	10493.90	8092.21	1716.84	265.50	66.19	21.32	8.69	3.47	2.54	2.97	
OB	10493.90	8092.21	1716.84	265.50	66.19	21.32	8.69	3.47	2.54	2.97	
OC	10493.90	8092.21	1716.84	265.50	66.19	21.32	8.69	3.47	2.54	2.97	
OD	10493.90	8092.21	1716.84	265.50	66.19	21.32	8.69	3.47	2.54	2.97	



H[m]	D[m]	Max lux	Med lux	Alpha=8.0°+8.0°	G=0.0
1.00	0.28	10494	6761		
2.00	0.56	2623	1690		
3.00	0.85	1166	751		
4.00	1.13	656	423		
5.00	1.41	420	270		