

Luminaire

Code M0569N83+M109600

Name CATA TIR BINARIO STABLE WHITE UNITA' OTTICA 4000K DIMM DALI + OTTICA SPOT

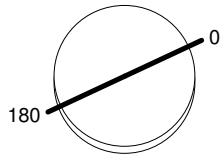
Measurem.

Code FTS1503285

Name CATA TIR BINARIO STABLE WHITE UNITA' OTTICA 4000K DIMM DALI + OTTICA SPOT

Luminaire Flux	1757.52 lm	Luminaire Power	22.00 W	Efficacy	79.89 lm/W	Efficiency	100.00%
Lamps Flux	1757.52 lm	Maximum value	6853.41 cd/klm	Position	C=0.00 G=0.00	CG	Rotosymmetrical
Round Luminaire		Diam.	130 mm	Height	176 mm		
Round Luminous Area		Diam.	75 mm	Height	50 mm		
Horizontal Luminous Area		0.004418 m2		Emitting area on Plane 180°		0.003750 m2	
Emitting area on Plane 0°		0.003750 m2		Emitting area on Plane 270°		0.003750 m2	
Emitting area on Plane 90°		0.003750 m2		Glare area at 76°		0.004707 m2	
Coordinate system		CG		Symmetry Type		Rotosymmetrical	
Date		06-10-2015		Maximum Gamma Angle		180	
Measurement Distance		0.00		Measurement Flux		1757.52 lm	
LED Flux=1943,3lm LED Power=17,5W Eff=90% EfcLed=111lm/W EfcLum=80lm/W Ra=90 SDCM=2 L70(6K)=36000h							
C.I.E.	93 98 99 100 100			D DIN 5040		A60	
F UTE	1.00 A			B NBN		BZ 1	

Diam=130mm



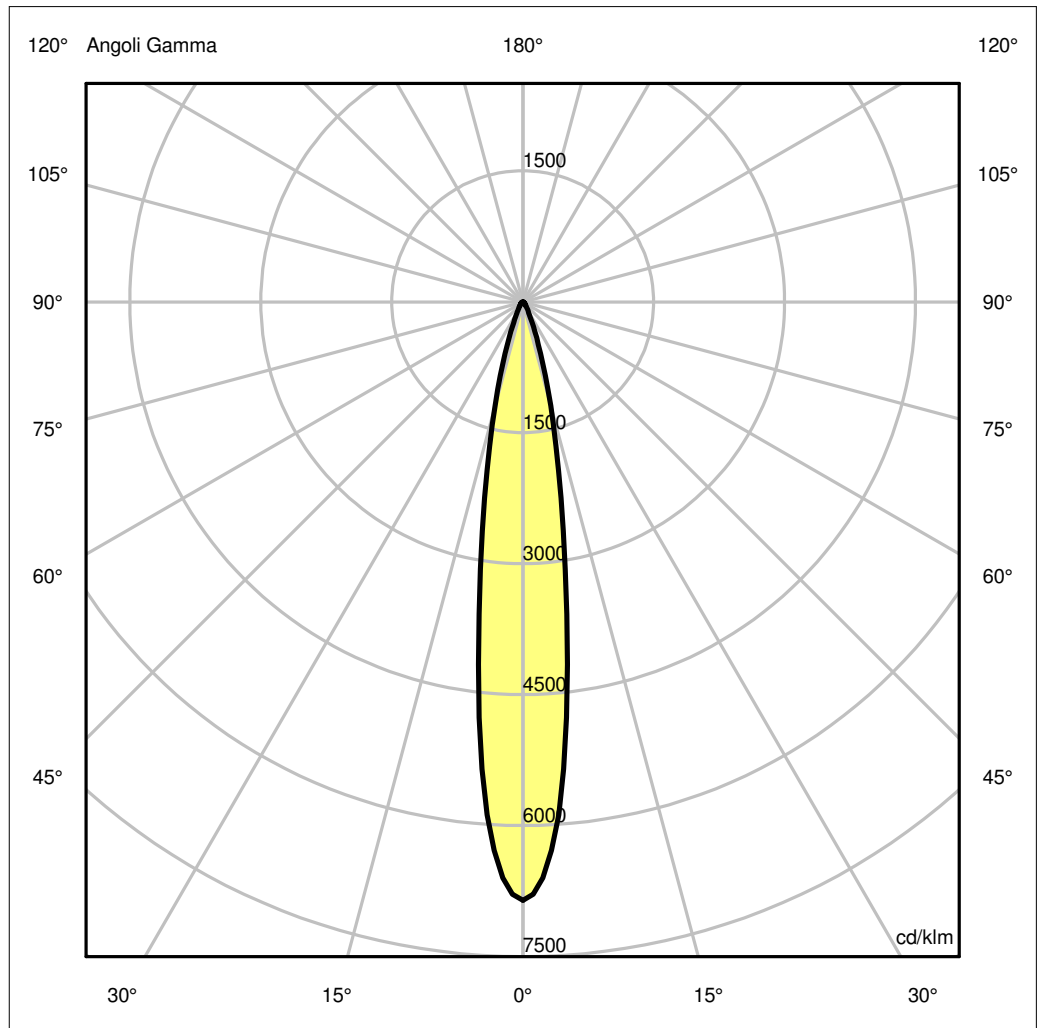
Semipiani C

180.0 ——— 0.0

ULOR 0.03 %

DLOR 99.97 %

RN 0.03 %



Luminaire

Code M0569N83+M109600

Name CATA TIR BINARIO STABLE WHITE UNITA' OTTICA 4000K DIMM DALI + OTTICA SPOT

Measurement

Code FTS1503285

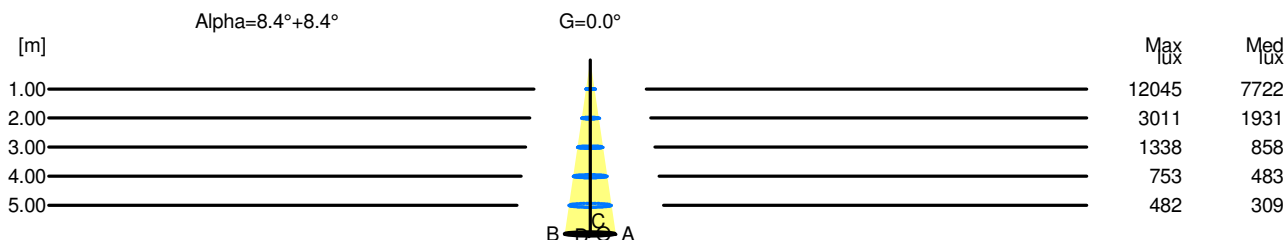
Name CATA TIR BINARIO STABLE WHITE UNITA' OTTICA 4000K DIMM DALI + OTTICA SPOT

Luminaire Flux	1757.52 lm	Luminaire Power	22.00 W	Efficacy	79.89 lm/W	Efficiency	100.00%
Lamps Flux	1757.52 lm	Maximum value	6853.41 cd/klm	Position	C=0.00 G=0.00	CG	Rotosymmetrical
Round Luminaire		Diam.	130 mm	Height	176 mm		
Round Luminous Area		Diam.	75 mm	Height	50 mm		
Horizontal Luminous Area		0.004418 m2		Emitting area on Plane 180°		0.003750 m2	
Emitting area on Plane 0°		0.003750 m2		Emitting area on Plane 270°		0.003750 m2	
Emitting area on Plane 90°		0.003750 m2		Glare area at 76°		0.004707 m2	
Coordinate system		CG		Symmetry Type		Rotosymmetrical	
Date		06-10-2015		Maximum Gamma Angle		180	
Measurement Distance		0.00		Measurement Flux		1757.52 lm	
LED Flux=1943,3lm LED Power=17,5W Eff=90% EfcLed=111lm/W EfcLum=80lm/W Ra=90 SDCM=2 L70(6K)=36000h							
C.I.E.	93 98 99 100 100			D DIN 5040		A60	
F UTE	1.00 A			B NBN		BZ 1	

Width at 50.00 % of Max Intensity

H[m]	1.00	2.00	3.00	4.00	5.00	H[m]	1.00	2.00	3.00	4.00	5.00
OA	0.15	0.29	0.44	0.59	0.73	OC	0.15	0.29	0.44	0.59	0.73
OB	0.15	0.29	0.44	0.59	0.73	OD	0.15	0.29	0.44	0.59	0.73

	Luminous Intensities [cd/klm]									
	0	5	15	25	35	45	55	65	75	85
OA	12045.00	9442.42	2165.98	390.41	129.80	62.89	39.82	21.54	10.82	5.16
OB	12045.00	9442.42	2165.98	390.41	129.80	62.89	39.82	21.54	10.82	5.16
OC	12045.00	9442.42	2165.98	390.41	129.80	62.89	39.82	21.54	10.82	5.16
OD	12045.00	9442.42	2165.98	390.41	129.80	62.89	39.82	21.54	10.82	5.16



H[m]	D[m]	Max lux	Med lux	Alpha=8.4°+8.4°	G=0.0
1.00	0.29	12045	7722		
2.00	0.59	3011	1931		
3.00	0.88	1338	858		
4.00	1.18	753	483		
5.00	1.47	482	309		