

## Luminaire

Code M0569W83+M109700+M282100

Name CATA TIR BINARIO STABLE WHITE UNITA' OTTICA 3000K DIMM DALI-SWITCHDIM + OTTICA FLOOD + GRIGLIA FRANGILUCE

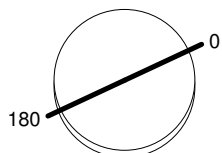
## Measur.

Code FTS1503425

Name CATA TIR BINARIO STABLE WHITE UNITA' OTTICA 3000K DIMM DALI-SWITCHDIM + OTTICA FLOOD + GRIGLIA FRANGILUCE

Luminaire Flux	1159.04 lm	Luminaire Power	22.00 W	Efficacy	52.68 lm/W	Efficiency	100.00%
Lamps Flux	1159.04 lm	Maximum value	3575.14 cd/klm	Position	C=0.00 G=0.00	CG	Rotosymmetrical
Round Luminaire Round Luminous Area		Diam. Diam.	130 mm 75 mm	Height Height	176 mm 50 mm		
Horizontal Luminous Area		0.004418 m2		Emitting area on Plane 180°		0.003750 m2	
Emitting area on Plane 0°		0.003750 m2		Emitting area on Plane 270°		0.003750 m2	
Emitting area on Plane 90°		0.003750 m2		Glare area at 76°		0.004707 m2	
Coordinate system		CG		Symmetry Type		Rotosymmetrical	
Date		08-10-2015		Maximum Gamma Angle		90	
Measurement Distance		0.00		Measurement Flux		1159.04 lm	
LED Flux=1811,5lm LED Power=17,5W Eff=64% EfcLed=104lm/W EfcLum=53lm/W Ra=90 SDCM=2 L70(6K)=36000h							
C.I.E.	97 99 100 100 100			D DIN 5040		A60	
F UTE	1.00 A			B NBN		BZ 1	

Diam=130mm



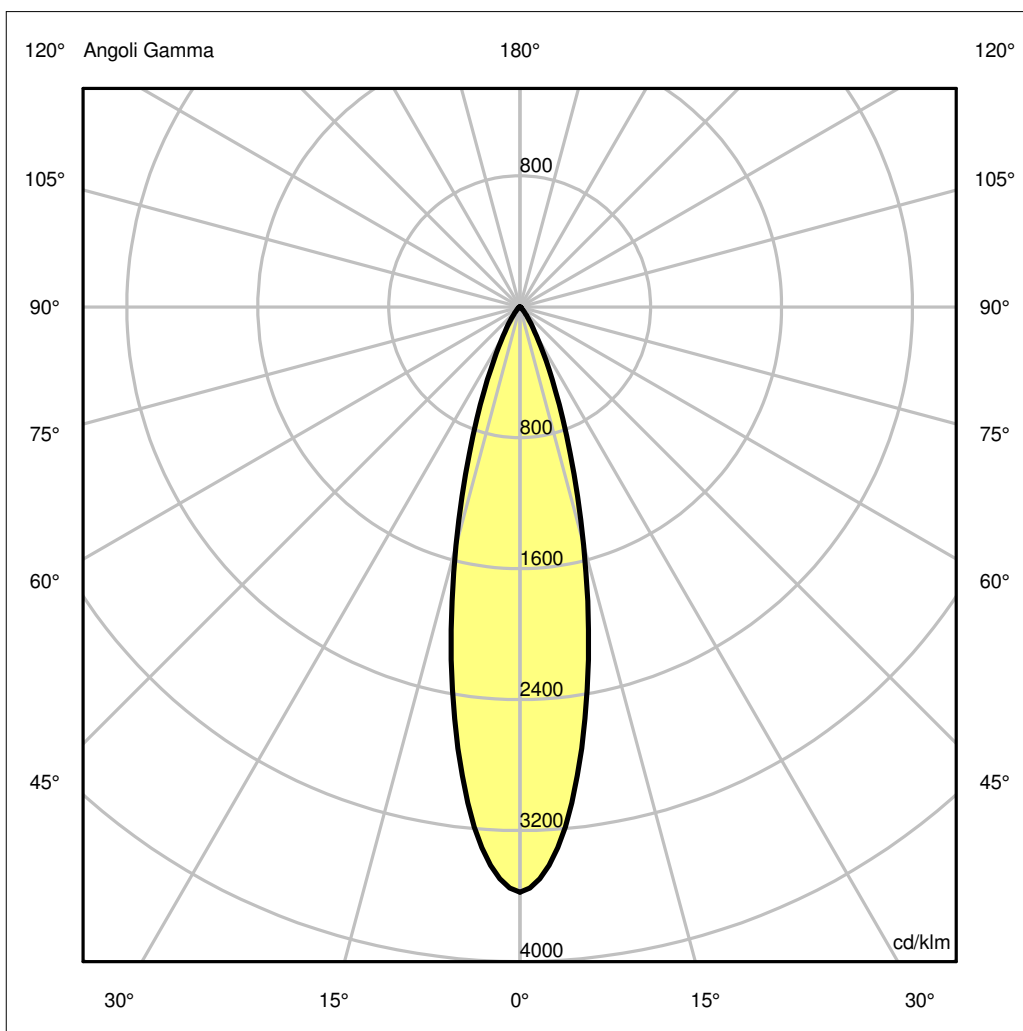
Semipiani C

180.0 ——— 0.0

ULOR 0.00 %

DLOR100.00 %

RN 0.00 %



## Luminaire

Code M0569W83+M109700+M282100

Name CATA TIR BINARIO STABLE WHITE UNITA' OTTICA 3000K DIMM DALI-SWITCHDIM + OTTICA FLOOD + GRIGLIA FRANGILUCE

## Measurement

Code FTS1503425

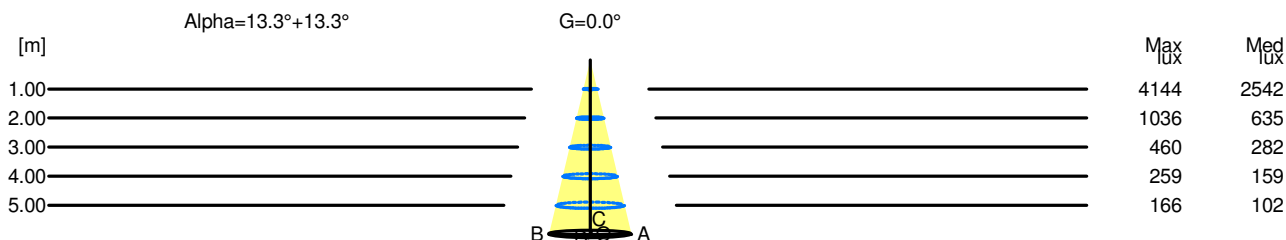
Name CATA TIR BINARIO STABLE WHITE UNITA' OTTICA 3000K DIMM DALI-SWITCHDIM + OTTICA FLOOD + GRIGLIA FRANGILUCE

Luminaire Flux	1159.04 lm	Luminaire Power	22.00 W	Efficacy	52.68 lm/W	Efficiency	100.00%
Lamps Flux	1159.04 lm	Maximum value	3575.14 cd/klm	Position	C=0.00 G=0.00	CG	Rotosymmetrical
Round Luminaire		Diam.	130 mm	Height	176 mm		
Round Luminous Area		Diam.	75 mm	Height	50 mm		
Horizontal Luminous Area		0.004418 m2		Emitting area on Plane 180°		0.003750 m2	
Emitting area on Plane 0°		0.003750 m2		Emitting area on Plane 270°		0.003750 m2	
Emitting area on Plane 90°		0.003750 m2		Glare area at 76°		0.004707 m2	
Coordinate system		CG		Symmetry Type		Rotosymmetrical	
Date		08-10-2015		Maximum Gamma Angle		90	
Measurement Distance		0.00		Measurement Flux		1159.04 lm	
LED Flux=1811,5lm LED Power=17,5W Eff=64% EfcLed=104lm/W EfcLum=53lm/W Ra=90 SDCM=2 L70(6K)=36000h							
C.I.E.	97 99 100 100 100			D DIN 5040	A60		
F UTE	1.00 A			B NBN	BZ 1		

Width at 50.00 % of Max Intensity

H[m]	1.00	2.00	3.00	4.00	5.00	H[m]	1.00	2.00	3.00	4.00	5.00
OA	0.24	0.47	0.71	0.95	1.18	OC	0.24	0.47	0.71	0.95	1.18
OB	0.24	0.47	0.71	0.95	1.18	OD	0.24	0.47	0.71	0.95	1.18

	Luminous Intensities [ cd/klm]									
	0	5	15	25	35	45	55	65	75	85
OA	4143.73	3696.14	1748.87	487.76	116.80	29.93	11.44	3.85	2.55	3.76
OB	4143.73	3696.14	1748.87	487.76	116.80	29.93	11.44	3.85	2.55	3.76
OC	4143.73	3696.14	1748.87	487.76	116.80	29.93	11.44	3.85	2.55	3.76
OD	4143.73	3696.14	1748.87	487.76	116.80	29.93	11.44	3.85	2.55	3.76



H[m]	D[m]	Max lux	Med lux	Alpha=13.3°+13.3°	G=0.0
1.00	0.47	4144	2542		
2.00	0.95	1036	635		
3.00	1.42	460	282		
4.00	1.89	259	159		
5.00	2.37	166	102		