

## Luminaire

Code M0671N81+M109700+M281735

Name CATA TIR SOSPENSIONE STABLE WHITE UNITA' OTTICA 4000K DIMM DALI-SWITCHDIM + OTTICA FLOOD + FILTRO BLU

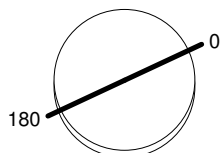
## Measurem.

Code FTS1503525

Name CATA TIR SOSPENSIONE STABLE WHITE UNITA' OTTICA 4000K DIMM DALI-SWITCHDIM + OTTICA FLOOD + FILTRO BLU

Luminaire Flux	206.97 lm	Luminaire Power	22.00 W	Efficacy	9.41 lm/W	Efficiency	100.00%
Lamps Flux	206.97 lm	Maximum value	1955.91 cd/klm	Position	C=0.00 G=0.00	CG	Rotosymmetrical
Round Luminaire		Diam.	130 mm	Height	176 mm		
Round Luminous Area		Diam.	75 mm	Height	50 mm		
Horizontal Luminous Area		0.004418 m2		Emitting area on Plane 180°		0.003750 m2	
Emitting area on Plane 0°		0.003750 m2		Emitting area on Plane 270°		0.003750 m2	
Emitting area on Plane 90°		0.003750 m2		Glare area at 76°		0.004707 m2	
Coordinate system		CG		Symmetry Type		Rotosymmetrical	
Date		09-10-2015		Maximum Gamma Angle		180	
Measurement Distance		0.00		Measurement Flux		206.97 lm	
LED Flux=1943,3lm LED Power=17,5W Eff=11% EfcLed=111lm/W EfcLum=9lm/W L70(6K)=36000h							
C.I.E.	59 78 91	100 100		D DIN 5040	A40		
F UTE	1.00 D			B NBN	BZ 2 / 0.8 / BZ 3 / 1.5 / BZ 4 / 4 / BZ 5		

Diam=130mm



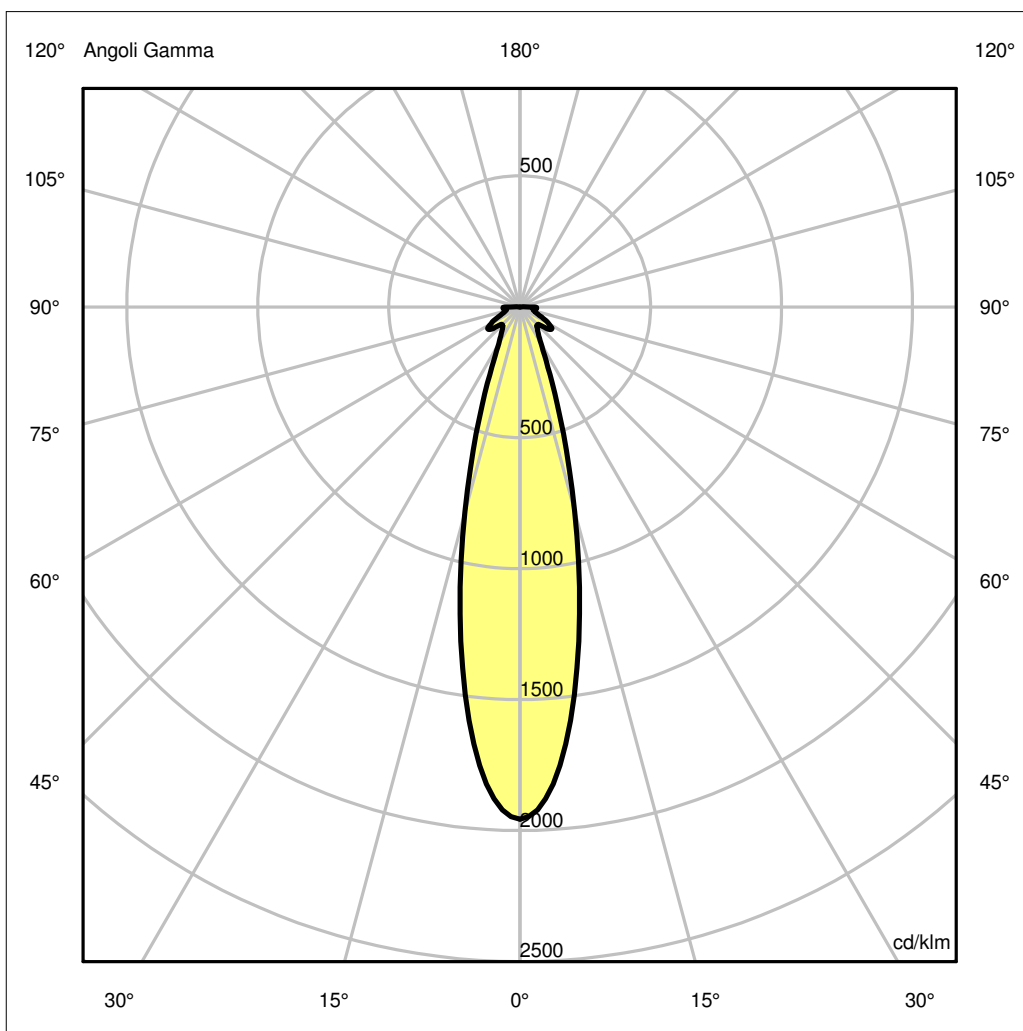
Semipiani C

180.0 — 0.0

ULOR 0.34 %

DLOR 99.66 %

RN 0.34 %





## Luminaire

Code M0671N81+M109700+M281735

Name CATA TIR SOSPENSIONE STABLE WHITE UNITA' OTTICA 4000K DIMM DALI-SWITCHDIM + OTTICA FLOOD + FILTRO BLU

## Measurement

Code FTS1503525

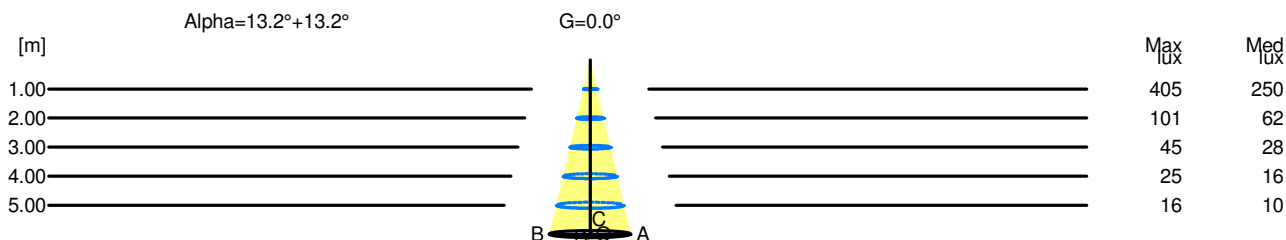
Name CATA TIR SOSPENSIONE STABLE WHITE UNITA' OTTICA 4000K DIMM DALI-SWITCHDIM + OTTICA FLOOD + FILTRO BLU

Luminaire Flux	206.97 lm	Luminaire Power	22.00 W	Efficacy	9.41 lm/W	Efficiency	100.00%
Lamps Flux	206.97 lm	Maximum value	1955.91 cd/klm	Position	C=0.00 G=0.00	CG	Rotosymmetrical
Round Luminaire		Diam.	130 mm	Height	176 mm		
Round Luminous Area		Diam.	75 mm	Height	50 mm		
Horizontal Luminous Area		0.004418 m2		Emitting area on Plane 180°		0.003750 m2	
Emitting area on Plane 0°		0.003750 m2		Emitting area on Plane 270°		0.003750 m2	
Emitting area on Plane 90°		0.003750 m2		Glare area at 76°		0.004707 m2	
Coordinate system		CG		Symmetry Type		Rotosymmetrical	
Date		09-10-2015		Maximum Gamma Angle		180	
Measurement Distance		0.00		Measurement Flux		206.97 lm	
LED Flux=1943,3lm LED Power=17,5W Eff=11% EfcLed=111lm/W EfcLum=9lm/W L70(6K)=36000h							
C.I.E.	59 78 91	100 100		D DIN 5040	A40		
F UTE	1.00 D			B NBN	BZ 2 / 0.8 / BZ 3 / 1.5 / BZ 4 / 4 / BZ 5		

Width at 50.00 % of Max Intensity

H[m]	1.00	2.00	3.00	4.00	5.00	H[m]	1.00	2.00	3.00	4.00	5.00
OA	0.23	0.47	0.70	0.94	1.17	OC	0.23	0.47	0.70	0.94	1.17
OB	0.23	0.47	0.70	0.94	1.17	OD	0.23	0.47	0.70	0.94	1.17

	Luminous Intensities [ cd/klm]									
	0	5	15	25	35	45	55	65	75	85
OA	404.82	363.82	167.83	52.48	25.29	19.72	30.74	19.00	11.31	13.32
OB	404.82	363.82	167.83	52.48	25.29	19.72	30.74	19.00	11.31	13.32
OC	404.82	363.82	167.83	52.48	25.29	19.72	30.74	19.00	11.31	13.32
OD	404.82	363.82	167.83	52.48	25.29	19.72	30.74	19.00	11.31	13.32



H[m]	D[m]	Max lux	Med lux	Alpha=13.2°+13.2°	G=0.0
1.00	0.47	405	250		
2.00	0.94	101	62		
3.00	1.41	45	28		
4.00	1.88	25	16		
5.00	2.34	16	10		