

Luminaire

Code M0671N81+M109700+M285207

Name CATA TIR SOSPENSIONE STABLE WHITE UNITA' OTTICA 4000K DIMM DALI-SWITCHDIM + OTTICA FLOOD + FILTRO SOFT

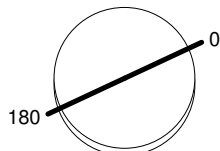
Measurem.

Code FTS1503397

Name CATA TIR SOSPENSIONE STABLE WHITE UNITA' OTTICA 4000K DIMM DALI-SWITCHDIM + OTTICA FLOOD + FILTRO SOFT

Luminaire Flux	1491.08 lm	Luminaire Power	22.00 W	Efficacy	67.78 lm/W	Efficiency	100.00%
Lamps Flux	1491.08 lm	Maximum value	1778.87 cd/klm	Position	C=0.00 G=0.00	CG	Rotosymmetrical
Round Luminaire Round Luminous Area		Diam. Diam.	130 mm 75 mm	Height Height	176 mm 50 mm		
Horizontal Luminous Area		0.004418 m2		Emitting area on Plane 180°		0.003750 m2	
Emitting area on Plane 0°		0.003750 m2		Emitting area on Plane 270°		0.003750 m2	
Emitting area on Plane 90°		0.003750 m2		Glare area at 76°		0.004707 m2	
Coordinate system		CG		Symmetry Type		Rotosymmetrical	
Date		27-10-2015		Maximum Gamma Angle		180	
Measurement Distance		0.00		Measurement Flux		1491.08 lm	
LED Flux=1943,3lm LED Power=17,5W Eff=77% EfcLed=111lm/W EfcLum=68lm/W Ra=90 SDCM=2 L70(6K)=36000h							
C.I.E.	88 97 99 100 100			D DIN 5040	A60		
F UTE	1.00 A			B NBN	BZ 1		

Diam=130mm



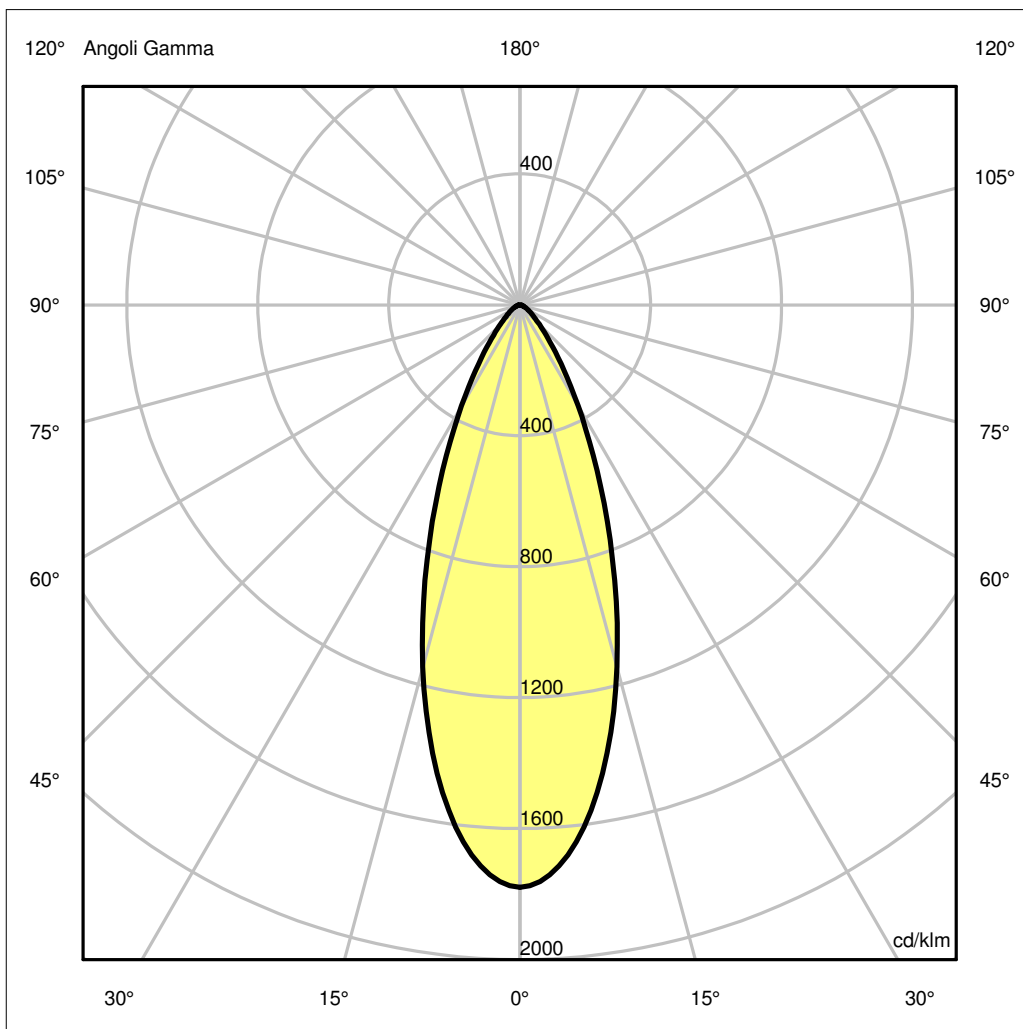
Semipiani C

180.0 ——— 0.0

ULOR 0.04 %

DLOR 99.96 %

RN 0.04 %



Luminaire

Code M0671N81+M109700+M285207

Name CATA TIR SOSPENSIONE STABLE WHITE UNITA' OTTICA 4000K DIMM DALI-SWITCHDIM + OTTICA FLOOD + FILTRO SOFT

Measurement

Code FTS1503397

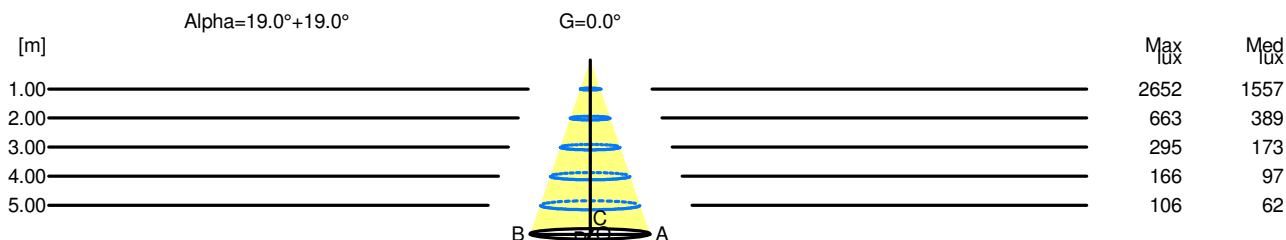
Name CATA TIR SOSPENSIONE STABLE WHITE UNITA' OTTICA 4000K DIMM DALI-SWITCHDIM + OTTICA FLOOD + FILTRO SOFT

Luminaire Flux	1491.08 lm	Luminaire Power	22.00 W	Efficacy	67.78 lm/W	Efficiency	100.00%
Lamps Flux	1491.08 lm	Maximum value	1778.87 cd/klm	Position	C=0.00 G=0.00	CG	Rotosymmetrical
Round Luminaire		Diam.	130 mm	Height	176 mm		
Round Luminous Area		Diam.	75 mm	Height	50 mm		
Horizontal Luminous Area		0.004418 m2		Emitting area on Plane 180°		0.003750 m2	
Emitting area on Plane 0°		0.003750 m2		Emitting area on Plane 270°		0.003750 m2	
Emitting area on Plane 90°		0.003750 m2		Glare area at 76°		0.004707 m2	
Coordinate system		CG		Symmetry Type		Rotosymmetrical	
Date		27-10-2015		Maximum Gamma Angle		180	
Measurement Distance		0.00		Measurement Flux		1491.08 lm	
LED Flux=1943,3lm LED Power=17,5W Eff=77% EfcLed=111lm/W EfcLum=68lm/W Ra=90 SDCM=2 L70(6K)=36000h							
C.I.E.	88 97 99 100 100			D DIN 5040	A60		
F UTE	1.00 A			B NBN	BZ 1		

Width at 50.00 % of Max Intensity

H[m]	1.00	2.00	3.00	4.00	5.00	H[m]	1.00	2.00	3.00	4.00	5.00
OA	0.34	0.69	1.03	1.38	1.72	OC	0.34	0.69	1.03	1.38	1.72
OB	0.34	0.69	1.03	1.38	1.72	OD	0.34	0.69	1.03	1.38	1.72

	Luminous Intensities [cd/klm]									
	0	5	15	25	35	45	55	65	75	85
OA	2652.43	2514.71	1707.82	832.53	327.58	125.59	57.29	26.86	11.52	7.17
OB	2652.43	2514.71	1707.82	832.53	327.58	125.59	57.29	26.86	11.52	7.17
OC	2652.43	2514.71	1707.82	832.53	327.58	125.59	57.29	26.86	11.52	7.17
OD	2652.43	2514.71	1707.82	832.53	327.58	125.59	57.29	26.86	11.52	7.17



H[m]	D[m]	Max lux	Med lux	Alpha=19.0°+19.0°	G=0.0
1.00	0.69	2652	1557		
2.00	1.38	663	389		
3.00	2.07	295	173		
4.00	2.76	166	97		
5.00	3.44	106	62		