

## Luminaire

Code M0569N81+M109500+M281735

Name CATA TIR SOFFITTO STABLE WHITE UNITA' OTTICA 4000K DIMM DALI-SWITCHDIM + OTTICA ULTRA NARROW + FILTRO BLU

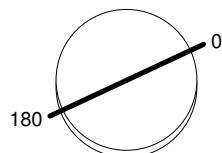
## Measurem.

Code FTS1503507

Name CATA TIR SOFFITTO STABLE WHITE UNITA' OTTICA 4000K DIMM DALI-SWITCHDIM + OTTICA ULTRA NARROW + FILTRO BLU

Luminaire Flux	204.63 lm	Luminaire Power	22.00 W	Efficacy	9.30 lm/W	Efficiency	100.00%
Lamps Flux	204.63 lm	Maximum value	7258.52 cd/klm	Position	C=0.00 G=0.00	CG	Rotosymmetrical
Round Luminaire		Diam.	130 mm	Height	176 mm		
Round Luminous Area		Diam.	75 mm	Height	50 mm		
Horizontal Luminous Area		0.004418 m2		Emitting area on Plane 180°		0.003750 m2	
Emitting area on Plane 0°		0.003750 m2		Emitting area on Plane 270°		0.003750 m2	
Emitting area on Plane 90°		0.003750 m2		Glare area at 76°		0.004707 m2	
Coordinate system		CG		Symmetry Type		Rotosymmetrical	
Date		27-10-2015		Maximum Gamma Angle		180	
Measurement Distance		0.00		Measurement Flux		204.63 lm	
LED Flux=1943,3lm LED Power=17,5W Eff=11% EfcLed=111lm/W EfcLum=9lm/W L70(6K)=36000h							
C.I.E.	53 70 84 99 100			D DIN 5040		A41	
F UTE	0.99 D + 0.01 T			B NBN		BZ 3 / 0.8 / BZ 4 / 1.25 / BZ 5 / 4 / BZ 6	

Diam=130mm



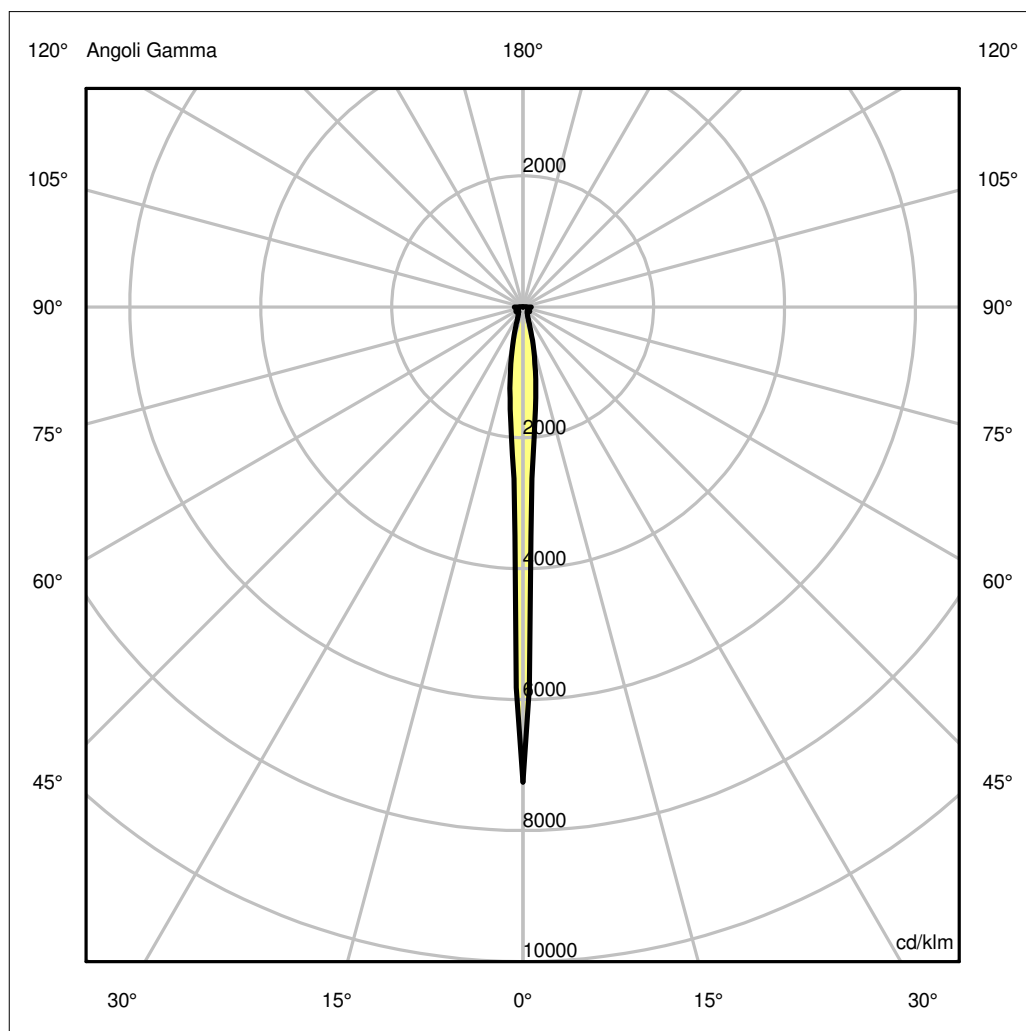
Semipiani C

180.0 ——— 0.0

ULOR 1.02 %

DLOR 98.98 %

RN 1.02 %



## Luminaire

Code M0569N81+M109500+M281735

Name CATA TIR SOFFITTO STABLE WHITE UNITA' OTTICA 4000K DIMM DALI-SWITCHDIM + OTTICA ULTRA NARROW + FILTRO BLU

## Measurement

Code FTS1503507

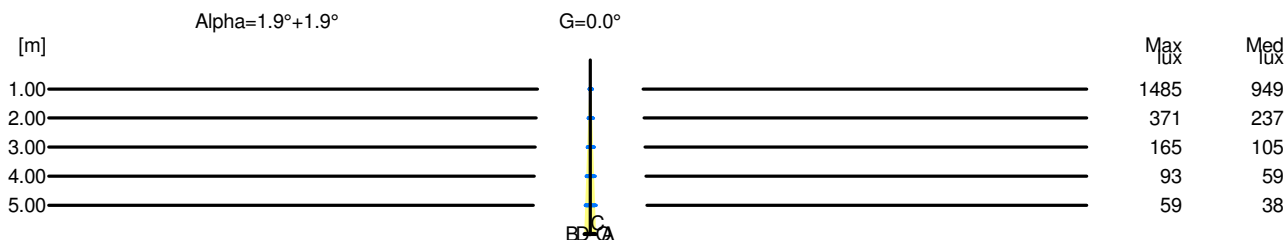
Name CATA TIR SOFFITTO STABLE WHITE UNITA' OTTICA 4000K DIMM DALI-SWITCHDIM + OTTICA ULTRA NARROW + FILTRO BLU

Luminaire Flux	204.63 lm	Luminaire Power	22.00 W	Efficacy	9.30 lm/W	Efficiency	100.00%
Lamps Flux	204.63 lm	Maximum value	7258.52 cd/klm	Position	C=0.00 G=0.00	CG	Rotosymmetrical
Round Luminaire		Diam.	130 mm	Height	176 mm		
Round Luminous Area		Diam.	75 mm	Height	50 mm		
Horizontal Luminous Area		0.004418 m2		Emitting area on Plane 180°		0.003750 m2	
Emitting area on Plane 0°		0.003750 m2		Emitting area on Plane 270°		0.003750 m2	
Emitting area on Plane 90°		0.003750 m2		Glare area at 76°		0.004707 m2	
Coordinate system		CG		Symmetry Type		Rotosymmetrical	
Date		27-10-2015		Maximum Gamma Angle		180	
Measurement Distance		0.00		Measurement Flux		204.63 lm	
LED Flux=1943,3lm LED Power=17,5W Eff=11% EfcLed=111lm/W EfcLum=9lm/W L70(6K)=36000h							
C.I.E.	53 70 84 99 100			D DIN 5040	A41		
F UTE	0.99 D + 0.01 T			B NBN	BZ 3 / 0.8 / BZ 4 / 1.25 / BZ 5 / 4 / BZ 6		

Width at 50.00 % of Max Intensity

H[m]	1.00	2.00	3.00	4.00	5.00	H[m]	1.00	2.00	3.00	4.00	5.00
OA	0.03	0.07	0.10	0.14	0.17	OC	0.03	0.07	0.10	0.14	0.17
OB	0.03	0.07	0.10	0.14	0.17	OD	0.03	0.07	0.10	0.14	0.17

	Luminous Intensities [ cd/klm]									
	0	5	15	25	35	45	55	65	75	85
OA	1485.31	408.15	123.87	38.91	24.48	19.18	26.04	19.61	15.95	24.51
OB	1485.31	408.15	123.87	38.91	24.48	19.18	26.04	19.61	15.95	24.51
OC	1485.31	408.15	123.87	38.91	24.48	19.18	26.04	19.61	15.95	24.51
OD	1485.31	408.15	123.87	38.91	24.48	19.18	26.04	19.61	15.95	24.51



H[m]	D[m]	Max lux	Med lux	Alpha=1.9°+1.9°	G=0.0
1.00	0.07	1485	949		
2.00	0.14	371	237		
3.00	0.20	165	105		
4.00	0.27	93	59		
5.00	0.34	59	38		