

## Luminaire

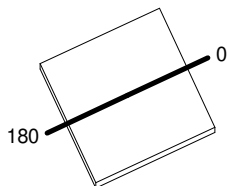
Code NL1708410K003  
Name Zeno UP 2 - IP65 - 10° - 3000K cromo

## Measurem.

Code FTS1500476  
Name Zeno UP 2 - IP65 - 10° - 3000K cromo

Luminaire Flux	206 lm	Luminaire Power	2.0 W	Efficacy	102.925 lm/W	Efficiency	100.00%
Source Flux	206 lm	Maximum value	10740.80 cd/klm	Position	C=0.00 G=0.00	CG Rotosymmetrical	
Rectangular Luminaire		Length	50 mm	Width	50 mm	Height	2 mm
Rectangular Luminous Area		Length	25 mm	Width	25 mm	Height	0 mm
Horizontal Luminous Area		0.000625 m2		Emitting area on Plane 180°		0.000000 m2	
Emitting area on Plane 0°		0.000000 m2		Emitting area on Plane 270°		0.000000 m2	
Emitting area on Plane 90°		0.000000 m2		Glare area at 76°		0.000151 m2	
Coordinate system		CG		Symmetry Type		Rotosymmetrical	
Date		11-04-2022		Maximum Gamma Angle		180	
Measurement Distance		0.00		Measurement Flux		206 lm	
LED Flux=263lm LED Power=2W Eff=78% EfcLed=132lm/W EfcLum=103lm/W CCT=3000K Ra=80 SDCM=3 L70(6K)=272160h							
C.I.E.	98 99 100 100 100			D DIN 5040	A60		
F UTE	--			B NBN	BZ 1		

50mm x 50mm



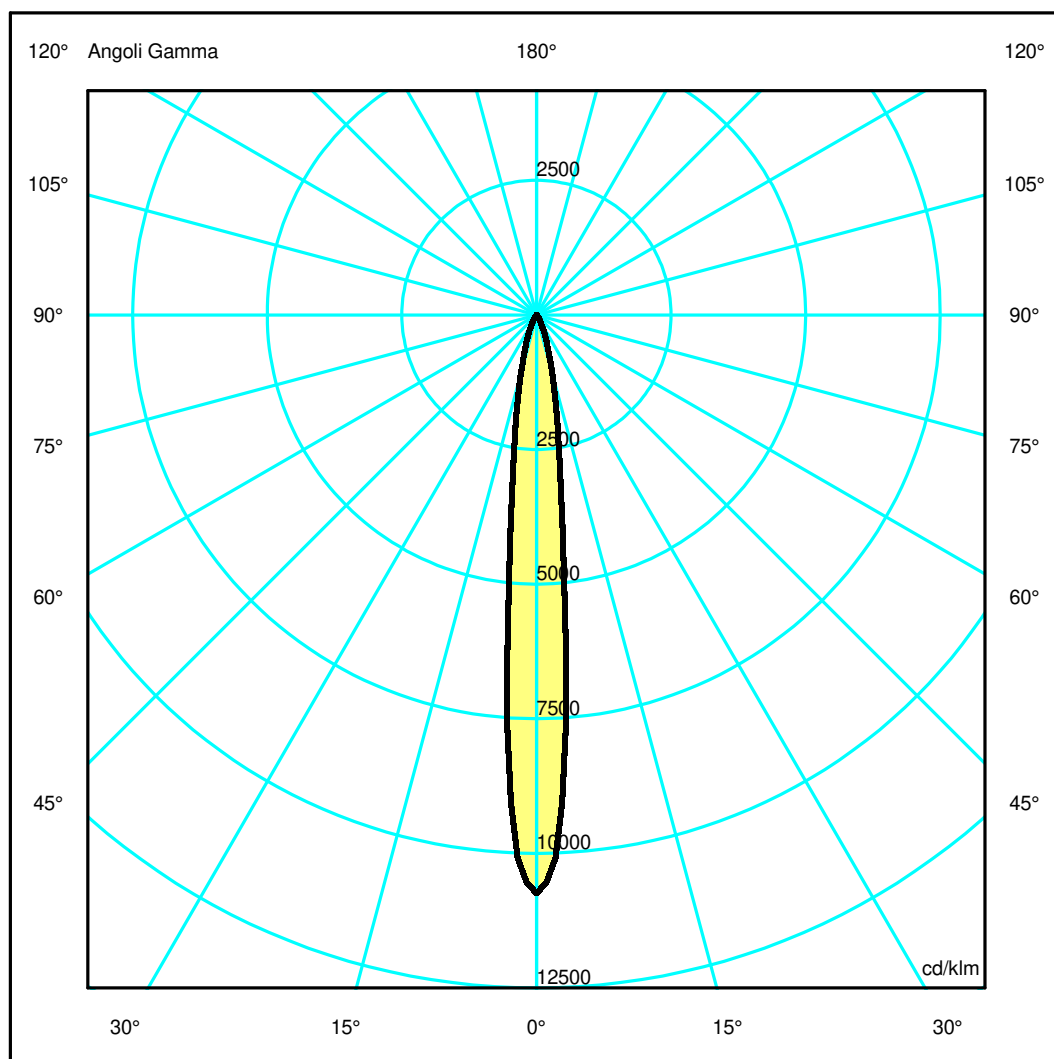
Semipiani C

180.0 ——— 0.0

ULOR 0.01 %

DLOR 99.99 %

RN 0.01 %



## Luminaire

Code NL1708410K003  
Name Zeno UP 2 - IP65 - 10° - 3000K cromo

## Measurem.

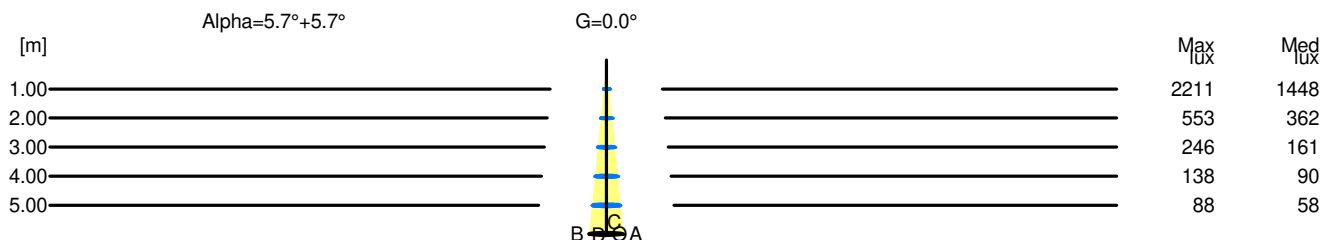
Code FTS1500476  
Name Zeno UP 2 - IP65 - 10° - 3000K cromo

Luminaire Flux	206 lm	Luminaire Power	2.0 W	Efficacy	102.925 lm/W	Efficiency	100.00%
Source Flux	206 lm	Maximum value	10740.80 cd/klm	Position	C=0.00 G=0.00	CG Rotosymmetrical	
Rectangular Luminaire		Length	50 mm	Width	50 mm	Height	2 mm
Rectangular Luminous Area		Length	25 mm	Width	25 mm	Height	0 mm
Horizontal Luminous Area		0.000625 m2		Emitting area on Plane 180°		0.000000 m2	
Emitting area on Plane 0°		0.000000 m2		Emitting area on Plane 270°		0.000000 m2	
Emitting area on Plane 90°		0.000000 m2		Glare area at 76°		0.000151 m2	
Coordinate system		CG		Symmetry Type		Rotosymmetrical	
Date		11-04-2022		Maximum Gamma Angle		180	
Measurement Distance		0.00		Measurement Flux		206 lm	
LED Flux=263lm LED Power=2W Eff=78% EfcLed=132lm/W EfcLum=103lm/W CCT=3000K Ra=80 SDCM=3 L70(6K)=272160h							
C.I.E.	98 99 100 100 100			D DIN 5040	A60		
F UTE	--			B NBN	BZ 1		

Width at 50.00 % of Max Intensity

H[m]	1.00	2.00	3.00	4.00	5.00	H[m]	1.00	2.00	3.00	4.00	5.00
OA	0.10	0.20	0.30	0.40	0.50	OC	0.10	0.20	0.30	0.40	0.50
OB	0.10	0.20	0.30	0.40	0.50	OD	0.10	0.20	0.30	0.40	0.50

				Luminous Intensities [ cd/klm]							
	0	5	15	25	35	45	55	65	75	85	
OA	2210.99	1285.56	229.94	59.85	16.21	3.59	1.32	0.59	0.26	0.23	
OB	2210.99	1285.56	229.94	59.85	16.21	3.59	1.32	0.59	0.26	0.23	
OC	2210.99	1285.56	229.94	59.85	16.21	3.59	1.32	0.59	0.26	0.23	
OD	2210.99	1285.56	229.94	59.85	16.21	3.59	1.32	0.59	0.26	0.23	



H[m]	D[m]	Max lux	Med lux	Alpha=5.7°+5.7°	G=0.0
1.00	0.20	2211	1448		
2.00	0.40	553	362		
3.00	0.59	246	161		
4.00	0.79	138	90		
5.00	0.99	88	58		