

Luminaire

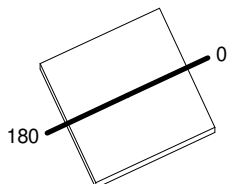
Code NL1708425K002
Name Zeno UP 2 - IP65 - 25° - 3000K grigio

Measurem.

Code FTS1500478
Name Zeno UP 2 - IP65 - 25° - 3000K grigio

Luminaire Flux	192 lm	Luminaire Power	2.0 W	Efficacy	96.205 lm/W	Efficiency	100.00%
Source Flux	192 lm	Maximum value	3365.35 cd/klm	Position	C=0.00 G=0.00	CG Rotosymmetrical	
Rectangular Luminaire		Length	50 mm	Width	50 mm	Height	2 mm
Rectangular Luminous Area		Length	25 mm	Width	25 mm	Height	0 mm
Horizontal Luminous Area		0.000625 m2		Emitting area on Plane 180°		0.000000 m2	
Emitting area on Plane 0°		0.000000 m2		Emitting area on Plane 270°		0.000000 m2	
Emitting area on Plane 90°		0.000000 m2		Glare area at 76°		0.000151 m2	
Coordinate system		CG		Symmetry Type		Rotosymmetrical	
Date		08-04-2022		Maximum Gamma Angle		180	
Measurement Distance		0.00		Measurement Flux		192 lm	
LED Flux=263lm LED Power=2W Eff=73% EfcLed=132lm/W EfcLum=96lm/W CCT=3000K Ra=80 SDCM=3 L70(6K)=272160h							
C.I.E.	95 99 100 100 100			D DIN 5040	A60		
F UTE	1.00 A			B NBN	BZ 1		

50mm x 50mm



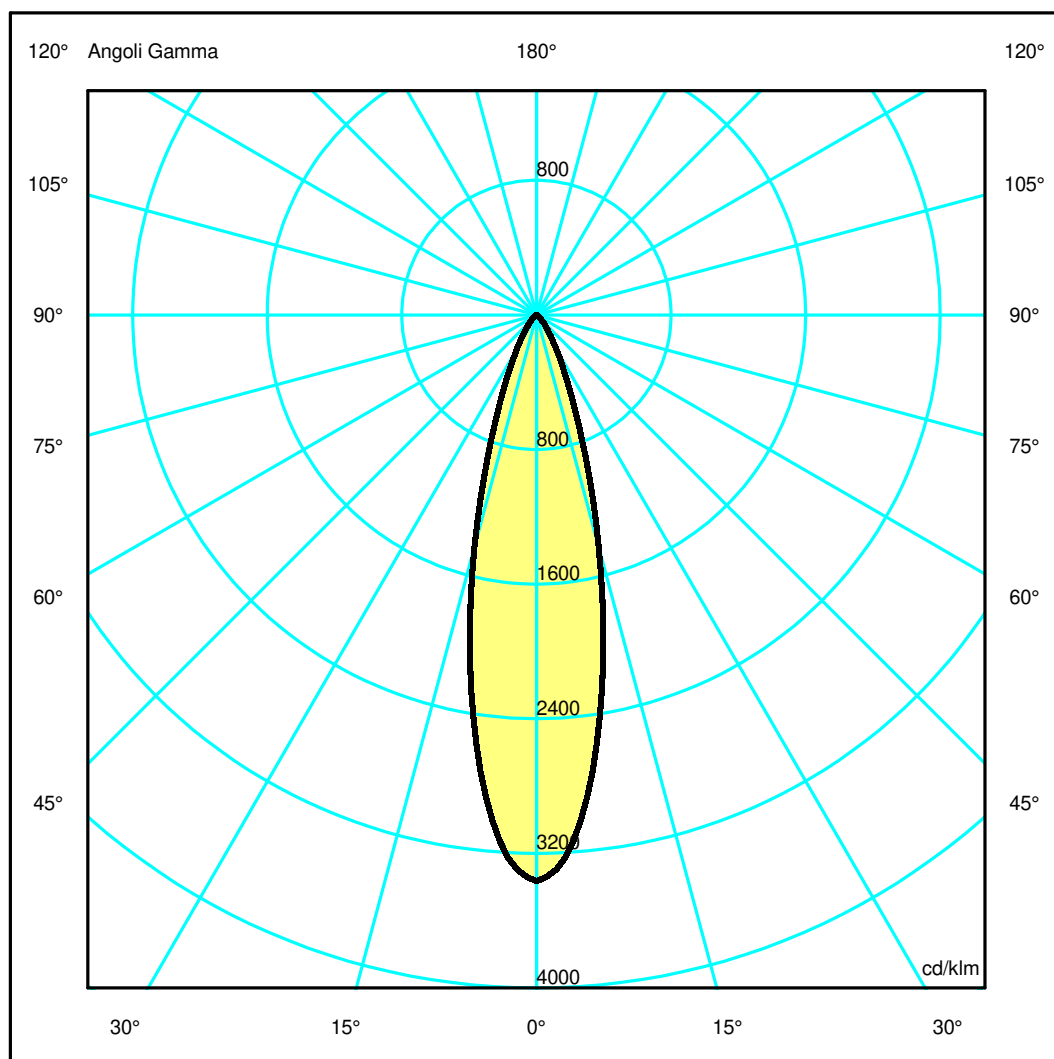
Semipiani C

180.0 ——— 0.0

ULOR 0.01 %

DLOR 99.99 %

RN 0.01 %



Luminaire

Code NL1708425K002
Name Zeno UP 2 - IP65 - 25° - 3000K grigio

Measurem.

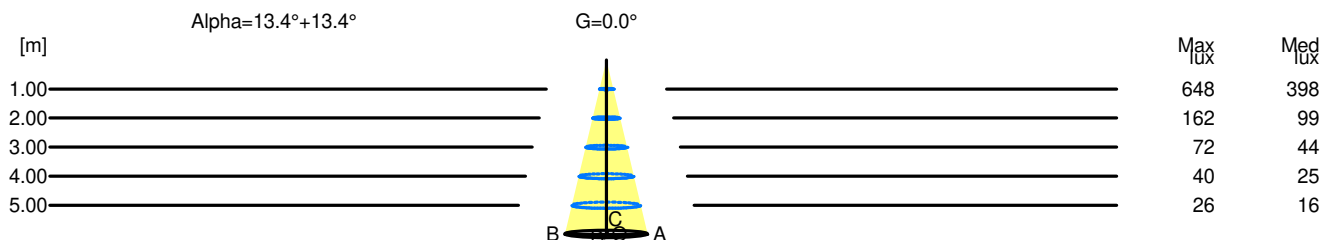
Code FTS1500478
Name Zeno UP 2 - IP65 - 25° - 3000K grigio

Luminaire Flux	192 lm	Luminaire Power	2.0 W	Efficacy	96.205 lm/W	Efficiency	100.00%
Source Flux	192 lm	Maximum value	3365.35 cd/klm	Position	C=0.00 G=0.00	CG Rotosymmetrical	
Rectangular Luminaire		Length	50 mm	Width	50 mm	Height	2 mm
Rectangular Luminous Area		Length	25 mm	Width	25 mm	Height	0 mm
Horizontal Luminous Area		0.000625 m2		Emitting area on Plane 180°		0.000000 m2	
Emitting area on Plane 0°		0.000000 m2		Emitting area on Plane 270°		0.000000 m2	
Emitting area on Plane 90°		0.000000 m2		Glare area at 76°		0.000151 m2	
Coordinate system		CG		Symmetry Type		Rotosymmetrical	
Date		08-04-2022		Maximum Gamma Angle		180	
Measurement Distance		0.00		Measurement Flux		192 lm	
LED Flux=263lm LED Power=2W Eff=73% EfcLed=132lm/W EfcLum=96lm/W CCT=3000K Ra=80 SDCM=3 L70(6K)=272160h							
C.I.E.	95 99 100 100 100			D DIN 5040	A60		
F UTE	1.00 A			B NBN	BZ 1		

Width at 50.00 % of Max Intensity

H[m]	1.00	2.00	3.00	4.00	5.00	H[m]	1.00	2.00	3.00	4.00	5.00
OA	0.24	0.48	0.71	0.95	1.19	OC	0.24	0.48	0.71	0.95	1.19
OB	0.24	0.48	0.71	0.95	1.19	OD	0.24	0.48	0.71	0.95	1.19

	Luminous Intensities [cd/klm]									
	0	5	15	25	35	45	55	65	75	85
OA	647.53	580.25	274.46	82.19	25.70	8.50	2.90	0.82	0.31	0.25
OB	647.53	580.25	274.46	82.19	25.70	8.50	2.90	0.82	0.31	0.25
OC	647.53	580.25	274.46	82.19	25.70	8.50	2.90	0.82	0.31	0.25
OD	647.53	580.25	274.46	82.19	25.70	8.50	2.90	0.82	0.31	0.25



H[m]	D[m]	Max lux	Med lux	Alpha=13.4°+13.4°	G=0.0
1.00	0.48	648	398		
2.00	0.95	162	99		
3.00	1.43	72	44		
4.00	1.90	40	25		
5.00	2.38	26	16		