

Luminaire

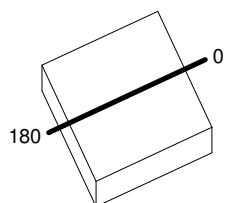
Code NL1708510K003
Name Zeno UP 3 - IP65 - 10° - 3000K cromo

Measurem.

Code FTS1502583
Name Zeno UP 3 - IP65 - 10° - 3000K cromo

Luminaire Flux	269.00 lm	Luminaire Power	4.80 W	Efficacy	56.04 lm/W	Efficiency	100.00%
Lamps Flux	269.00 lm	Maximum value	10815.18 cd/klm	Position	C=0.00 G=0.00	CG	Rotosymmetrical
Rectangular Luminaire Round Luminous Area		Length Diam.	65 mm 30 mm	Width Height	65 mm 3 mm	Height	50 mm
Horizontal Luminous Area		0.000707 m2		Emitting area on Plane 180°		0.000090 m2	
Emitting area on Plane 0°		0.000090 m2		Emitting area on Plane 270°		0.000090 m2	
Emitting area on Plane 90°		0.000090 m2		Glare area at 76°		0.000258 m2	
Coordinate system		CG		Symmetry Type		Rotosymmetrical	
Date		26-02-2015		Maximum Gamma Angle		90	
Measurement Distance		0.00		Measurement Flux		269.00 lm	
3000K - Imax=10815 cd/klm - LED Flux=384 lm - LED Power=4.8 W - Eff=70 % - EfcLED=80 lm/W - EfcLum=56 lm/W Ra=80 min - SDCM=4 - Life=L70(6K)>39,300 ore							
C.I.E.	100	100	100	100	100	D DIN 5040	A60
F UTE	--					B NBN	BZ 1

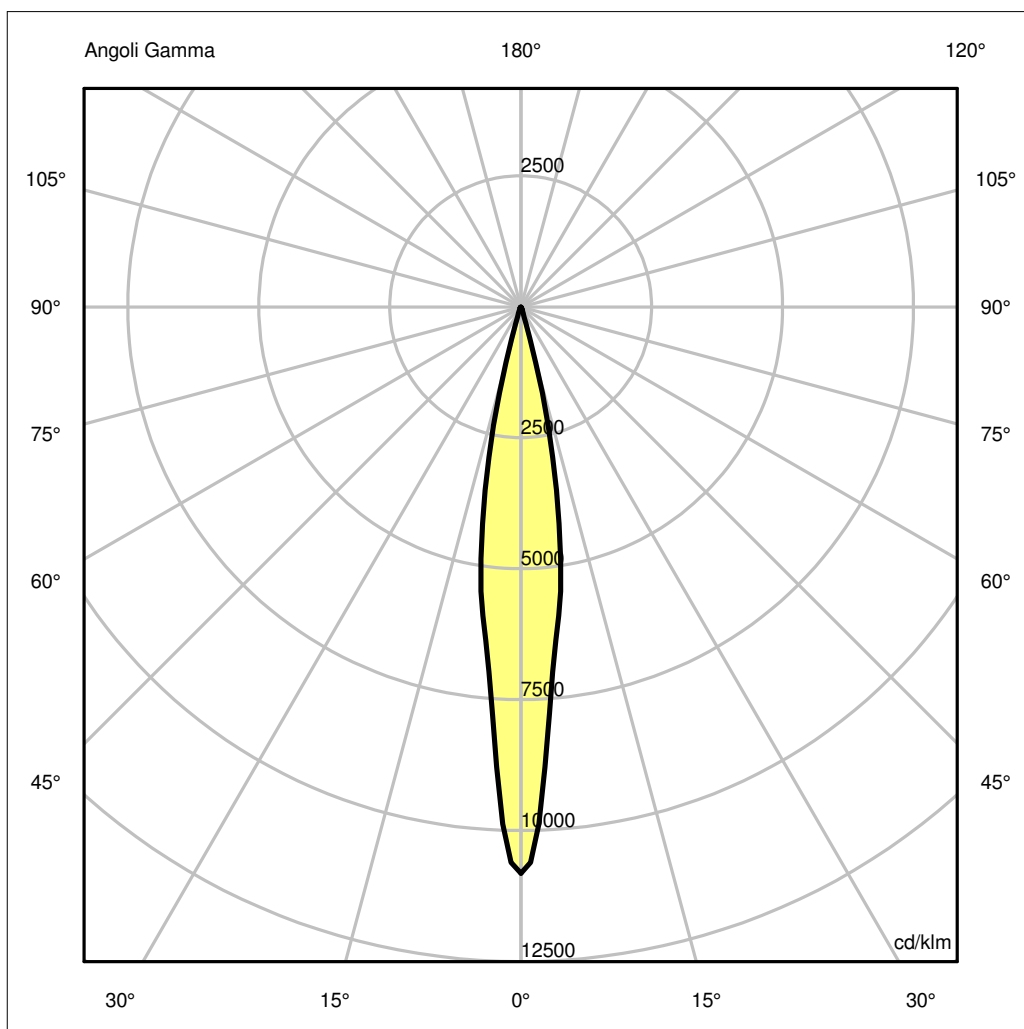
65mm x 65mm



Semipiani C

180.0 — 0.0

ULOR 0.00 %
DLOR 100.00 %
RN 0.00 %



Luminaire

Code NL1708510K003
Name Zeno UP 3 - IP65 - 10° - 3000K cromo

Measurem.

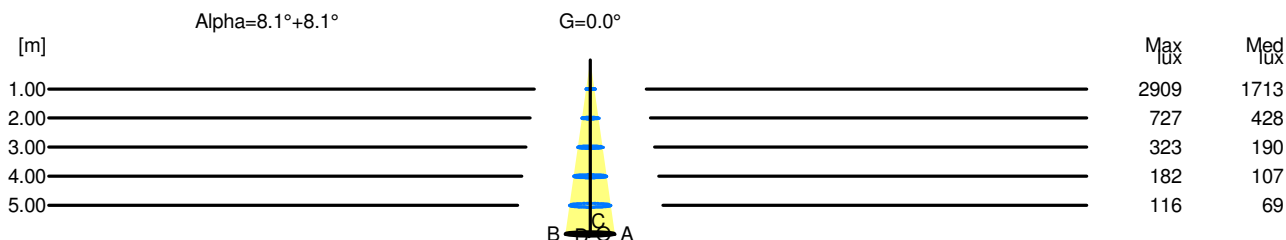
Code FTS1502583
Name Zeno UP 3 - IP65 - 10° - 3000K cromo

Luminaire Flux	269.00 lm	Luminaire Power	4.80 W	Efficacy	56.04 lm/W	Efficiency	100.00%
Lamps Flux	269.00 lm	Maximum value	10815.18 cd/klm	Position	C=0.00 G=0.00	CG	Rotosymmetrical
Rectangular Luminaire Round Luminous Area		Length Diam.	65 mm 30 mm	Width Height	65 mm 3 mm	Height	50 mm
Horizontal Luminous Area		0.000707 m2		Emitting area on Plane 180°		0.000090 m2	
Emitting area on Plane 0°		0.000090 m2		Emitting area on Plane 270°		0.000090 m2	
Emitting area on Plane 90°		0.000090 m2		Glare area at 76°		0.000258 m2	
Coordinate system		CG		Symmetry Type		Rotosymmetrical	
Date		26-02-2015		Maximum Gamma Angle		90	
Measurement Distance		0.00		Measurement Flux		269.00 lm	
3000K - I _{max} =10815 cd/klm - LED Flux=384 lm - LED Power=4.8 W - Eff=70 % - EfcLED=80 lm/W - EfcLum=56 lm/W Ra=80 min - SDCM=4 - Life=L70(6K)>39,300 ore							
C.I.E.	100	100	100	100		D DIN 5040	A60
F UTE	--					B NBN	BZ 1

Width at 50.00 % of Max Intensity

H[m]	1.00	2.00	3.00	4.00	5.00	H[m]	1.00	2.00	3.00	4.00	5.00
OA	0.14	0.29	0.43	0.57	0.71	OC	0.14	0.29	0.43	0.57	0.71
OB	0.14	0.29	0.43	0.57	0.71	OD	0.14	0.29	0.43	0.57	0.71

	Luminous Intensities [cd/klm]									
	0	5	15	25	35	45	55	65	75	85
OA	2909.28	1881.60	297.13	15.76	3.94	0.00	0.00	0.00	0.00	0.00
OB	2909.28	1881.60	297.13	15.76	3.94	0.00	0.00	0.00	0.00	0.00
OC	2909.28	1881.60	297.13	15.76	3.94	0.00	0.00	0.00	0.00	0.00
OD	2909.28	1881.60	297.13	15.76	3.94	0.00	0.00	0.00	0.00	0.00



H[m]	D[m]	Max lux	Med lux	Alpha=8.1°+8.1°	G=0.0
1.00	0.29	2909	1713		
2.00	0.57	727	428		
3.00	0.86	323	190		
4.00	1.14	182	107		
5.00	1.43	116	69		