

Luminaire

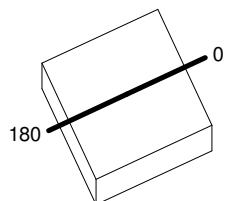
Code NL1708525K006
Name Zeno UP 3 - IP65 - 25° - 3000K bianco

Measurem.

Code FTS1500502
Name Zeno UP 3 - IP65 - 25° - 3000K bianco

Luminaire Flux	280.00 lm	Luminaire Power	4.80 W	Efficacy	58.33 lm/W	Efficiency	100.00%
Lamps Flux	280.00 lm	Maximum value	4730.58 cd/klm	Position	C=0.00 G=0.00	CG	Rotosymmetrical
Rectangular Luminaire Round Luminous Area		Length Diam.	65 mm 30 mm	Width Height	65 mm 3 mm	Height	50 mm
Horizontal Luminous Area		0.000707 m2		Emitting area on Plane 180°		0.000090 m2	
Emitting area on Plane 0°		0.000090 m2		Emitting area on Plane 270°		0.000090 m2	
Emitting area on Plane 90°		0.000090 m2		Glare area at 76°		0.000258 m2	
Coordinate system		CG		Symmetry Type		Rotosymmetrical	
Date		26-02-2015		Maximum Gamma Angle		90	
Measurement Distance		0.00		Measurement Flux		280.00 lm	
3000K - Imax=4731 cd/klm - LED Flux=384 lm - LED Power=4.8 W - Eff=73 % - EfcLED=80 lm/W - EfcLum=58 lm/W Ra=80 min - SDCM=4 - Life=L70(6K)>39,300 ore							
C.I.E.	96 99 100 100 100			D DIN 5040	A60		
F UTE	1.00 A			B NBN	BZ 1		

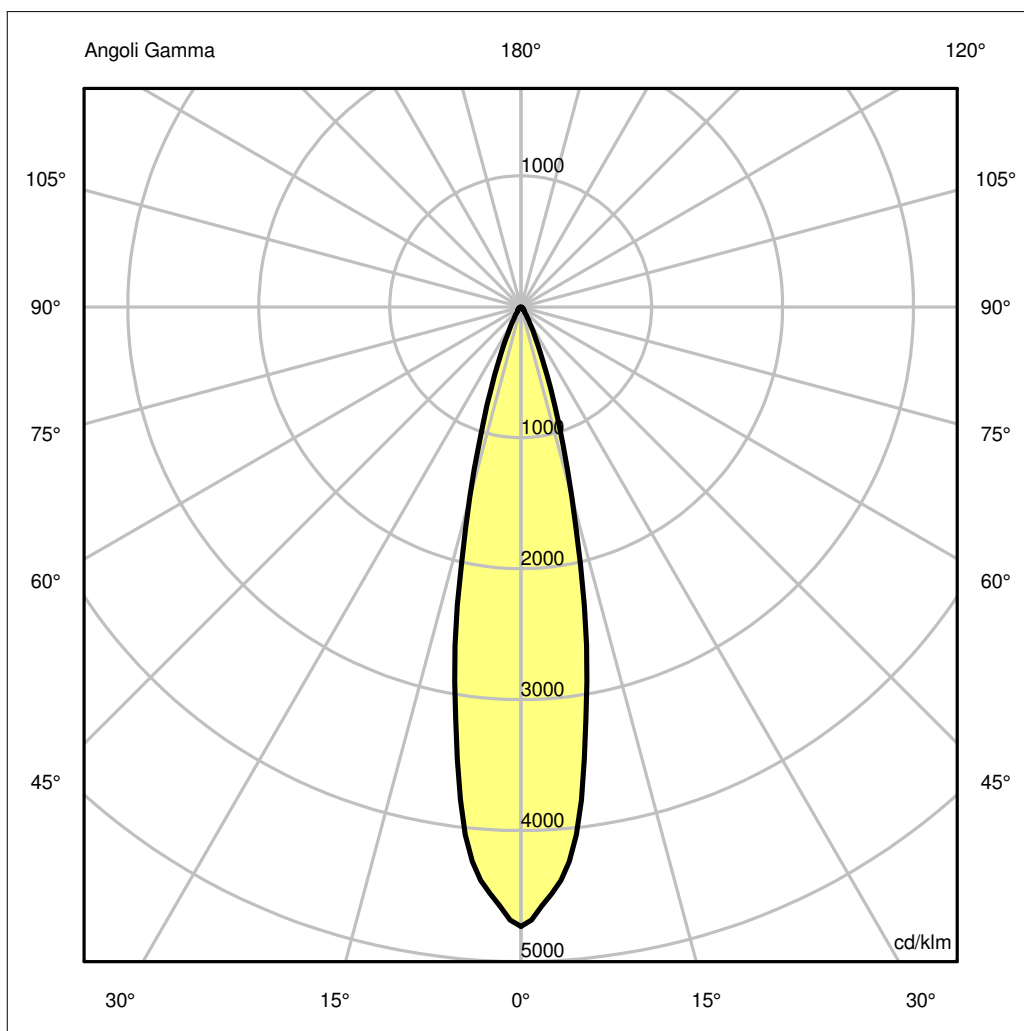
65mm x 65mm



Semipiani C

180.0 — 0.0

ULOR 0.00 %
DLOR100.00 %
RN 0.00 %



Luminaire

Code NL1708525K006
Name Zeno UP 3 - IP65 - 25° - 3000K bianco

Measurerm.

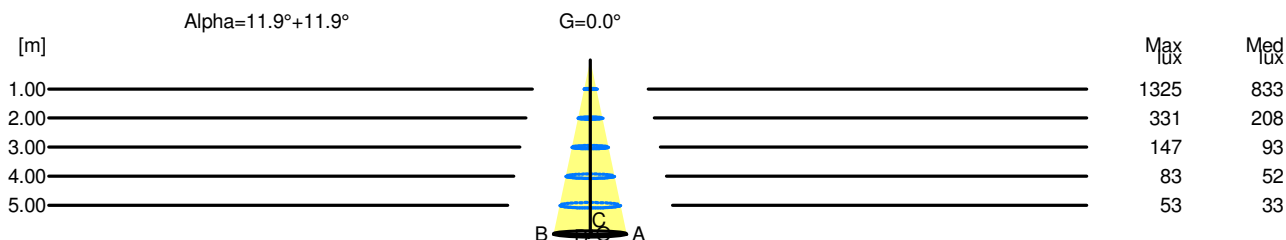
Code FTS1500502
Name Zeno UP 3 - IP65 - 25° - 3000K bianco

Luminaire Flux	280.00 lm	Luminaire Power	4.80 W	Efficacy	58.33 lm/W	Efficiency	100.00%
Lamps Flux	280.00 lm	Maximum value	4730.58 cd/klm	Position	C=0.00 G=0.00	CG	Rotosymmetrical
Rectangular Luminaire Round Luminous Area		Length Diam.	65 mm 30 mm	Width Height	65 mm 3 mm	Height	50 mm
Horizontal Luminous Area		0.000707 m2		Emitting area on Plane 180°		0.000090 m2	
Emitting area on Plane 0°		0.000090 m2		Emitting area on Plane 270°		0.000090 m2	
Emitting area on Plane 90°		0.000090 m2		Glare area at 76°		0.000258 m2	
Coordinate system		CG		Symmetry Type		Rotosymmetrical	
Date		26-02-2015		Maximum Gamma Angle		90	
Measurement Distance		0.00		Measurement Flux		280.00 lm	
3000K - Imax=4731 cd/klm - LED Flux=384 lm - LED Power=4.8 W - Eff=73 % - EfcLED=80 lm/W - EfcLum=58 lm/W Ra=80 min - SDCM=4 - Life=L70(6K)>39,300 ore							
C.I.E.	96 99 100 100 100			D DIN 5040	A60		
F UTE	1.00 A			B NBN	BZ 1		

Width at 50.00 % of Max Intensity

H[m]	1.00	2.00	3.00	4.00	5.00	H[m]	1.00	2.00	3.00	4.00	5.00
OA	0.21	0.42	0.63	0.84	1.05	OC	0.21	0.42	0.63	0.84	1.05
OB	0.21	0.42	0.63	0.84	1.05	OD	0.21	0.42	0.63	0.84	1.05

	Luminous Intensities [cd/klm]									
	0	5	15	25	35	45	55	65	75	85
OA	1324.56	1190.11	421.41	75.46	15.44	8.30	4.21	1.88	0.00	0.00
OB	1324.56	1190.11	421.41	75.46	15.44	8.30	4.21	1.88	0.00	0.00
OC	1324.56	1190.11	421.41	75.46	15.44	8.30	4.21	1.88	0.00	0.00
OD	1324.56	1190.11	421.41	75.46	15.44	8.30	4.21	1.88	0.00	0.00



H[m]	D[m]	Max lux	Med lux	Alpha=11.9°+11.9°	G=0.0
1.00	0.42	1325	833		
2.00	0.84	331	208		
3.00	1.26	147	93		
4.00	1.68	83	52		
5.00	2.10	53	33		