

Luminaire

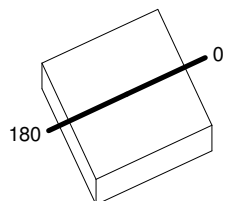
Code NL1708610K002
Name Zeno UP 4 - IP65 - 10° - 3000K grigio

Measurem.

Code FTS1500525
Name Zeno UP 4 - IP65 - 10° - 3000K grigio

Luminaire Flux	364.00 lm	Luminaire Power	6.30 W	Efficacy	57.78 lm/W	Efficiency	100.00%
Lamps Flux	364.00 lm	Maximum value	26050.09 cd/klm	Position	C=0.00 G=0.00	CG	Rotosymmetrical
Rectangular Luminaire		Length	90 mm	Width	90 mm	Height	55 mm
Rectangular Luminous Area		Length	53 mm	Width	53 mm	Height	0 mm
Horizontal Luminous Area		0.002809 m2		Emitting area on Plane 180°		0.000000 m2	
Emitting area on Plane 0°		0.000000 m2		Emitting area on Plane 270°		0.000000 m2	
Emitting area on Plane 90°		0.000000 m2		Glare area at 76°		0.000680 m2	
Coordinate system		CG		Symmetry Type		Rotosymmetrical	
Date		24-02-2015		Maximum Gamma Angle		90	
Measurement Distance		0.00		Measurement Flux		364.00 lm	
3000K - I _{max} =10815 cd/klm - LED Flux=520 lm - LED Power=6.3 W - Eff=70 % - EfcLED=83 lm/W - EfcLum=58 lm/W Ra=80 min - SDCM=4 - Life=L70(6K)>39,300 ore							
C.I.E.	100	100	100	100	100	D DIN 5040	A60
F UTE	--					B NBN	BZ 1

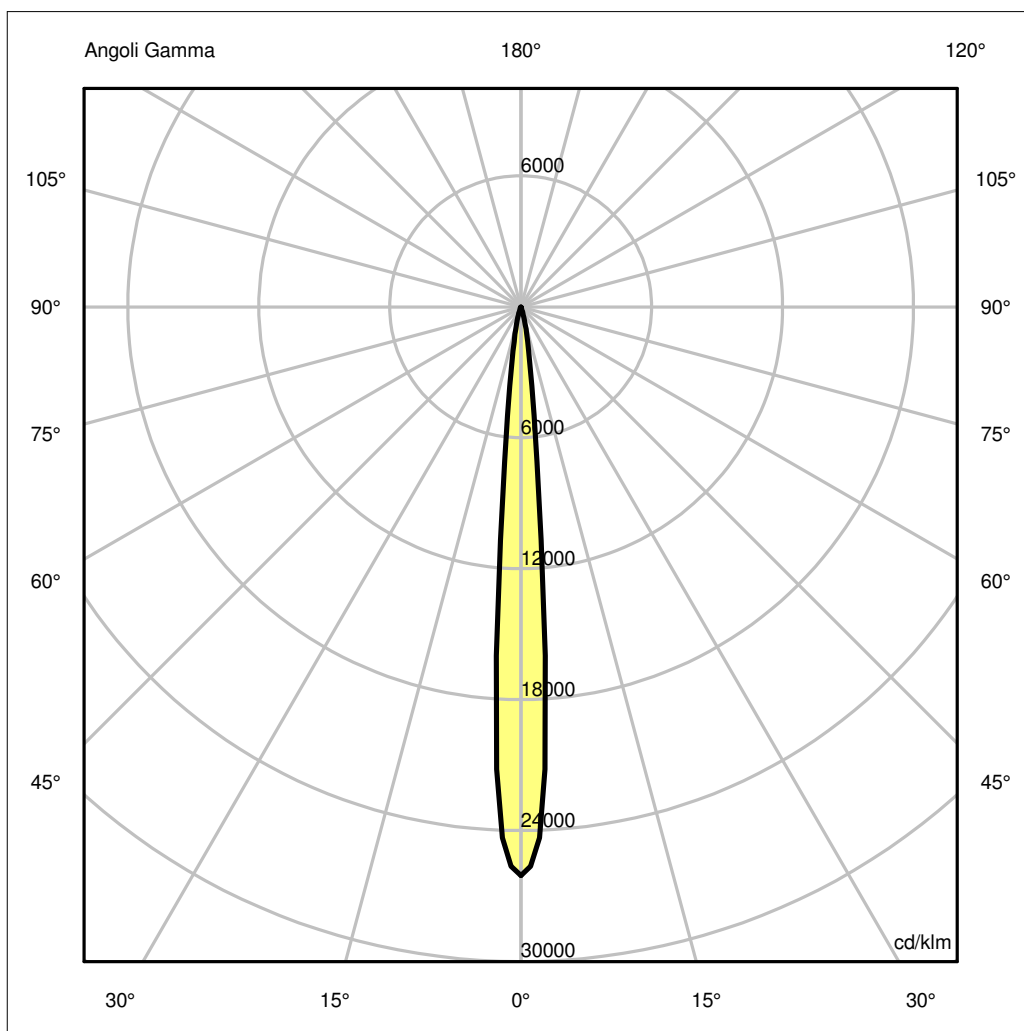
90mm x 90mm



Semipiani C

180.0 — 0.0

ULOR 0.00 %
DLOR 100.00 %
RN 0.00 %



Luminaire

Code NL1708610K002
Name Zeno UP 4 - IP65 - 10° - 3000K grigio

Measur.

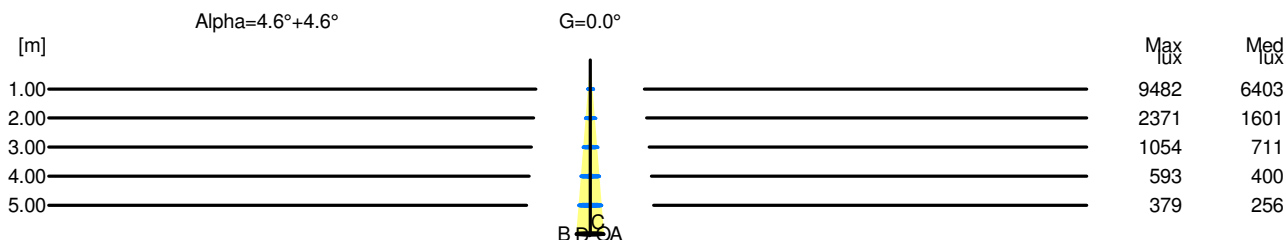
Code FTS1500525
Name Zeno UP 4 - IP65 - 10° - 3000K grigio

Luminaire Flux	364.00 lm	Luminaire Power	6.30 W	Efficacy	57.78 lm/W	Efficiency	100.00%
Lamps Flux	364.00 lm	Maximum value	26050.09 cd/klm	Position	C=0.00 G=0.00	CG	Rotosymmetrical
Rectangular Luminaire		Length	90 mm	Width	90 mm	Height	55 mm
Rectangular Luminous Area		Length	53 mm	Width	53 mm	Height	0 mm
Horizontal Luminous Area		0.002809 m2		Emitting area on Plane 180°		0.000000 m2	
Emitting area on Plane 0°		0.000000 m2		Emitting area on Plane 270°		0.000000 m2	
Emitting area on Plane 90°		0.000000 m2		Glare area at 76°		0.000680 m2	
Coordinate system		CG		Symmetry Type		Rotosymmetrical	
Date		24-02-2015		Maximum Gamma Angle		90	
Measurement Distance		0.00		Measurement Flux		364.00 lm	
3000K - Imax=10815 cd/klm - LED Flux=520 lm - LED Power=6.3 W - Eff=70 % - EfcLED=83 lm/W - EfcLum=58 lm/W Ra=80 min - SDCM=4 - Life=L70(6K)>39,300 ore							
C.I.E.	100	100	100	100	D DIN 5040	A60	
F UTE	--				B NBN	BZ 1	

Width at 50.00 % of Max Intensity

H[m]	1.00	2.00	3.00	4.00	5.00	H[m]	1.00	2.00	3.00	4.00	5.00
OA	0.08	0.16	0.24	0.32	0.40	OC	0.08	0.16	0.24	0.32	0.40
OB	0.08	0.16	0.24	0.32	0.40	OD	0.08	0.16	0.24	0.32	0.40

	Luminous Intensities [cd/klm]									
	0	5	15	25	35	45	55	65	75	85
OA	9482.23	3904.38	233.95	16.45	3.24	0.13	0.00	0.00	0.00	0.00
OB	9482.23	3904.38	233.95	16.45	3.24	0.13	0.00	0.00	0.00	0.00
OC	9482.23	3904.38	233.95	16.45	3.24	0.13	0.00	0.00	0.00	0.00
OD	9482.23	3904.38	233.95	16.45	3.24	0.13	0.00	0.00	0.00	0.00



H[m]	D[m]	Max lux	Med lux	Alpha=4.6°+4.6°	G=0.0
1.00	0.16	9482	6403		
2.00	0.32	2371	1601		
3.00	0.48	1054	711		
4.00	0.64	593	400		
5.00	0.80	379	256		