

## Luminaire

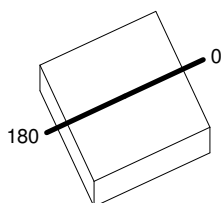
Code NL1708625K003  
Name Zeno UP 4 - IP65 - 25° - 3000K cromo

## Measurem.

Code FTS1502593  
Name Zeno UP 4 - IP65 - 25° - 3000K cromo

Luminaire Flux	375.99 lm	Luminaire Power	6.30 W	Efficacy	59.68 lm/W	Efficiency	100.00%
Lamps Flux	375.99 lm	Maximum value	3299.49 cd/klm	Position	C=0.00 G=0.00	CG	Rotosymmetrical
Rectangular Luminaire Round Luminous Area		Length Diam.	90 mm 45 mm	Width Height	90 mm 0 mm	Height	55 mm
Horizontal Luminous Area		0.001590 m2		Emitting area on Plane 180°		0.000000 m2	
Emitting area on Plane 0°		0.000000 m2		Emitting area on Plane 270°		0.000000 m2	
Emitting area on Plane 90°		0.000000 m2		Glare area at 76°		0.000385 m2	
Coordinate system		CG		Symmetry Type		Rotosymmetrical	
Date		18-03-2015		Maximum Gamma Angle		90	
Measurement Distance		0.00		Measurement Flux		375.99 lm	
3000K - LED Flux=520 lm - LED Power=6.3 W - Eff=72 % - EfcLED=83 lm/W - EfcLum=60 lm/W Ra=80 min - SDCM=4 - Life=L70(6K)>39,300 ore							
C.I.E.	96 99 100 100 100			D DIN 5040		A60	
F UTE	1.00 A			B NBN		BZ 1	

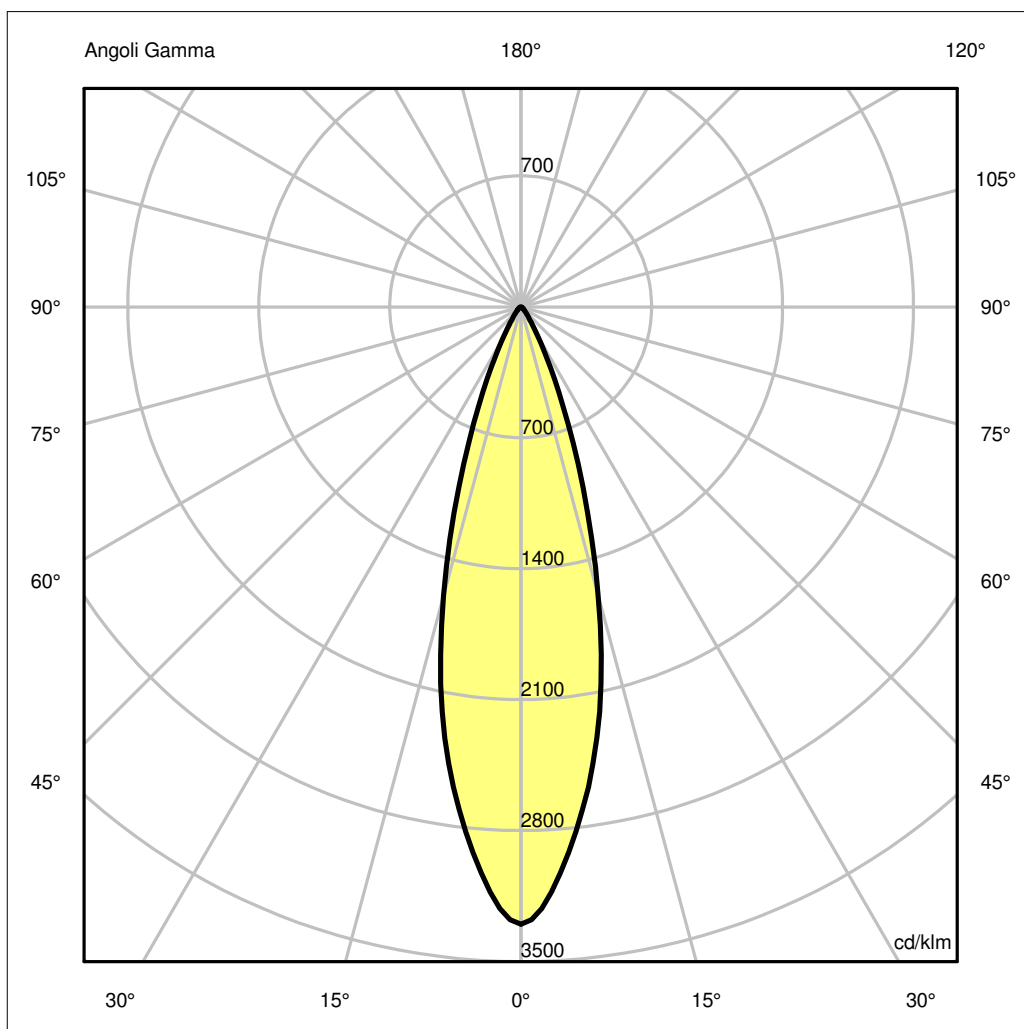
90mm x 90mm



Semipiani C

180.0 — 0.0

ULOR 0.00 %  
DLOR100.00 %  
RN 0.00 %



## Luminaire

Code NL1708625K003  
Name Zeno UP 4 - IP65 - 25° - 3000K cromo

## Measurem.

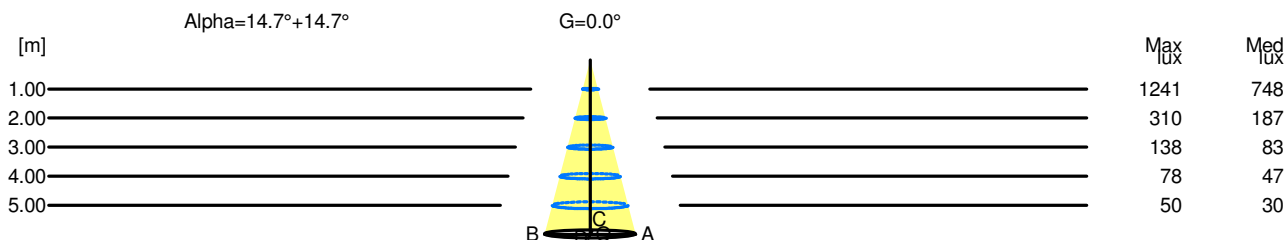
Code FTS1502593  
Name Zeno UP 4 - IP65 - 25° - 3000K cromo

Luminaire Flux	375.99 lm	Luminaire Power	6.30 W	Efficacy	59.68 lm/W	Efficiency	100.00%
Lamps Flux	375.99 lm	Maximum value	3299.49 cd/klm	Position	C=0.00 G=0.00	CG	Rotosymmetrical
Rectangular Luminaire Round Luminous Area		Length Diam.	90 mm 45 mm	Width Height	90 mm 0 mm	Height	55 mm
Horizontal Luminous Area		0.001590 m2		Emitting area on Plane 180°		0.000000 m2	
Emitting area on Plane 0°		0.000000 m2		Emitting area on Plane 270°		0.000000 m2	
Emitting area on Plane 90°		0.000000 m2		Glare area at 76°		0.000385 m2	
Coordinate system		CG		Symmetry Type		Rotosymmetrical	
Date		18-03-2015		Maximum Gamma Angle		90	
Measurement Distance		0.00		Measurement Flux		375.99 lm	
3000K - LED Flux=520 lm - LED Power=6.3 W - Eff=72 % - EfcLED=83 lm/W - EfcLum=60 lm/W Ra=80 min - SDCM=4 - Life=L70(6K)>39,300 ore							
C.I.E.	96 99 100 100 100			D DIN 5040	A60		
F UTE	1.00 A			B NBN	BZ 1		

Width at 50.00 % of Max Intensity

H[m]	1.00	2.00	3.00	4.00	5.00	H[m]	1.00	2.00	3.00	4.00	5.00
OA	0.26	0.52	0.79	1.05	1.31	OC	0.26	0.52	0.79	1.05	1.31
OB	0.26	0.52	0.79	1.05	1.31	OD	0.26	0.52	0.79	1.05	1.31

	Luminous Intensities [ cd/klm]									
	0	5	15	25	35	45	55	65	75	85
OA	1240.57	1100.85	601.16	160.17	32.30	10.56	5.30	2.35	0.03	0.00
OB	1240.57	1100.85	601.16	160.17	32.30	10.56	5.30	2.35	0.03	0.00
OC	1240.57	1100.85	601.16	160.17	32.30	10.56	5.30	2.35	0.03	0.00
OD	1240.57	1100.85	601.16	160.17	32.30	10.56	5.30	2.35	0.03	0.00



H[m]	D[m]	Max lux	Med lux	Alpha=14.7°+14.7°	G=0.0
1.00	0.52	1241	748		
2.00	1.05	310	187		
3.00	1.57	138	83		
4.00	2.09	78	47		
5.00	2.62	50	30		