

## Luminaire

Code M0677N81+M057600

Name CATA SOFFITTO FISSO CATADIOPTRIC STABLE WHITE UNITA' OTTICA 4000K DIMM DALI + OTTICA SPOT

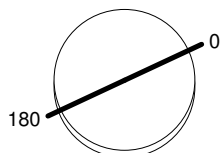
## Measurem.

Code FTS1502710

Name CATA SOFFITTO FISSO CATADIOPTRIC STABLE WHITE UNITA' OTTICA 4000K DIMM DALI + OTTICA SPOT

Luminaire Flux	1004.18 lm	Luminaire Power	30.00 W	Efficacy	33.47 lm/W	Efficiency	100.00%
Lamps Flux	1004.18 lm	Maximum value	13099.85 cd/klm	Position	C=0.00 G=0.00	CG	Rotosymmetrical
Round Luminaire		Diam.	130 mm	Height	135 mm		
Round Luminous Area		Diam.	130 mm	Height	70 mm		
Horizontal Luminous Area		0.013273 m2		Emitting area on Plane 180°		0.009100 m2	
Emitting area on Plane 0°		0.009100 m2		Emitting area on Plane 270°		0.009100 m2	
Emitting area on Plane 90°		0.009100 m2		Glare area at 76°		0.012041 m2	
Coordinate system		CG		Symmetry Type		Rotosymmetrical	
Date		04-02-2015		Maximum Gamma Angle		180	
Measurement Distance		0.00		Measurement Flux		1004.18 lm	
LED Flux=2714lm LED Power=23W Eff=37% EfcLed=118lm/W EfcLum=33lm/W Ra=80 SDCM=3 L70(6K)=36000h							
C.I.E.	92 93 97 85 100			D DIN 5040	B61		
F UTE	0.85 A + 0.15 T			B NBN	BZ 1		

Diam=130mm



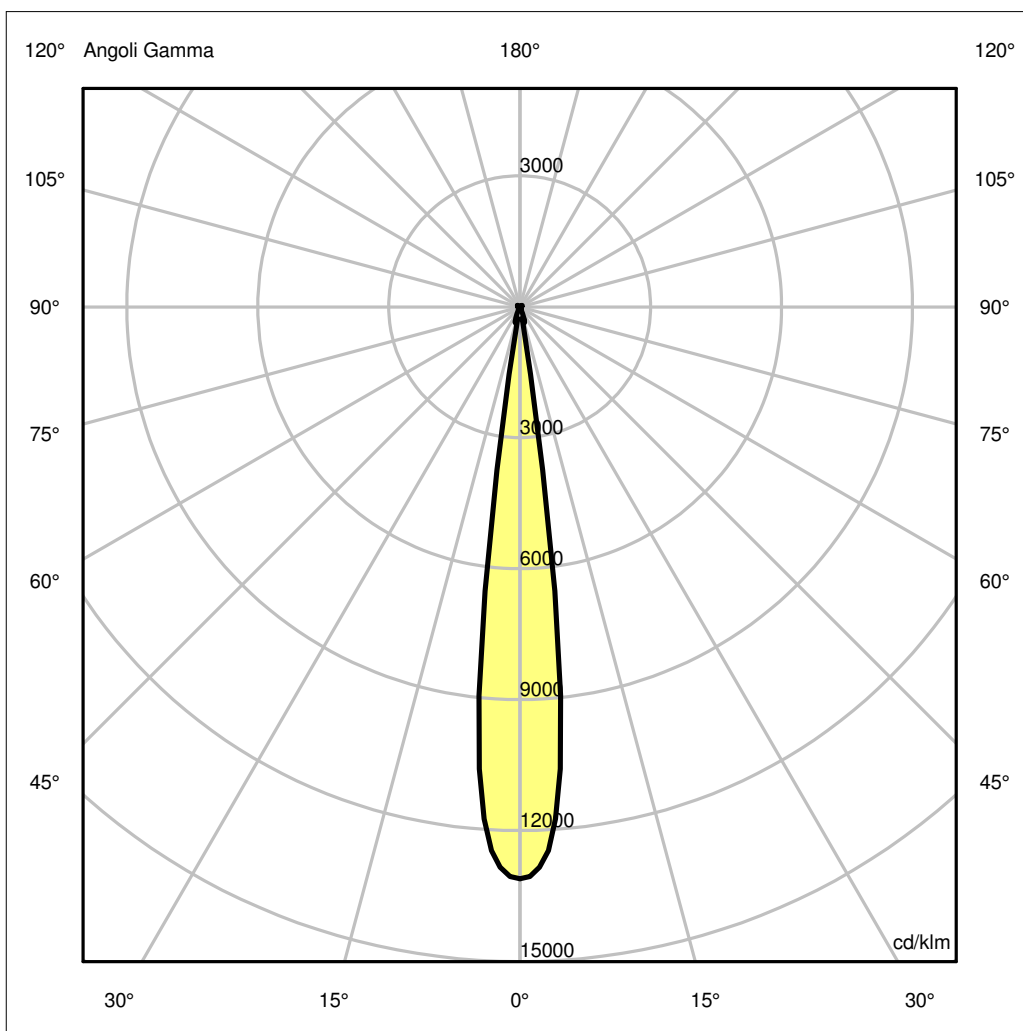
Semipiani C

180.0 ——— 0.0

ULOR 15.44 %

DLOR 84.56 %

RN 15.44 %



## Luminaire

Code M0677N81+M057600

Name CATA SOFFITTO FISSO CATADIOPTIC STABLE WHITE UNITA' OTTICA 4000K DIMM DALI + OTTICA SPOT

## Measurement

Code FTS1502710

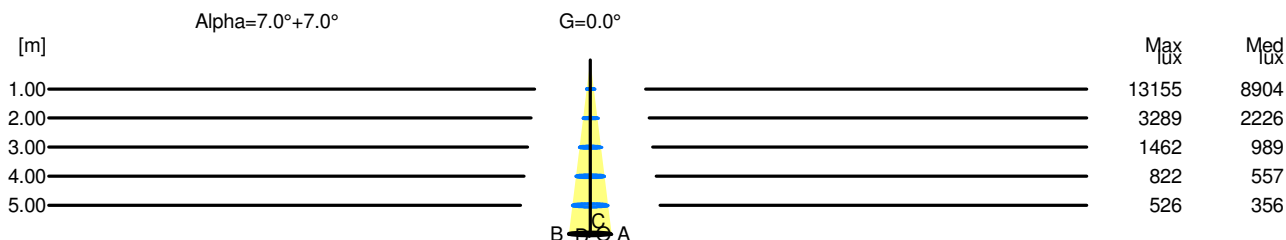
Name CATA SOFFITTO FISSO CATADIOPTIC STABLE WHITE UNITA' OTTICA 4000K DIMM DALI + OTTICA SPOT

Luminaire Flux	1004.18 lm	Luminaire Power	30.00 W	Efficacy	33.47 lm/W	Efficiency	100.00%
Lamps Flux	1004.18 lm	Maximum value	13099.85 cd/klm	Position	C=0.00 G=0.00	CG	Rotosymmetrical
Round Luminaire		Diam.	130 mm	Height	135 mm		
Round Luminous Area		Diam.	130 mm	Height	70 mm		
Horizontal Luminous Area		0.013273 m2		Emitting area on Plane 180°		0.009100 m2	
Emitting area on Plane 0°		0.009100 m2		Emitting area on Plane 270°		0.009100 m2	
Emitting area on Plane 90°		0.009100 m2		Glare area at 76°		0.012041 m2	
Coordinate system		CG		Symmetry Type		Rotosymmetrical	
Date		04-02-2015		Maximum Gamma Angle		180	
Measurement Distance		0.00		Measurement Flux		1004.18 lm	
LED Flux=2714lm LED Power=23W Eff=37% EfcLed=118lm/W EfcLum=33lm/W Ra=80 SDCM=3 L70(6K)=36000h							
C.I.E.	92 93 97 85 100			D DIN 5040	B61		
F UTE	0.85 A + 0.15 T			B NBN	BZ 1		

Width at 50.00 % of Max Intensity

H[m]	1.00	2.00	3.00	4.00	5.00	H[m]	1.00	2.00	3.00	4.00	5.00
OA	0.12	0.25	0.37	0.49	0.61	OC	0.12	0.25	0.37	0.49	0.61
OB	0.12	0.25	0.37	0.49	0.61	OD	0.12	0.25	0.37	0.49	0.61

	Luminous Intensities [ cd/klm]									
	0	5	15	25	35	45	55	65	75	85
OA	13154.61	10668.57	377.13	82.61	12.22	6.16	8.00	12.86	41.78	9.45
OB	13154.61	10668.57	377.13	82.61	12.22	6.16	8.00	12.86	41.78	9.45
OC	13154.61	10668.57	377.13	82.61	12.22	6.16	8.00	12.86	41.78	9.45
OD	13154.61	10668.57	377.13	82.61	12.22	6.16	8.00	12.86	41.78	9.45



H[m]	D[m]	Max lux	Med lux	Alpha=7.0°+7.0°	G=0.0
1.00	0.25	13155	8904		
2.00	0.49	3289	2226		
3.00	0.74	1462	989		
4.00	0.98	822	557		
5.00	1.23	526	356		