

Luminaire

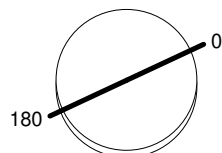
Code AM04005_DMX100
Name LOT Reflector Track - DMX100 CH1 100 - CH2 255

Measur.

Code FTS1702474
Name LOT Reflector Track - DMX100 CH1 100 - CH2 255

Luminaire Flux	4425.74 lm	Luminaire Power	68.00 W	Efficacy	65.08 lm/W	Efficiency	100.00%
Lamps Flux	4425.74 lm	Maximum value	1796.56 cd/klm	Position	C=0.00 G=0.00	CG	Rotosymmetrical
Round Luminaire		Diam.	210 mm	Height	35 mm		
Round Luminous Area		Diam.	40 mm	Height	0 mm		
Horizontal Luminous Area		0.001257 m2		Emitting area on Plane 180°		0.000000 m2	
Emitting area on Plane 0°		0.000000 m2		Emitting area on Plane 270°		0.000000 m2	
Emitting area on Plane 90°		0.000000 m2		Glare area at 76°		0.000304 m2	
Coordinate system		CG		Symmetry Type		Rotosymmetrical	
Date		29-11-2017		Maximum Gamma Angle		180	
Measurement Distance		0.00		Measurement Flux		4425.74 lm	
Max Power=68W CCT=3000K Ra=90 SDCM=2 L70(6K)=50000 h							
C.I.E.	90 99 100 100 100			D DIN 5040	A60		
F UTE	1.00 A			B NBN	BZ 1		

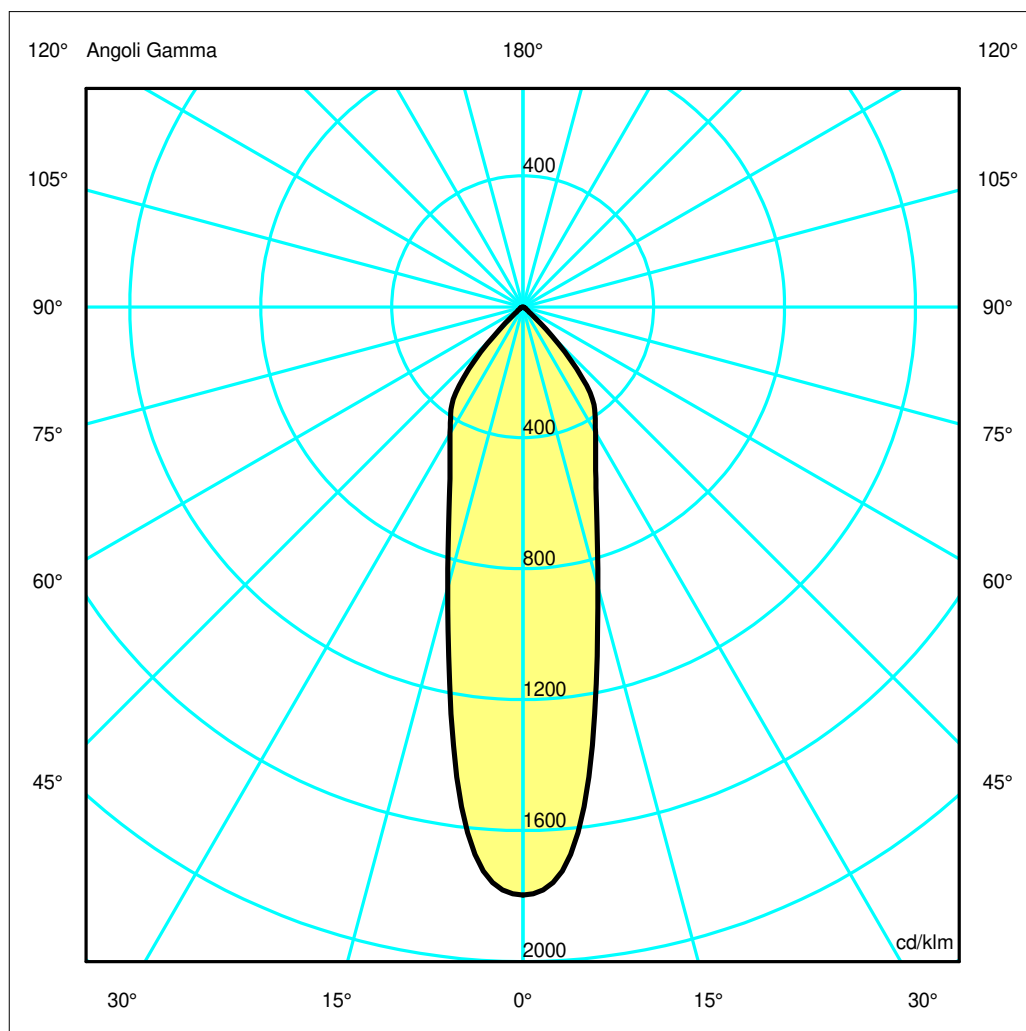
Diam=210mm



Semipiani C

180.0 — 0.0

ULOR 0.00 %
DLOR 100.00 %
RN 0.00 %



Luminaire

Code AM04005_DMx100
Name LOT Reflector Track - DMX100 CH1 100 - CH2 255

Measur.

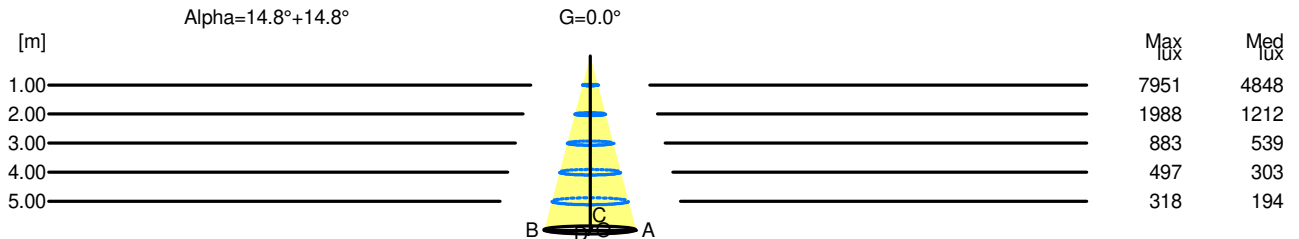
Code FTS1702474
Name LOT Reflector Track - DMX100 CH1 100 - CH2 255

Luminaire Flux	4425.74 lm	Luminaire Power	68.00 W	Efficacy	65.08 lm/W	Efficiency	100.00%
Lamps Flux	4425.74 lm	Maximum value	1796.56 cd/klm	Position	C=0.00 G=0.00	CG	Rotosymmetrical
Round Luminaire		Diam.	210 mm	Height	35 mm		
Round Luminous Area		Diam.	40 mm	Height	0 mm		
Horizontal Luminous Area		0.001257 m2		Emitting area on Plane 180°		0.000000 m2	
Emitting area on Plane 0°		0.000000 m2		Emitting area on Plane 270°		0.000000 m2	
Emitting area on Plane 90°		0.000000 m2		Glare area at 76°		0.000304 m2	
Coordinate system		CG		Symmetry Type		Rotosymmetrical	
Date		29-11-2017		Maximum Gamma Angle		180	
Measurement Distance		0.00		Measurement Flux		4425.74 lm	
Max Power=68W CCT=3000K Ra=90 SDCM=2 L70(6K)=50000 h							
C.I.E.	90 99 100 100 100			D DIN 5040		A60	
F UTE	1.00 A			B NBN		BZ 1	

Width at 50.00 % of Max Intensity

H[m]	1.00	2.00	3.00	4.00	5.00	H[m]	1.00	2.00	3.00	4.00	5.00
OA	0.26	0.53	0.79	1.06	1.32	OC	0.26	0.53	0.79	1.06	1.32
OB	0.26	0.53	0.79	1.06	1.32	OD	0.26	0.53	0.79	1.06	1.32

	Luminous Intensities [cd/klm]									
	0	5	15	25	35	45	55	65	75	85
OA	7951.11	7431.02	3923.36	2330.69	1691.79	557.46	65.77	24.27	9.31	3.36
OB	7951.11	7431.02	3923.36	2330.69	1691.79	557.46	65.77	24.27	9.31	3.36
OC	7951.11	7431.02	3923.36	2330.69	1691.79	557.46	65.77	24.27	9.31	3.36
OD	7951.11	7431.02	3923.36	2330.69	1691.79	557.46	65.77	24.27	9.31	3.36



H[m]	D[m]	Max lux	Med lux	Alpha=14.8°+14.8°	G=0.0
1.00	0.53	7951	4848		
2.00	1.06	1988	1212		
3.00	1.59	883	539		
4.00	2.11	497	303		
5.00	2.64	318	194		