

Luminaire

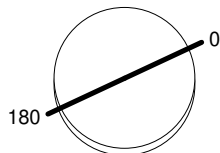
Code AM00005_DMX0
Name LOT Reflector Wall / Ceiling - DMX0 CH1 0 - CH2 255

Measurem.

Code FTS1702456
Name LOT Reflector Wall / Ceiling - DMX0 CH1 0 - CH2 255

Luminaire Flux	2964.19 lm	Luminaire Power	68.00 W	Efficacy	43.59 lm/W	Efficiency	100.00%
Lamps Flux	2964.19 lm	Maximum value	4277.00 cd/klm	Position	C=0.00 G=0.00	CG	Rotosymmetrical
Round Luminaire		Diam.	210 mm	Height	35 mm		
Round Luminous Area		Diam.	40 mm	Height	0 mm		
Horizontal Luminous Area		0.001257 m2		Emitting area on Plane 180°		0.000000 m2	
Emitting area on Plane 0°		0.000000 m2		Emitting area on Plane 270°		0.000000 m2	
Emitting area on Plane 90°		0.000000 m2		Glare area at 76°		0.000304 m2	
Coordinate system		CG		Symmetry Type		Rotosymmetrical	
Date		29-11-2017		Maximum Gamma Angle		180	
Measurement Distance		0.00		Measurement Flux		2964.19 lm	
Max Power=68W CCT=3000K Ra=90 SDCM=2 L70(6K)=50000 h							
C.I.E.	92 100 100 100 100			D DIN 5040		A60	
F UTE	1.00 A			B NBN		BZ 1	

Diam=210mm



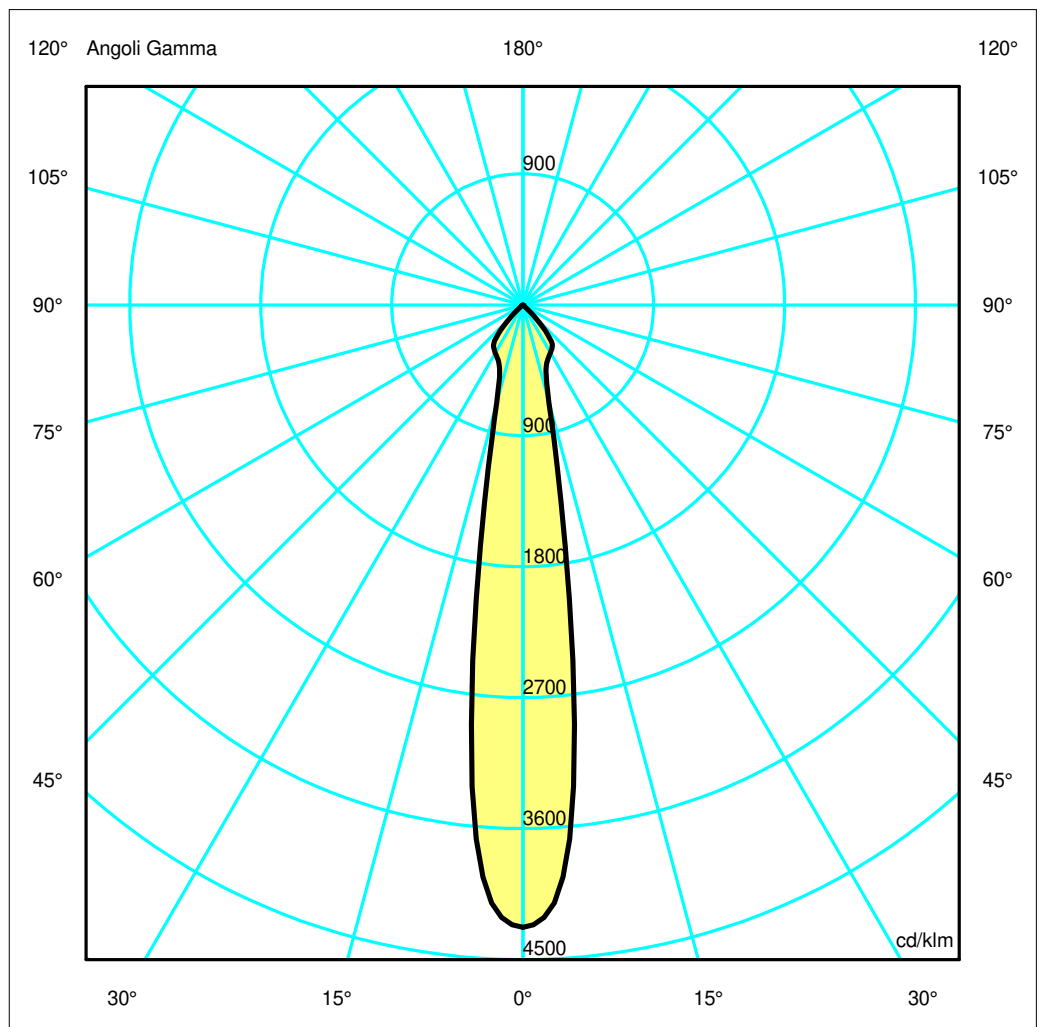
Semipiani C

180.0 — 0.0

ULOR 0.00 %

DLOR100.00 %

RN 0.00 %



Luminaire

Code AM00005_DMX0
Name LOT Reflector Wall / Ceiling - DMX0 CH1 0 - CH2 255

Measur.

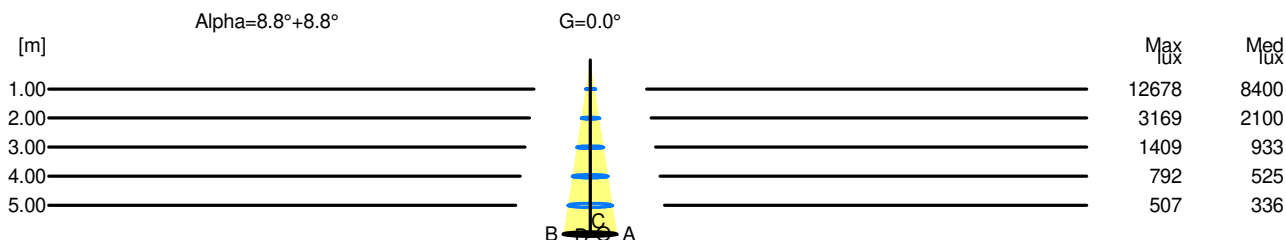
Code FTS1702456
Name LOT Reflector Wall / Ceiling - DMX0 CH1 0 - CH2 255

Luminaire Flux	2964.19 lm	Luminaire Power	68.00 W	Efficacy	43.59 lm/W	Efficiency	100.00%
Lamps Flux	2964.19 lm	Maximum value	4277.00 cd/klm	Position	C=0.00 G=0.00	CG	Rotosymmetrical
Round Luminaire		Diam.	210 mm	Height	35 mm		
Round Luminous Area		Diam.	40 mm	Height	0 mm		
Horizontal Luminous Area		0.001257 m2		Emitting area on Plane 180°		0.000000 m2	
Emitting area on Plane 0°		0.000000 m2		Emitting area on Plane 270°		0.000000 m2	
Emitting area on Plane 90°		0.000000 m2		Glare area at 76°		0.000304 m2	
Coordinate system		CG		Symmetry Type		Rotosymmetrical	
Date		29-11-2017		Maximum Gamma Angle		180	
Measurement Distance		0.00		Measurement Flux		2964.19 lm	
Max Power=68W CCT=3000K Ra=90 SDCM=2 L70(6K)=50000 h							
C.I.E.	92 100 100 100 100			D DIN 5040		A60	
F UTE	1.00 A			B NBN		BZ 1	

Width at 50.00 % of Max Intensity

H[m]	1.00	2.00	3.00	4.00	5.00	H[m]	1.00	2.00	3.00	4.00	5.00
OA	0.15	0.31	0.46	0.62	0.77	OC	0.15	0.31	0.46	0.62	0.77
OB	0.15	0.31	0.46	0.62	0.77	OD	0.15	0.31	0.46	0.62	0.77

	Luminous Intensities [cd/klm]									
	0	5	15	25	35	45	55	65	75	85
OA	12677.83	10919.13	2062.15	1213.95	1042.89	326.21	15.69	5.61	3.12	1.81
OB	12677.83	10919.13	2062.15	1213.95	1042.89	326.21	15.69	5.61	3.12	1.81
OC	12677.83	10919.13	2062.15	1213.95	1042.89	326.21	15.69	5.61	3.12	1.81
OD	12677.83	10919.13	2062.15	1213.95	1042.89	326.21	15.69	5.61	3.12	1.81



H[m]	D[m]	Max lux	Med lux	Alpha=8.8°+8.8°	G=0.0
1.00	0.31	12678	8400		
2.00	0.62	3169	2100		
3.00	0.93	1409	933		
4.00	1.24	792	525		
5.00	1.55	507	336		