

## Luminaire

Code AM00005\_DMX200

Name LOT Reflector Wall / Ceiling - DMX200 CH1 200 - CH2 255

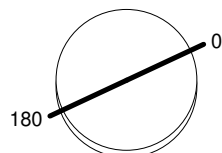
## Measurem.

Code FTS1702461

Name LOT Reflector Wall / Ceiling - DMX200 CH1 200 - CH2 255

Luminaire Flux	2673.86 lm	Luminaire Power	68.00 W	Efficacy	39.32 lm/W	Efficiency	100.00%
Lamps Flux	2673.86 lm	Maximum value	1345.63 cd/klm	Position	C=0.00 G=0.00	CG	Rotosymmetrical
Round Luminaire		Diam.	210 mm	Height	35 mm		
Round Luminous Area		Diam.	40 mm	Height	0 mm		
Horizontal Luminous Area		0.001257 m2		Emitting area on Plane 180°		0.000000 m2	
Emitting area on Plane 0°		0.000000 m2		Emitting area on Plane 270°		0.000000 m2	
Emitting area on Plane 90°		0.000000 m2		Glare area at 76°		0.000304 m2	
Coordinate system		CG		Symmetry Type		Rotosymmetrical	
Date		30-11-2017		Maximum Gamma Angle		180	
Measurement Distance		0.00		Measurement Flux		2673.86 lm	
Max Power=68W CCT=3000K Ra=90 SDCM=2 L70(6K)=50000 h							
C.I.E.	89 99 100 100 100			D DIN 5040	A60		
F UTE	1.00 A			B NBN	BZ 1		

Diam=210mm



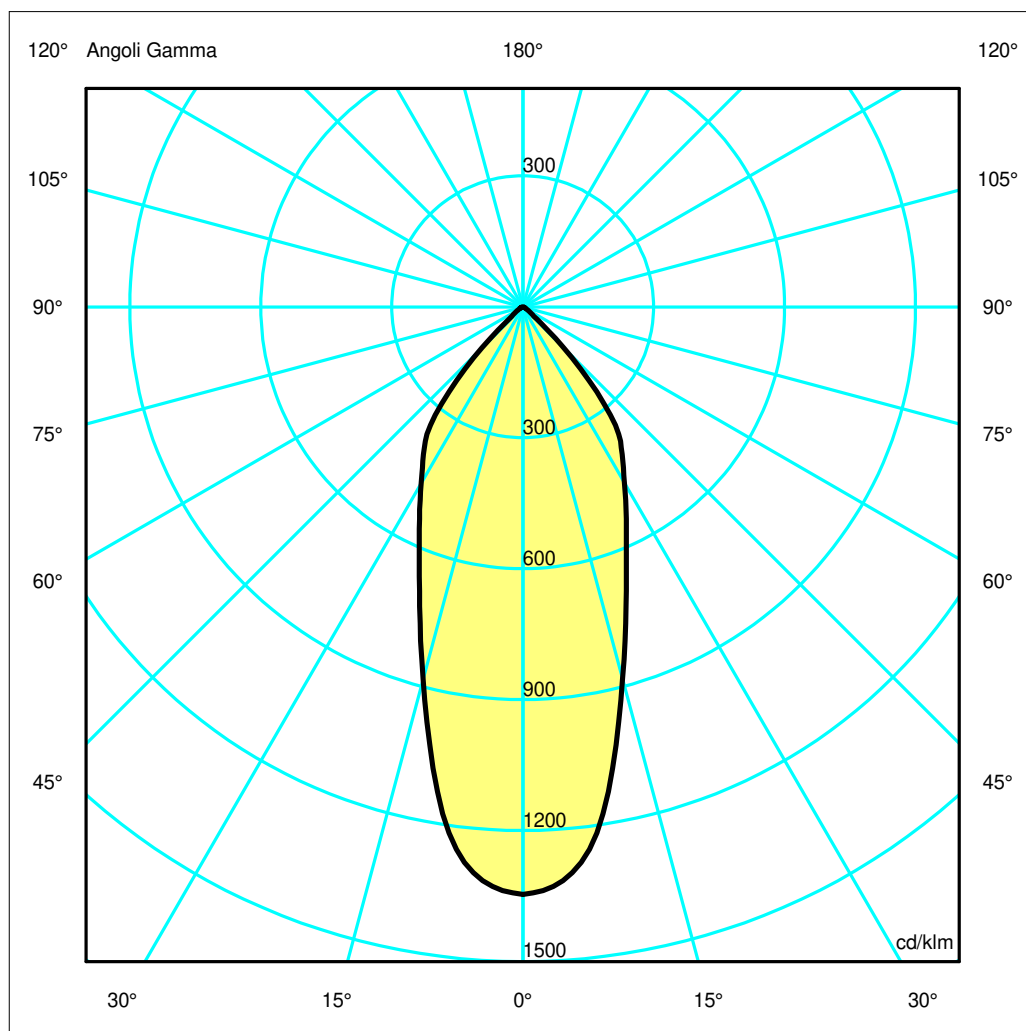
Semipiani C

180.0 — 0.0

ULOR 0.00 %

DLOR100.00 %

RN 0.00 %



## Luminaire

Code AM00005\_DMX200

Name LOT Reflector Wall / Ceiling - DMX200 CH1 200 - CH2 255

## Measurement

Code FTS1702461

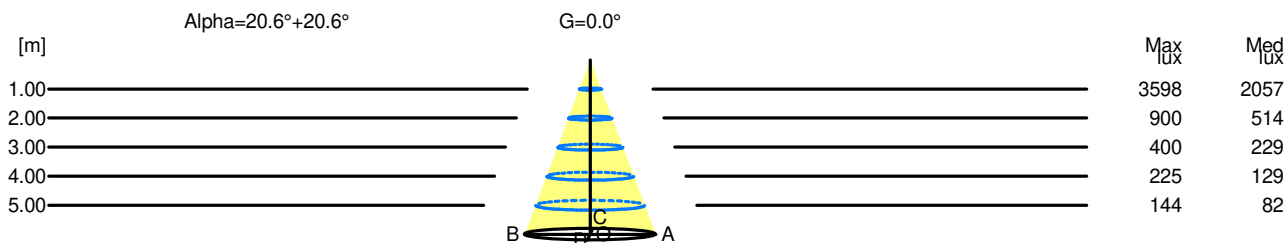
Name LOT Reflector Wall / Ceiling - DMX200 CH1 200 - CH2 255

Luminaire Flux	2673.86 lm	Luminaire Power	68.00 W	Efficacy	39.32 lm/W	Efficiency	100.00%
Lamps Flux	2673.86 lm	Maximum value	1345.63 cd/klm	Position	C=0.00 G=0.00	CG	Rotosymmetrical
Round Luminaire		Diam.	210 mm	Height	35 mm		
Round Luminous Area		Diam.	40 mm	Height	0 mm		
Horizontal Luminous Area		0.001257 m2		Emitting area on Plane 180°		0.000000 m2	
Emitting area on Plane 0°		0.000000 m2		Emitting area on Plane 270°		0.000000 m2	
Emitting area on Plane 90°		0.000000 m2		Glare area at 76°		0.000304 m2	
Coordinate system		CG		Symmetry Type		Rotosymmetrical	
Date		30-11-2017		Maximum Gamma Angle		180	
Measurement Distance		0.00		Measurement Flux		2673.86 lm	
Max Power=68W CCT=3000K Ra=90 SDCM=2 L70(6K)=50000 h							
C.I.E.	89 99 100 100 100			D DIN 5040		A60	
F UTE	1.00 A			B NBN		BZ 1	

Width at 50.00 % of Max Intensity

H[m]	1.00	2.00	3.00	4.00	5.00	H[m]	1.00	2.00	3.00	4.00	5.00
OA	0.38	0.75	1.13	1.51	1.88	OC	0.38	0.75	1.13	1.51	1.88
OB	0.38	0.75	1.13	1.51	1.88	OD	0.38	0.75	1.13	1.51	1.88

	Luminous Intensities [ cd/klm]									
	0	5	15	25	35	45	55	65	75	85
OA	3598.04	3478.65	2360.55	1501.27	1052.34	353.15	46.48	17.00	6.33	2.16
OB	3598.04	3478.65	2360.55	1501.27	1052.34	353.15	46.48	17.00	6.33	2.16
OC	3598.04	3478.65	2360.55	1501.27	1052.34	353.15	46.48	17.00	6.33	2.16
OD	3598.04	3478.65	2360.55	1501.27	1052.34	353.15	46.48	17.00	6.33	2.16



H[m]	D[m]	Max lux	Med lux	Alpha=20.6°+20.6°	G=0.0
1.00	0.75	3598	2057		
2.00	1.51	900	514		
3.00	2.26	400	229		
4.00	3.01	225	129		
5.00	3.77	144	82		