

## Luminaire

Code AM00005\_DMX150

Name LOT Reflector Wall / Ceiling - DMX150 CH1 150 - CH2 255

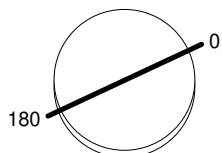
## Measur.

Code FTS1702459

Name LOT Reflector Wall / Ceiling - DMX150 CH1 150 - CH2 255

Luminaire Flux	4040.48 lm	Luminaire Power	68.00 W	Efficacy	59.42 lm/W	Efficiency	100.00%
Lamps Flux	4040.48 lm	Maximum value	1551.36 cd/klm	Position	C=0.00 G=0.00	CG	Rotosymmetrical
Round Luminaire		Diam.	210 mm	Height	35 mm		
Round Luminous Area		Diam.	40 mm	Height	0 mm		
Horizontal Luminous Area		0.001257 m2		Emitting area on Plane 180°		0.000000 m2	
Emitting area on Plane 0°		0.000000 m2		Emitting area on Plane 270°		0.000000 m2	
Emitting area on Plane 90°		0.000000 m2		Glare area at 76°		0.000304 m2	
Coordinate system		CG		Symmetry Type		Rotosymmetrical	
Date		29-11-2017		Maximum Gamma Angle		180	
Measurement Distance		0.00		Measurement Flux		4040.48 lm	
Max Power=68W CCT=3000K Ra=90 SDCM=2 L70(6K)=50000 h							
C.I.E.	89 99 100 100 100			D DIN 5040	A60		
F UTE	1.00 A			B NBN	BZ 1		

Diam=210mm



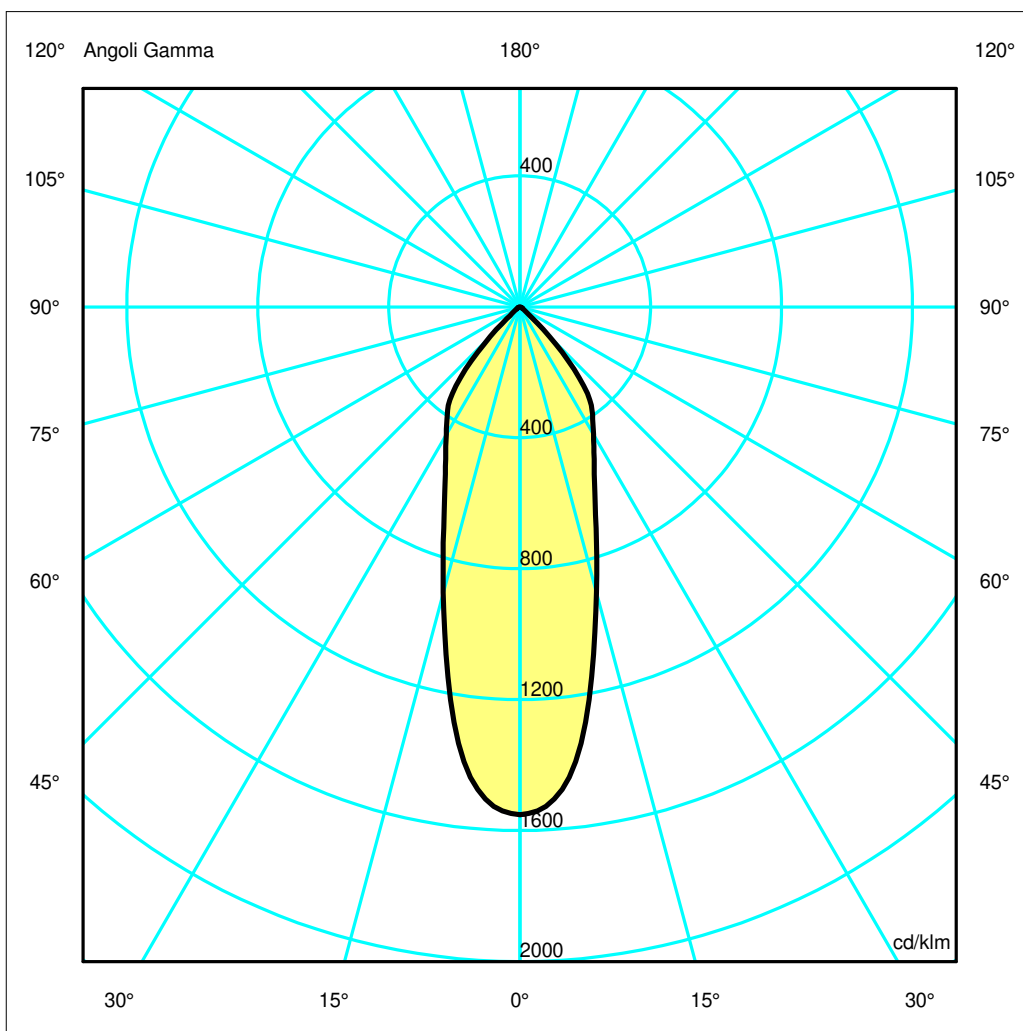
Semipiani C

180.0 — 0.0

ULOR 0.00 %

DLOR100.00 %

RN 0.00 %



## Luminaire

Code AM00005\_DMX150

Name LOT Reflector Wall / Ceiling - DMX150 CH1 150 - CH2 255

## Measurement

Code FTS1702459

Name LOT Reflector Wall / Ceiling - DMX150 CH1 150 - CH2 255

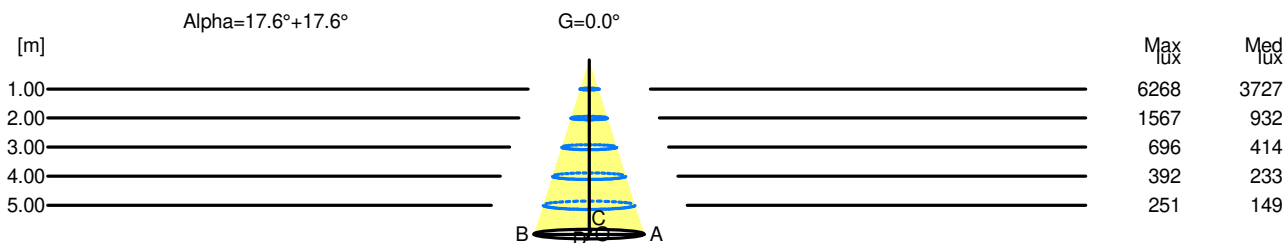
Luminaire Flux	4040.48 lm	Luminaire Power	68.00 W	Efficacy	59.42 lm/W	Efficiency	100.00%
Lamps Flux	4040.48 lm	Maximum value	1551.36 cd/klm	Position	C=0.00 G=0.00	CG	Rotosymmetrical
Round Luminaire		Diam.	210 mm	Height	35 mm		
Round Luminous Area		Diam.	40 mm	Height	0 mm		
Horizontal Luminous Area		0.001257 m2		Emitting area on Plane 180°		0.000000 m2	
Emitting area on Plane 0°		0.000000 m2		Emitting area on Plane 270°		0.000000 m2	
Emitting area on Plane 90°		0.000000 m2		Glare area at 76°		0.000304 m2	
Coordinate system		CG		Symmetry Type		Rotosymmetrical	
Date		29-11-2017		Maximum Gamma Angle		180	
Measurement Distance		0.00		Measurement Flux		4040.48 lm	
Max Power=68W CCT=3000K Ra=90 SDCM=2 L70(6K)=50000 h							
C.I.E.	89 99 100 100 100			D DIN 5040		A60	
F UTE	1.00 A			B NBN		BZ 1	

## Width at 50.00 % of Max Intensity

H[m]	1.00	2.00	3.00	4.00	5.00	H[m]	1.00	2.00	3.00	4.00	5.00
OA	0.32	0.63	0.95	1.27	1.59	OC	0.32	0.63	0.95	1.27	1.59
OB	0.32	0.63	0.95	1.27	1.59	OD	0.32	0.63	0.95	1.27	1.59

## Luminous Intensities [ cd/klm]

	0	5	15	25	35	45	55	65	75	85
OA	6268.22	5979.86	3651.34	2171.22	1554.44	515.49	63.77	23.59	8.92	3.13
OB	6268.22	5979.86	3651.34	2171.22	1554.44	515.49	63.77	23.59	8.92	3.13
OC	6268.22	5979.86	3651.34	2171.22	1554.44	515.49	63.77	23.59	8.92	3.13
OD	6268.22	5979.86	3651.34	2171.22	1554.44	515.49	63.77	23.59	8.92	3.13



H[m]	D[m]	Max lux	Med lux	Alpha=17.6°+17.6°	G=0.0
1.00	0.63	6268	3727		
2.00	1.27	1567	932		
3.00	1.90	696	414		
4.00	2.54	392	233		
5.00	3.17	251	149		