

Luminaire

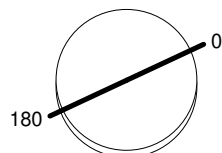
Code AM00005_DM255
Name LOT Reflector Wall / Ceiling - DMX255 CH1 255 - CH2 255

Measur.

Code FTS1702463
Name LOT Reflector Wall / Ceiling - DMX255 CH1 255 - CH2 255

Luminaire Flux	1996.38 lm	Luminaire Power	68.00 W	Efficacy	29.36 lm/W	Efficiency	100.00%
Lamps Flux	1996.38 lm	Maximum value	1193.45 cd/klm	Position	C=0.00 G=0.00	CG	Rotosymmetrical
Round Luminaire		Diam.	210 mm	Height	35 mm		
Round Luminous Area		Diam.	40 mm	Height	0 mm		
Horizontal Luminous Area		0.001257 m2		Emitting area on Plane 180°		0.000000 m2	
Emitting area on Plane 0°		0.000000 m2		Emitting area on Plane 270°		0.000000 m2	
Emitting area on Plane 90°		0.000000 m2		Glare area at 76°		0.000304 m2	
Coordinate system		CG		Symmetry Type		Rotosymmetrical	
Date		30-11-2017		Maximum Gamma Angle		180	
Measurement Distance		0.00		Measurement Flux		1996.38 lm	
Max Power=68W CCT=3000K Ra=90 SDCM=2 L70(6K)=50000 h							
C.I.E.	89 99 100 100 100			D DIN 5040	A60		
F UTE	1.00 A			B NBN	BZ 1		

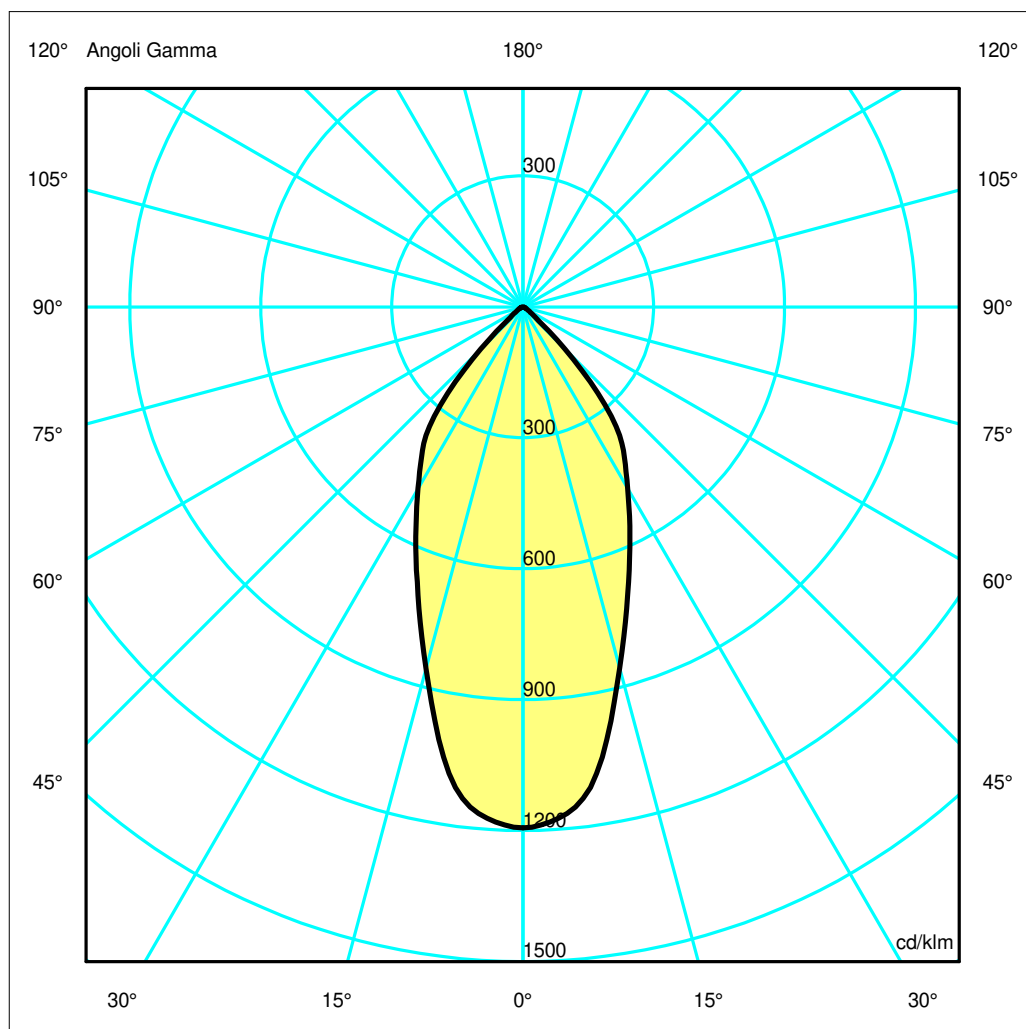
Diam=210mm



Semipiani C

180.0 — 0.0

ULOR 0.00 %
DLOR100.00 %
RN 0.00 %



Luminaire

Code AM00005_DMX255
Name LOT Reflector Wall / Ceiling - DMX255 CH1 255 - CH2 255

Measurement

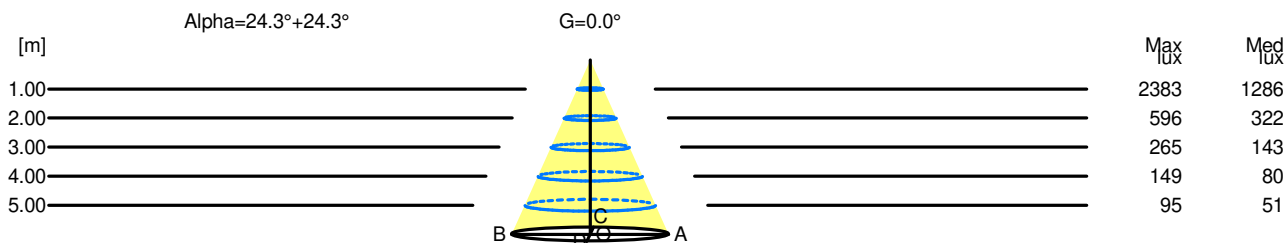
Code FTS1702463
Name LOT Reflector Wall / Ceiling - DMX255 CH1 255 - CH2 255

Luminaire Flux	1996.38 lm	Luminaire Power	68.00 W	Efficacy	29.36 lm/W	Efficiency	100.00%
Lamps Flux	1996.38 lm	Maximum value	1193.45 cd/klm	Position	C=0.00 G=0.00	CG	Rotosymmetrical
Round Luminaire		Diam.	210 mm	Height	35 mm		
Round Luminous Area		Diam.	40 mm	Height	0 mm		
Horizontal Luminous Area		0.001257 m2		Emitting area on Plane 180°		0.000000 m2	
Emitting area on Plane 0°		0.000000 m2		Emitting area on Plane 270°		0.000000 m2	
Emitting area on Plane 90°		0.000000 m2		Glare area at 76°		0.000304 m2	
Coordinate system		CG		Symmetry Type		Rotosymmetrical	
Date		30-11-2017		Maximum Gamma Angle		180	
Measurement Distance		0.00		Measurement Flux		1996.38 lm	
Max Power=68W CCT=3000K Ra=90 SDCM=2 L70(6K)=50000 h							
C.I.E.	89 99 100 100 100			D DIN 5040	A60		
F UTE	1.00 A			B NBN	BZ 1		

Width at 50.00 % of Max Intensity

H[m]	1.00	2.00	3.00	4.00	5.00	H[m]	1.00	2.00	3.00	4.00	5.00
OA	0.45	0.90	1.35	1.80	2.26	OC	0.45	0.90	1.35	1.80	2.26
OB	0.45	0.90	1.35	1.80	2.26	OD	0.45	0.90	1.35	1.80	2.26

	Luminous Intensities [cd/klm]									
	0	5	15	25	35	45	55	65	75	85
OA	2382.57	2326.02	1711.85	1158.69	801.22	272.72	37.53	13.40	4.92	1.65
OB	2382.57	2326.02	1711.85	1158.69	801.22	272.72	37.53	13.40	4.92	1.65
OC	2382.57	2326.02	1711.85	1158.69	801.22	272.72	37.53	13.40	4.92	1.65
OD	2382.57	2326.02	1711.85	1158.69	801.22	272.72	37.53	13.40	4.92	1.65



H[m]	D[m]	Max lux	Med lux	Alpha=24.3°+24.3°	G=0.0
1.00	0.90	2383	1286		
2.00	1.80	596	322		
3.00	2.71	265	143		
4.00	3.61	149	80		
5.00	4.51	95	51		