

Luminaire

Code AM05005_DM50

Name LOT Reflector Suspension Track - DMX50 CH1 50 - CH2 255

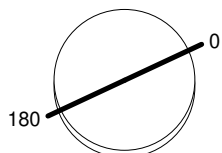
Measurem.

Code FTS1702481

Name LOT Reflector Suspension Track - DMX50 CH1 50 - CH2 255

Luminaire Flux	5672.94 lm	Luminaire Power	68.00 W	Efficacy	83.43 lm/W	Efficiency	100.00%
Lamps Flux	5672.94 lm	Maximum value	2354.82 cd/klm	Position	C=0.00 G=0.00	CG	Rotosymmetrical
Round Luminaire		Diam.	210 mm	Height	35 mm		
Round Luminous Area		Diam.	40 mm	Height	0 mm		
Horizontal Luminous Area		0.001257 m2		Emitting area on Plane 180°		0.000000 m2	
Emitting area on Plane 0°		0.000000 m2		Emitting area on Plane 270°		0.000000 m2	
Emitting area on Plane 90°		0.000000 m2		Glare area at 76°		0.000304 m2	
Coordinate system		CG		Symmetry Type		Rotosymmetrical	
Date		29-11-2017		Maximum Gamma Angle		180	
Measurement Distance		0.00		Measurement Flux		5672.94 lm	
Max Power=68W CCT=3000K Ra=90 SDCM=2 L70(6K)=50000 h							
C.I.E.	90 99 100 100 100			D DIN 5040	A60		
F UTE	1.00 A			B NBN	BZ 1		

Diam=210mm



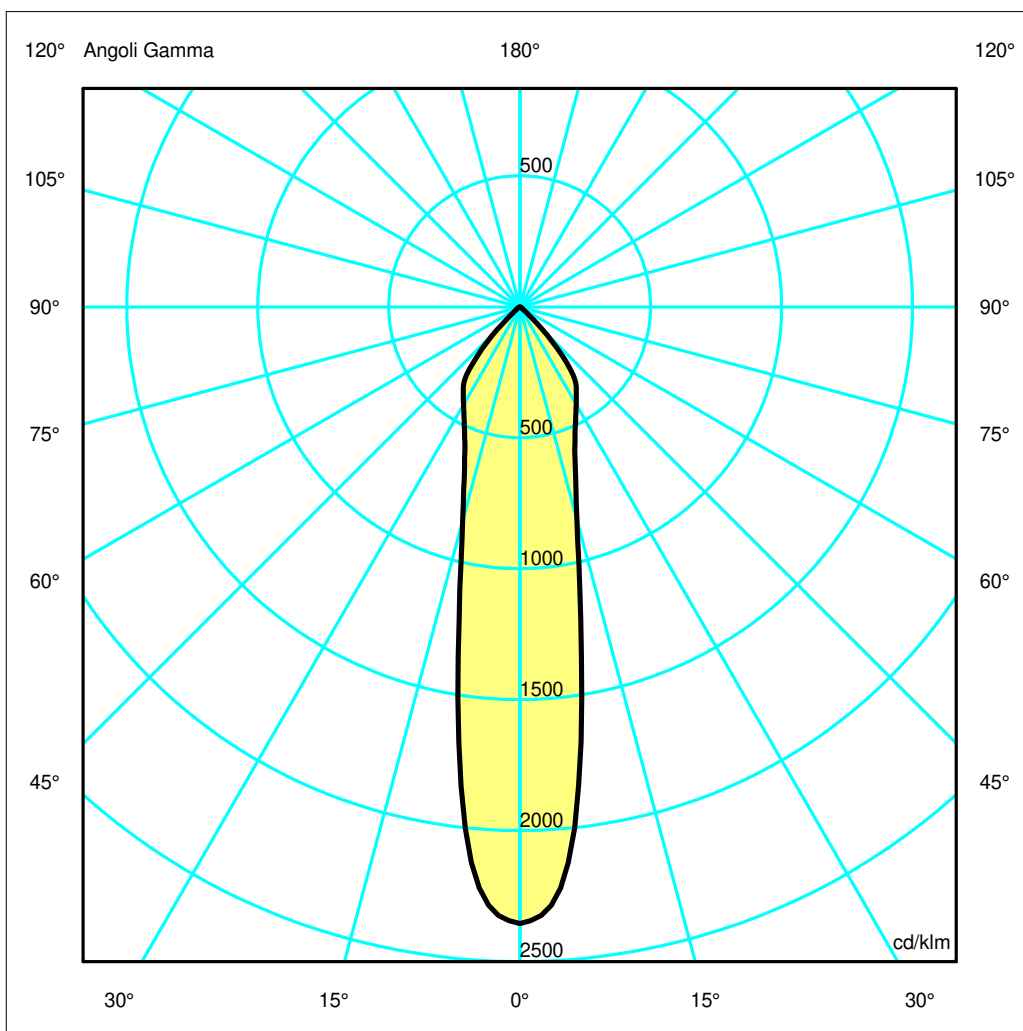
Semipiani C

180.0 — 0.0

ULOR 0.00 %

DLOR100.00 %

RN 0.00 %



Luminaire

Code AM05005_DM50

Name LOT Reflector Suspension Track - DMX50 CH1 50 - CH2 255

Measurement

Code FTS1702481

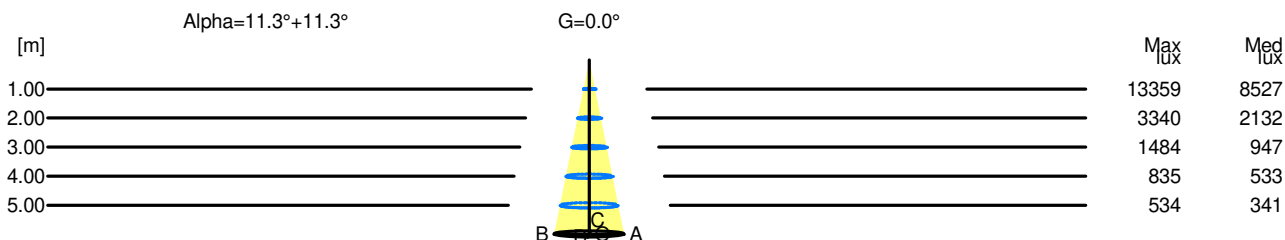
Name LOT Reflector Suspension Track - DMX50 CH1 50 - CH2 255

Luminaire Flux	5672.94 lm	Luminaire Power	68.00 W	Efficacy	83.43 lm/W	Efficiency	100.00%
Lamps Flux	5672.94 lm	Maximum value	2354.82 cd/klm	Position	C=0.00 G=0.00	CG	Rotosymmetrical
Round Luminaire		Diam.	210 mm	Height	35 mm		
Round Luminous Area		Diam.	40 mm	Height	0 mm		
Horizontal Luminous Area		0.001257 m2		Emitting area on Plane 180°		0.000000 m2	
Emitting area on Plane 0°		0.000000 m2		Emitting area on Plane 270°		0.000000 m2	
Emitting area on Plane 90°		0.000000 m2		Glare area at 76°		0.000304 m2	
Coordinate system		CG		Symmetry Type		Rotosymmetrical	
Date		29-11-2017		Maximum Gamma Angle		180	
Measurement Distance		0.00		Measurement Flux		5672.94 lm	
Max Power=68W CCT=3000K Ra=90 SDCM=2 L70(6K)=50000 h							
C.I.E.	90 99 100 100 100			D DIN 5040		A60	
F UTE	1.00 A			B NBN		BZ 1	

Width at 50.00 % of Max Intensity

H[m]	1.00	2.00	3.00	4.00	5.00	H[m]	1.00	2.00	3.00	4.00	5.00
OA	0.20	0.40	0.60	0.80	1.00	OC	0.20	0.40	0.60	0.80	1.00
OB	0.20	0.40	0.60	0.80	1.00	OD	0.20	0.40	0.60	0.80	1.00

				Luminous Intensities [cd/klm]							
	0	5	15	25	35	45	55	65	75	85	
OA	13358.76	12075.54	4782.00	2841.53	2134.45	692.11	71.92	26.49	10.53	4.05	
OB	13358.76	12075.54	4782.00	2841.53	2134.45	692.11	71.92	26.49	10.53	4.05	
OC	13358.76	12075.54	4782.00	2841.53	2134.45	692.11	71.92	26.49	10.53	4.05	
OD	13358.76	12075.54	4782.00	2841.53	2134.45	692.11	71.92	26.49	10.53	4.05	



H[m]	D[m]	Max lux	Med lux	Alpha=11.3°+11.3°	G=0.0
1.00	0.40	13359	8527		
2.00	0.80	3340	2132		
3.00	1.20	1484	947		
4.00	1.61	835	533		
5.00	2.01	534	341		