

Luminaire


Code AE12200+AE41001
Name A. SHARPING 1184.DIR.3X4 940 DM VERY WIDE FLOOD + SCREENS 1184 3X4 WHITE

Measurem.

Code FTS1603097
Name A. SHARPING 1184.DIR.3X4 940 DM VERY WIDE FLOOD + SCREENS 1184 3X4 WHITE

Luminaire Flux	2563.99 lm	Luminaire Power	38.00 W	Efficacy	67.47 lm/W	Efficiency	100.00%
Lamps Flux	2563.99 lm	Maximum value	1406.35 cd/klm	Position	C=0.00 G=1.00	CG	Rotosymmetrical
Rectangular Luminaire		Length	1184 mm	Width	40 mm	Height	111 mm
Rectangular Luminous Area		Length	444 mm	Width	37 mm	Height	0 mm
Horizontal Luminous Area		0.016428 m2		Emitting area on Plane 180°		0.000000 m2	
Emitting area on Plane 0°		0.000000 m2		Emitting area on Plane 270°		0.000000 m2	
Emitting area on Plane 90°		0.000000 m2		Glare area at 76°		0.003974 m2	
Coordinate system		CG		Symmetry Type		Rotosymmetrical	
Date		17-07-2017		Maximum Gamma Angle		180	
Measurement Distance		0.00		Measurement Flux		2563.99 lm	
LED Flux=3493,65lm LED Power=33W Eff=73% EfcLed=106lm/W EfcLum=67lm/W Ra=90 SDCM=2 L90(20K)=118000h							
C.I.E.	97 99 100 100 100			D DIN 5040	A60		
F UTE	--			B NBN	BZ 1		

1184mm x 40mm



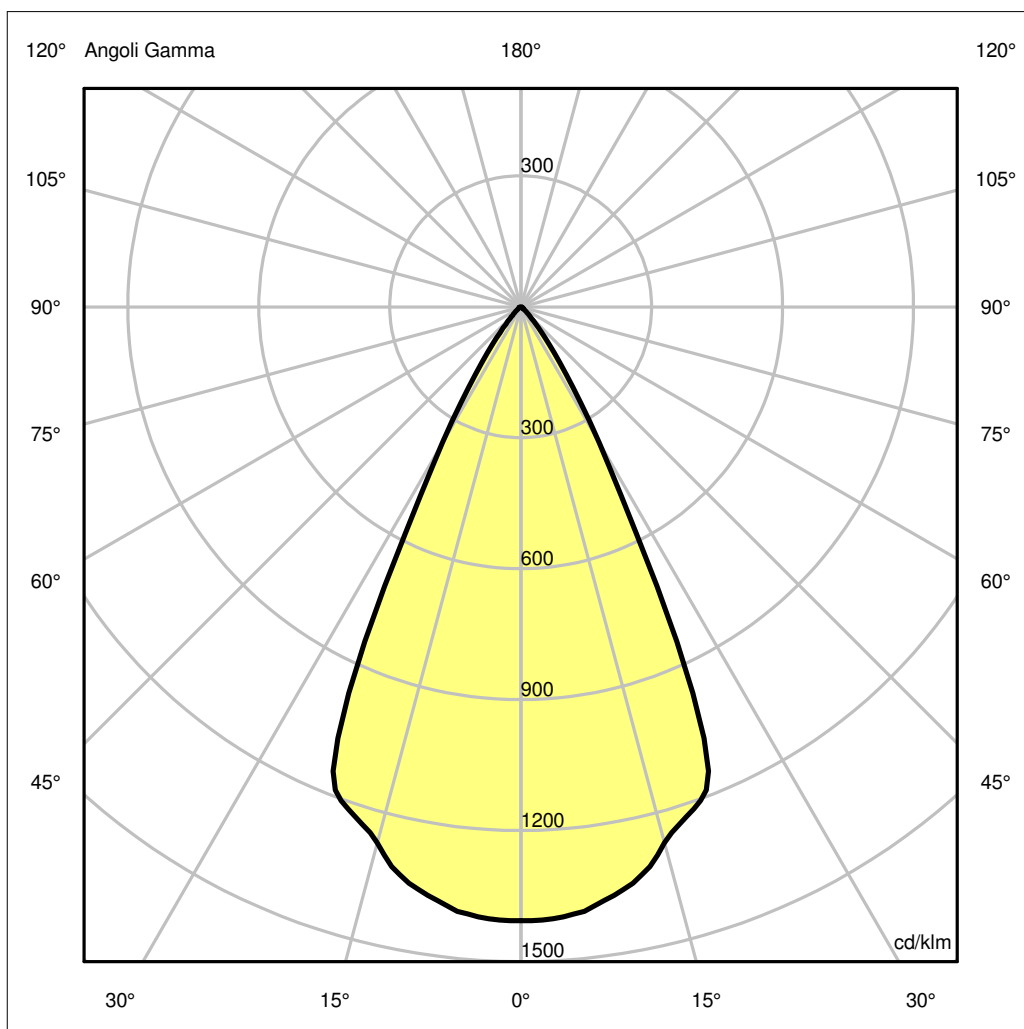
Semipiani C

180.0 — 0.0

ULOR 0.00 %

DLOR100.00 %

RN 0.00 %



Luminaire

Code AE12200+AE41001

Name A. SHARPING 1184.DIR.3X4 940 DM VERY WIDE FLOOD + SCREENS 1184 3X4 WHITE

Measurem.

Code FTS1603097

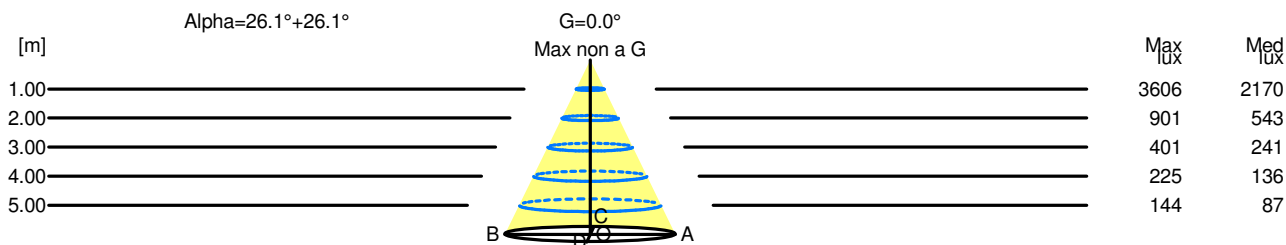
Name A. SHARPING 1184.DIR.3X4 940 DM VERY WIDE FLOOD + SCREENS 1184 3X4 WHITE

Luminaire Flux	2563.99 lm	Luminaire Power	38.00 W	Efficacy	67.47 lm/W	Efficiency	100.00%
Lamps Flux	2563.99 lm	Maximum value	1406.35 cd/klm	Position	C=0.00 G=1.00	CG	Rotosymmetrical
Rectangular Luminaire		Length	1184 mm	Width	40 mm	Height	111 mm
Rectangular Luminous Area		Length	444 mm	Width	37 mm	Height	0 mm
Horizontal Luminous Area		0.016428 m2		Emitting area on Plane 180°		0.000000 m2	
Emitting area on Plane 0°		0.000000 m2		Emitting area on Plane 270°		0.000000 m2	
Emitting area on Plane 90°		0.000000 m2		Glare area at 76°		0.003974 m2	
Coordinate system		CG		Symmetry Type		Rotosymmetrical	
Date		17-07-2017		Maximum Gamma Angle		180	
Measurement Distance		0.00		Measurement Flux		2563.99 lm	
LED Flux=3493,65lm LED Power=33W Eff=73% EfcLed=106lm/W EfcLum=67lm/W Ra=90 SDCM=2 L90(20K)=118000h							
C.I.E.	97	99	100	100	100	D DIN 5040	A60
F UTE	--					B NBN	BZ 1

Width at 50.00 % of Max Intensity

H[m]	1.00	2.00	3.00	4.00	5.00	H[m]	1.00	2.00	3.00	4.00	5.00
OA	0.49	0.98	1.47	1.96	2.45	OC	0.49	0.98	1.47	1.96	2.45
OB	0.49	0.98	1.47	1.96	2.45	OD	0.49	0.98	1.47	1.96	2.45

	Luminous Intensities [cd/klm]									
	0	5	15	25	35	45	55	65	75	85
OA	3605.85	3580.12	3258.88	2169.44	397.55	69.10	16.19	10.35	6.79	2.53
OB	3605.85	3580.12	3258.88	2169.44	397.55	69.10	16.19	10.35	6.79	2.53
OC	3605.85	3580.12	3258.88	2169.44	397.55	69.10	16.19	10.35	6.79	2.53
OD	3605.85	3580.12	3258.88	2169.44	397.55	69.10	16.19	10.35	6.79	2.53



H[m]	D[m]	Max lux	Med lux	Alpha=26.1°+26.1°	G=0.0 Max non a G
1.00	0.98	3606	2170		
2.00	1.96	901	543		
3.00	2.94	401	241		
4.00	3.91	225	136		
5.00	4.89	144	87		