

Luminaire

Code M2885N00+M197000

Name ALGORITMO SYSTEM PIASTRA CABLATA DIRETTA LED 4000K NON DIMMERABILE 2368MM + INDIRETTA LED + OTTICA PRISMOPTIC PER LED

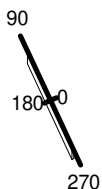
Measurem.

Code FTS1601384

Name ALGORITMO SYSTEM PIASTRA CABLATA DIRETTA LED 4000K NON DIMMERABILE 2368MM + INDIRETTA LED + OTTICA PRISMOPTIC PER LED

Luminaire Flux	10475 lm	Luminaire Power	122.0 W	Efficacy	85.863 lm/W	Efficiency	100.00%
Source Flux	10475 lm	Maximum value	237.61 cd/klm	Position	C=90.00 G=1.00	CG	Double Symmetrical
Rectangular Luminaire		Length	2368 mm	Width	45 mm	Height	110 mm
Rectangular Luminous Area		Length	2368 mm	Width	32 mm	Height	0 mm
Horizontal Luminous Area		0.075776 m2		Emitting area on Plane 180°		0.000000 m2	
Emitting area on Plane 0°		0.000000 m2		Emitting area on Plane 270°		0.000000 m2	
Emitting area on Plane 90°		0.000000 m2		Glare area at 76°		0.018332 m2	
Coordinate system		CG		Symmetry Type		Double Symmetrical	
Date		24-06-2016		Maximum Gamma Angle		180	
Measurement Distance		0.00		Measurement Flux		10475 lm	
LED Flux=15855,64lm LED Power=96W Eff=66% EfcLed=165lm/W EfcLum=86lm/W Ra=80 SDCM=3 L70(6K)=50000h							
C.I.E.	57 86 97 50 100			D DIN 5040	C41		
F UTE	0.50 D + 0.50 T			B NBN	BZ 3		

2368mm x 45mm



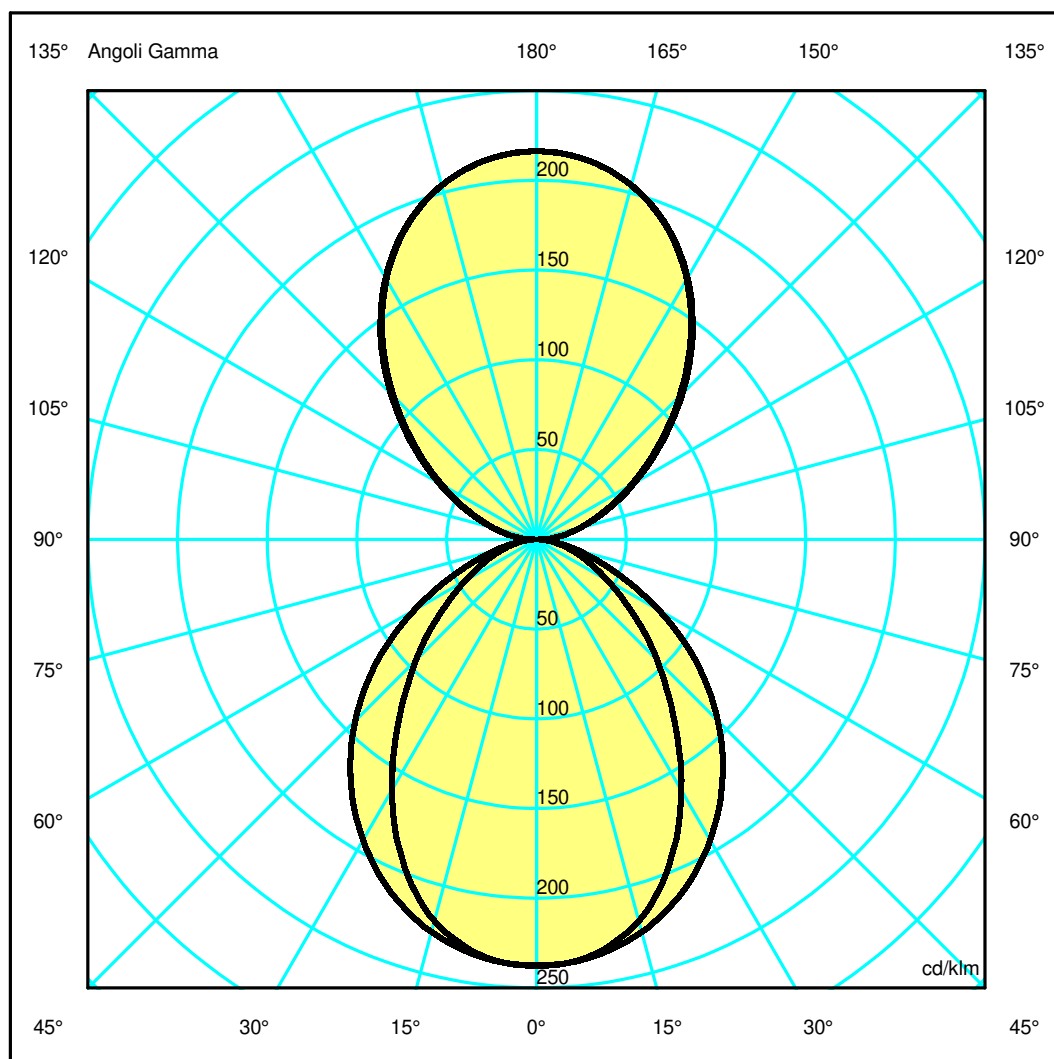
Semipiani C

180.0 — 0.0
270.0 — 90.0

ULOR 49.77 %

DLOR 50.23 %

RN 49.77 %



Luminaire

Code M2885N00+M197000

Name ALGORITMO SYSTEM PIASTRA CABLATA DIRETTA LED 4000K NON DIMMERABILE 2368MM + INDIRETTA LED + OTTICA PRISMOPTIC PER LED

Measurem.

Code FTS1601384

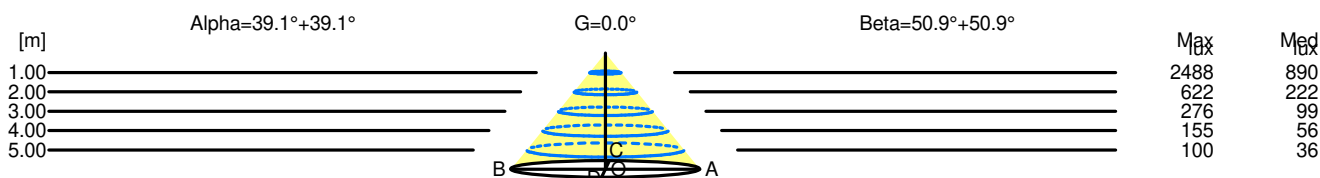
Name ALGORITMO SYSTEM PIASTRA CABLATA DIRETTA LED 4000K NON DIMMERABILE 2368MM + INDIRETTA LED + OTTICA PRISMOPTIC PER LED

Luminaire Flux	10475 lm	Luminaire Power	122.0 W	Efficacy	85.863 lm/W	Efficiency	100.00%
Source Flux	10475 lm	Maximum value	237.61 cd/klm	Position	C=90.00 G=1.00	CG Double Symmetrical	
Rectangular Luminaire		Length	2368 mm	Width	45 mm	Height	110 mm
Rectangular Luminous Area		Length	2368 mm	Width	32 mm	Height	0 mm
Horizontal Luminous Area		0.075776 m2		Emitting area on Plane 180°		0.000000 m2	
Emitting area on Plane 0°		0.000000 m2		Emitting area on Plane 270°		0.000000 m2	
Emitting area on Plane 90°		0.000000 m2		Glare area at 76°		0.018332 m2	
Coordinate system		CG		Symmetry Type		Double Symmetrical	
Date		24-06-2016		Maximum Gamma Angle		180	
Measurement Distance		0.00		Measurement Flux		10475 lm	
LED Flux=15855,64lm LED Power=96W Eff=66% EfcLed=165lm/W EfcLum=86lm/W Ra=80 SDCM=3 L70(6K)=50000h							
C.I.E.	57 86 97 50 100			D DIN 5040	C41		
F UTE	0.50 D + 0.50 T			B NBN	BZ 3		

Width at 50.00 % of Max Intensity

H[m]	1.00	2.00	3.00	4.00	5.00	H[m]	1.00	2.00	3.00	4.00	5.00
OA	0.81	1.63	2.44	3.25	4.07	OC	1.23	2.46	3.69	4.93	6.16
OB	0.81	1.63	2.44	3.25	4.07	OD	1.23	2.46	3.69	4.93	6.16

	Luminous Intensities [cd/klm]									
	0	5	15	25	35	45	55	65	75	85
OA	2487.41	2473.93	2306.13	1931.14	1438.79	995.52	621.97	362.36	181.99	51.22
OB	2487.41	2473.93	2306.13	1931.14	1438.79	995.52	621.97	362.36	181.99	51.22
OC	2487.41	2476.50	2371.88	2166.00	1870.39	1495.66	1057.96	599.82	254.74	57.43
OD	2487.41	2476.50	2371.88	2166.00	1870.39	1495.66	1057.96	599.82	254.74	57.43



H[m]	D[m]	Max lux	Med lux	Alpha=39.1°+39.1°	G=0.0
1.00	1.63	2488	890		
2.00	3.25	622	222		
3.00	4.88	276	99		
4.00	6.51	155	56		
5.00	8.13	100	36		

H[m]	D[m]	Max lux	Med lux	Beta=50.9°+50.9°	G=0.0
1.00	2.46	2488	890		
2.00	4.93	622	222		
3.00	7.39	276	99		
4.00	9.85	155	56		
5.00	12.31	100	36		