

Luminaire

Code M2883W00+M196900

Name ALGORITMO SYSTEM PIASTRA CABLATA DIRETTA LED 3000K NON DIMMERABILE 1184MM + INDIRETTA LED+ OTTICA PRISMOPTIC PER LED

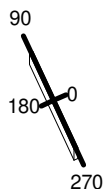
Measurement

Code FTS1601381

Name ALGORITMO SYSTEM PIASTRA CABLATA DIRETTA LED 3000K NON DIMMERABILE 1184MM + INDIRETTA LED+ OTTICA PRISMOPTIC PER LED

Luminaire Flux	5003 lm	Luminaire Power	62.0 W	Efficacy	80.686 lm/W	Efficiency	100.00%
Source Flux	5003 lm	Maximum value	237.61 cd/klm	Position	C=90.00 G=1.00	CG Asymmetrical	
Rectangular Luminaire		Length	1185 mm	Width	45 mm	Height	110 mm
Rectangular Luminous Area		Length	1185 mm	Width	32 mm	Height	0 mm
Horizontal Luminous Area		0.037920 m2		Emitting area on Plane 180°		0.000000 m2	
Emitting area on Plane 0°		0.000000 m2		Emitting area on Plane 270°		0.000000 m2	
Emitting area on Plane 90°		0.000000 m2		Glare area at 76°		0.009174 m2	
Coordinate system		CG		Symmetry Type		Asymmetrical	
Date		24-06-2016		Maximum Gamma Angle		180	
Measurement Distance		0.00		Measurement Flux		5003 lm	
LED Flux=7571,94lm LED Power=48W Eff=66% EfcLed=158lm/W EfcLum=81lm/W Ra=80 SDCM=3 L70(6K)=50000h							
C.I.E.	57 86 97 50 100			D DIN 5040		C41	
F UTE	0.50 D + 0.50 T			B NBN		BZ 3	

1185mm x 45mm



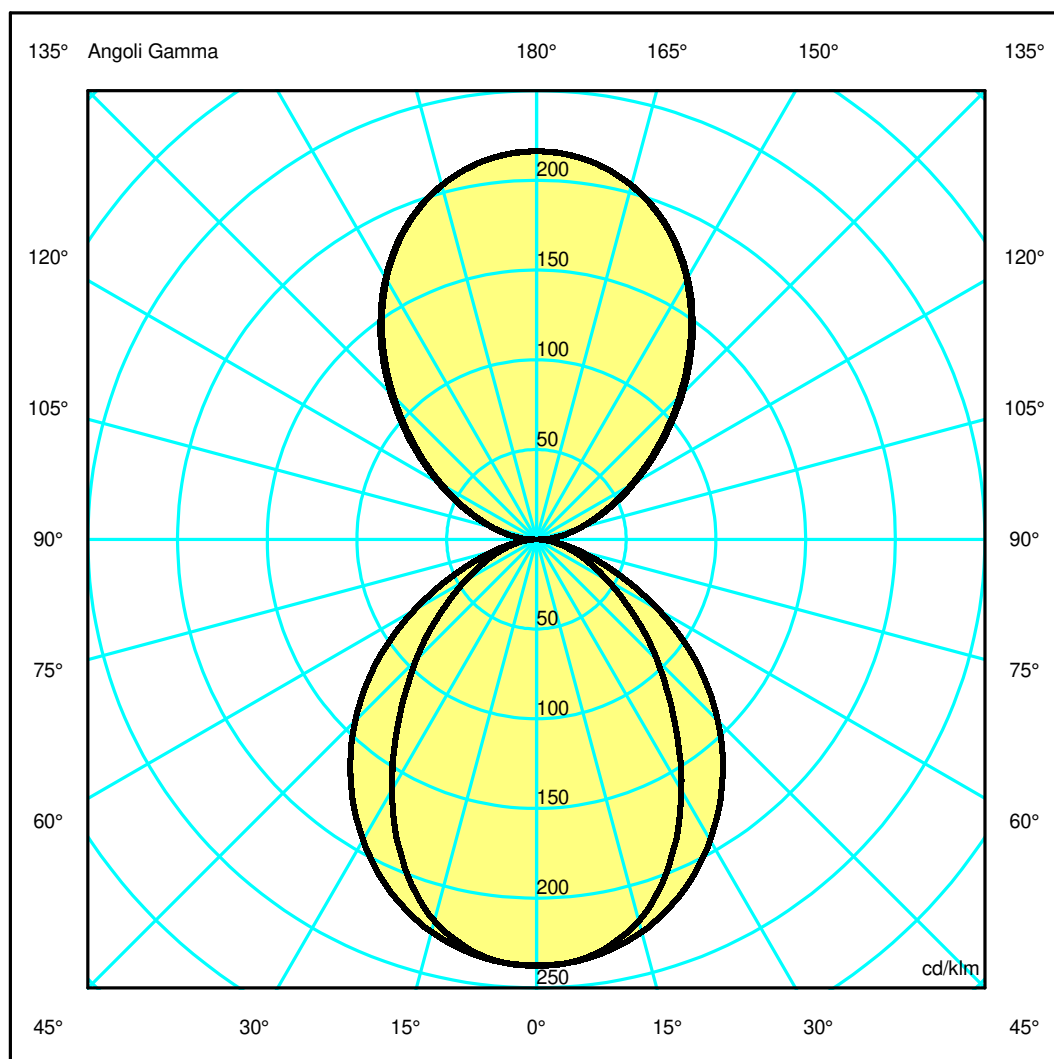
Semipiani C

180.0 — 0.0
270.0 — 90.0

ULOR 49.77 %

DLOR 50.23 %

RN 49.77 %



Luminaire

Code M2883W00+M196900

Name ALGORITMO SYSTEM PIASTRA CABLATA DIRETTA LED 3000K NON DIMMERABILE 1184MM + INDIRETTA LED+ OTTICA PRISMOPTIC PER LED

Measurem.

Code FTS1601381

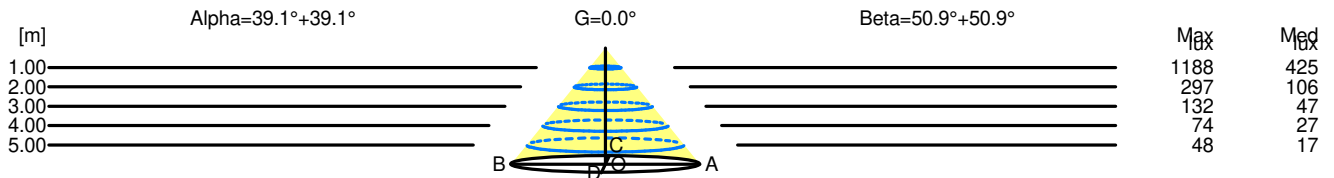
Name ALGORITMO SYSTEM PIASTRA CABLATA DIRETTA LED 3000K NON DIMMERABILE 1184MM + INDIRETTA LED+ OTTICA PRISMOPTIC PER LED

Luminaire Flux	5003 lm	Luminaire Power	62.0 W	Efficacy	80.686 lm/W	Efficiency	100.00%
Source Flux	5003 lm	Maximum value	237.61 cd/klm	Position	C=90.00 G=1.00	CG Asymmetrical	
Rectangular Luminaire		Length	1185 mm	Width	45 mm	Height	110 mm
Rectangular Luminous Area		Length	1185 mm	Width	32 mm	Height	0 mm
Horizontal Luminous Area		0.037920 m2		Emitting area on Plane 180°		0.000000 m2	
Emitting area on Plane 0°		0.000000 m2		Emitting area on Plane 270°		0.000000 m2	
Emitting area on Plane 90°		0.000000 m2		Glare area at 76°		0.009174 m2	
Coordinate system		CG		Symmetry Type		Asymmetrical	
Date		24-06-2016		Maximum Gamma Angle		180	
Measurement Distance		0.00		Measurement Flux		5003 lm	
LED Flux=7571,94lm LED Power=48W Eff=66% EfcLed=158lm/W EfcLum=81lm/W Ra=80 SDCM=3 L70(6K)=50000h							
C.I.E.	57 86 97 50 100			D DIN 5040	C41		
F UTE	0.50 D + 0.50 T			B NBN	BZ 3		

Width at 50.00 % of Max Intensity

H[m]	1.00	2.00	3.00	4.00	5.00	H[m]	1.00	2.00	3.00	4.00	5.00
OA	0.81	1.63	2.44	3.25	4.07	OC	1.23	2.46	3.69	4.93	6.16
OB	0.81	1.63	2.44	3.25	4.07	OD	1.23	2.46	3.69	4.93	6.16

	Luminous Intensities [cd/klm]									
	0	5	15	25	35	45	55	65	75	85
OA	1187.88	1181.44	1101.30	922.23	687.10	475.42	297.03	173.05	86.91	24.46
OB	1187.88	1181.44	1101.30	922.23	687.10	475.42	297.03	173.05	86.91	24.46
OC	1187.88	1182.67	1132.70	1034.38	893.21	714.26	505.23	286.44	121.65	27.42
OD	1187.88	1182.67	1132.70	1034.38	893.21	714.26	505.23	286.44	121.65	27.42



H[m]	D[m]	Max lux	Med lux	Alpha=39.1°+39.1°	G=0.0
1.00	1.63	1188	425		
2.00	3.25	297	106		
3.00	4.88	132	47		
4.00	6.51	74	27		
5.00	8.13	48	17		

H[m]	D[m]	Max lux	Med lux	Beta=50.9°+50.9°	G=0.0
1.00	2.46	1188	425		
2.00	4.93	297	106		
3.00	7.39	132	47		
4.00	9.85	74	27		
5.00	12.31	48	17		