

Luminaire

Code M2884W01+M197000

Name ALGORITMO SYSTEM PIASTRA CABLATA DIRETTA LED 3000K DIMMERABILE 2368MM+OTTICA PRISMOPTIC 2368MM PER LED

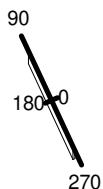
Measurem.

Code FTS1601379

Name ALGORITMO SYSTEM PIASTRA CABLATA DIRETTA LED 3000K DIMMERABILE 2368MM+OTTICA PRISMOPTIC 2368MM PER LED

Luminaire Flux	5054 lm	Luminaire Power	68.0 W	Efficacy	74.328 lm/W	Efficiency	100.00%
Source Flux	5054 lm	Maximum value	470.35 cd/klm	Position	C=90.00 G=1.00	CG	Double Symmetrical
Rectangular Luminaire		Length	2368 mm	Width	45 mm	Height	110 mm
Rectangular Luminous Area		Length	2368 mm	Width	32 mm	Height	0 mm
Horizontal Luminous Area		0.075776 m2		Emitting area on Plane 180°		0.000000 m2	
Emitting area on Plane 0°		0.000000 m2		Emitting area on Plane 270°		0.000000 m2	
Emitting area on Plane 90°		0.000000 m2		Glare area at 76°		0.018332 m2	
Coordinate system		CG		Symmetry Type		Double Symmetrical	
Date		24-06-2016		Maximum Gamma Angle		180	
Measurement Distance		0.00		Measurement Flux		5054 lm	
LED Flux=8714,26lm LED Power=54W Eff=58% EfcLed=161lm/W EfcLum=74lm/W Ra=80 SDCM=3 L70(6K)=50000h							
C.I.E.	57 86 97 99 100			D DIN 5040	A41		
F UTE	0.99 D + 0.01 T			B NBN	BZ 3		

2368mm x 45mm



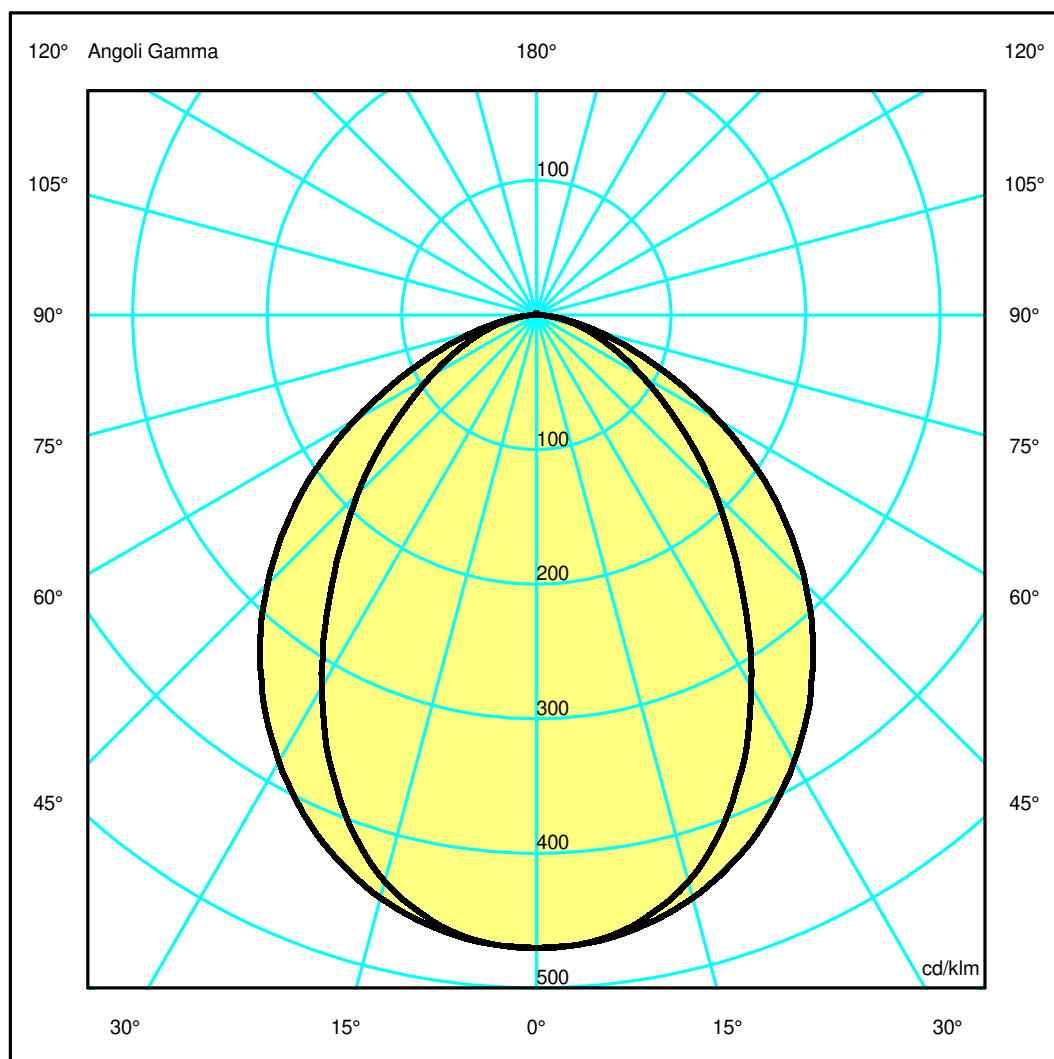
Semipiani C

180.0 — 0.0
270.0 — 90.0

ULOR 0.65 %

DLOR 99.35 %

RN 0.65 %



Luminaire

Code M2884W01+M197000

Name ALGORITMO SYSTEM PIASTRA CABLATA DIRETTA LED 3000K DIMMERABILE 2368MM+OTTICA PRISMOPTIC 2368MM PER LED

Measurem.

Code FTS1601379

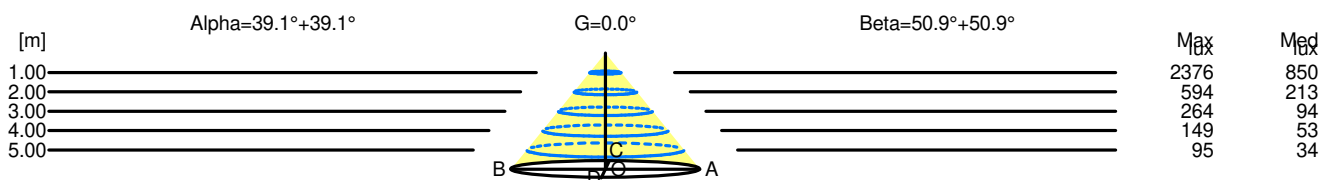
Name ALGORITMO SYSTEM PIASTRA CABLATA DIRETTA LED 3000K DIMMERABILE 2368MM+OTTICA PRISMOPTIC 2368MM PER LED

Luminaire Flux	5054 lm	Luminaire Power	68.0 W	Efficacy	74.328 lm/W	Efficiency	100.00%
Source Flux	5054 lm	Maximum value	470.35 cd/klm	Position	C=90.00 G=1.00	CG Double Symmetrical	
Rectangular Luminaire		Length	2368 mm	Width	45 mm	Height	110 mm
Rectangular Luminous Area		Length	2368 mm	Width	32 mm	Height	0 mm
Horizontal Luminous Area		0.075776 m2		Emitting area on Plane 180°		0.000000 m2	
Emitting area on Plane 0°		0.000000 m2		Emitting area on Plane 270°		0.000000 m2	
Emitting area on Plane 90°		0.000000 m2		Glare area at 76°		0.018332 m2	
Coordinate system		CG		Symmetry Type		Double Symmetrical	
Date		24-06-2016		Maximum Gamma Angle		180	
Measurement Distance		0.00		Measurement Flux		5054 lm	
LED Flux=8714,26lm LED Power=54W Eff=58% EfcLed=161lm/W EfcLum=74lm/W Ra=80 SDCM=3 L70(6K)=50000h							
C.I.E.	57 86 97 99 100			D DIN 5040	A41		
F UTE	0.99 D + 0.01 T			B NBN	BZ 3		

Width at 50.00 % of Max Intensity

H[m]	1.00	2.00	3.00	4.00	5.00	H[m]	1.00	2.00	3.00	4.00	5.00
OA	0.81	1.63	2.44	3.25	4.07	OC	1.23	2.46	3.69	4.93	6.16
OB	0.81	1.63	2.44	3.25	4.07	OD	1.23	2.46	3.69	4.93	6.16

	Luminous Intensities [cd/klm]									
	0	5	15	25	35	45	55	65	75	85
OA	2375.76	2362.88	2202.61	1844.45	1374.21	950.83	594.05	346.10	173.82	48.92
OB	2375.76	2362.88	2202.61	1844.45	1374.21	950.83	594.05	346.10	173.82	48.92
OC	2375.76	2365.34	2265.41	2068.77	1786.43	1428.53	1010.47	572.89	243.31	54.85
OD	2375.76	2365.34	2265.41	2068.77	1786.43	1428.53	1010.47	572.89	243.31	54.85



H[m]	D[m]	Max lux	Med lux	Alpha=39.1°+39.1°	G=0.0
1.00	1.63	2376	850		
2.00	3.25	594	213		
3.00	4.88	264	94		
4.00	6.51	149	53		
5.00	8.13	95	34		

H[m]	D[m]	Max lux	Med lux	Beta=50.9°+50.9°	G=0.0
1.00	2.46	2376	850		
2.00	4.93	594	213		
3.00	7.39	264	94		
4.00	9.85	149	53		
5.00	12.31	95	34		