

Luminaire

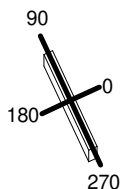
Code FU61004APP
Name SHARPING 8 FUNIVIA 930 FL NRO

Measurem.

Code FTS2200025
Name SHARPING 8 FUNIVIA 930 FL NRO

| | | | | | | | |
|--|---------|-----------------|----------------|-----------------------------|----------------|--------------------|--------------------|
| Luminaire Flux | 1400 lm | Luminaire Power | 19.0 W | Efficacy | 73.684 lm/W | Efficiency | 100.00% |
| Source Flux | 1400 lm | Maximum value | 2814.46 cd/klm | Position | C=20.00 G=1.00 | CG | Double Symmetrical |
| Rectangular Luminaire | | Length | 315 mm | Width | 28 mm | Height | 20 mm |
| Rectangular Luminous Area | | Length | 160 mm | Width | 20 mm | Height | 0 mm |
| Horizontal Luminous Area | | 0.003200 m2 | | Emitting area on Plane 180° | | 0.000000 m2 | |
| Emitting area on Plane 0° | | 0.000000 m2 | | Emitting area on Plane 270° | | 0.000000 m2 | |
| Emitting area on Plane 90° | | 0.000000 m2 | | Glare area at 76° | | 0.000774 m2 | |
| Coordinate system | | CG | | Symmetry Type | | Double Symmetrical | |
| Date | | 03-02-2025 | | Maximum Gamma Angle | | 180 | |
| Measurement Distance | | 0.00 | | Measurement Flux | | 1400 lm | |
| LED Flux=1720lm LED Power=16W Eff=81% EfcLed=109lm/W EfcLum=74lm/W CCT=3000K Ra=90 R9=50 SDCM=2 L70(18k)=109000h | | | | | | | |
| C.I.E. | 98 | 100 | 100 | 100 | D DIN 5040 | A60 | |
| F UTE | -- | | | | B NBN | BZ 1 | |

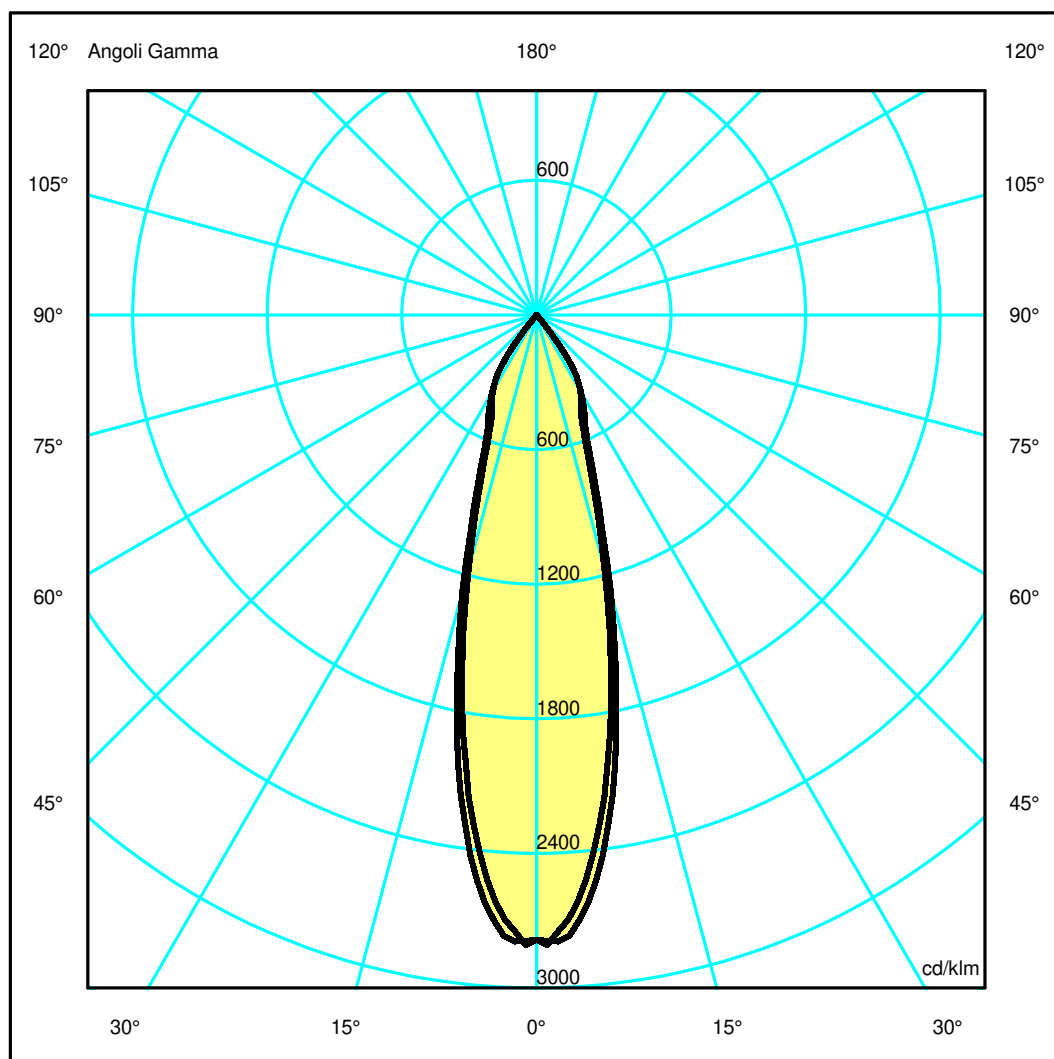
315mm x 28mm



Semipiani C

180.0 — 0.0
270.0 — 90.0

ULOR 0.00 %
DLOR 100.00 %
RN 0.00 %



Luminaire

Code FU61004APP
Name SHARPING 8 FUNIVIA 930 FL NRO

Measurem.

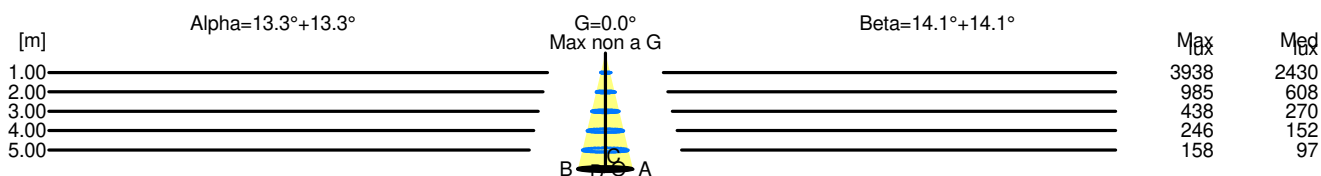
Code FTS2200025
Name SHARPING 8 FUNIVIA 930 FL NRO

| | | | | | | | |
|--|---------|-----------------|----------------|-----------------------------|----------------|--------------------|--------------------|
| Luminaire Flux | 1400 lm | Luminaire Power | 19.0 W | Efficacy | 73.684 lm/W | Efficiency | 100.00% |
| Source Flux | 1400 lm | Maximum value | 2814.46 cd/klm | Position | C=20.00 G=1.00 | CG | Double Symmetrical |
| Rectangular Luminaire | | Length | 315 mm | Width | 28 mm | Height | 20 mm |
| Rectangular Luminous Area | | Length | 160 mm | Width | 20 mm | Height | 0 mm |
| Horizontal Luminous Area | | 0.003200 m2 | | Emitting area on Plane 180° | | 0.000000 m2 | |
| Emitting area on Plane 0° | | 0.000000 m2 | | Emitting area on Plane 270° | | 0.000000 m2 | |
| Emitting area on Plane 90° | | 0.000000 m2 | | Glare area at 76° | | 0.000774 m2 | |
| Coordinate system | | CG | | Symmetry Type | | Double Symmetrical | |
| Date | | 03-02-2025 | | Maximum Gamma Angle | | 180 | |
| Measurement Distance | | 0.00 | | Measurement Flux | | 1400 lm | |
| LED Flux=1720lm LED Power=16W Eff=81% EfcLed=109lm/W EfcLum=74lm/W CCT=3000K Ra=90 R9=50 SDCM=2 L70(18k)=109000h | | | | | | | |
| C.I.E. | 98 | 100 | 100 | 100 | 100 | D DIN 5040 | A60 |
| F UTE | -- | | | | | B NBN | BZ 1 |

Width at 50.00 % of Max Intensity

| | | | | | | | | | | | |
|------|------|------|------|------|------|------|------|------|------|------|------|
| H[m] | 1.00 | 2.00 | 3.00 | 4.00 | 5.00 | H[m] | 1.00 | 2.00 | 3.00 | 4.00 | 5.00 |
| OA | 0.24 | 0.47 | 0.71 | 0.95 | 1.18 | OC | 0.25 | 0.50 | 0.75 | 1.00 | 1.25 |
| OB | 0.24 | 0.47 | 0.71 | 0.95 | 1.18 | OD | 0.25 | 0.50 | 0.75 | 1.00 | 1.25 |

| | | | | | | | | | | |
|----|--------------------------------|---------|---------|--------|--------|-------|------|------|------|------|
| | Luminous Intensities [cd/klm] | | | | | | | | | |
| | 0 | 5 | 15 | 25 | 35 | 45 | 55 | 65 | 75 | 85 |
| OA | 3897.80 | 3538.26 | 1639.17 | 656.04 | 372.07 | 9.32 | 3.23 | 0.93 | 0.00 | 0.00 |
| OB | 3897.80 | 3538.26 | 1639.17 | 656.04 | 372.07 | 9.32 | 3.23 | 0.93 | 0.00 | 0.00 |
| OC | 3897.80 | 3683.20 | 1787.72 | 709.27 | 367.54 | 13.60 | 3.74 | 0.89 | 0.00 | 0.00 |
| OD | 3897.80 | 3683.20 | 1787.72 | 709.27 | 367.54 | 13.60 | 3.74 | 0.89 | 0.00 | 0.00 |



| H[m] | D[m] | Max lux | Med lux | Alpha=13.3°+13.3° | G=0.0 Max non a G |
|------|------|---------|---------|-------------------|----------------------|
| 1.00 | 0.47 | 3938 | 2430 | | |
| 2.00 | 0.95 | 985 | 608 | | |
| 3.00 | 1.42 | 438 | 270 | | |
| 4.00 | 1.89 | 246 | 152 | | |
| 5.00 | 2.37 | 158 | 97 | | |

| H[m] | D[m] | Max lux | Med lux | Beta=14.1°+14.1° | G=0.0 Max non a G |
|------|------|---------|---------|------------------|----------------------|
| 1.00 | 0.50 | 3938 | 2430 | | |
| 2.00 | 1.00 | 985 | 608 | | |
| 3.00 | 1.50 | 438 | 270 | | |
| 4.00 | 2.01 | 246 | 152 | | |
| 5.00 | 2.51 | 158 | 97 | | |