

Luminaire

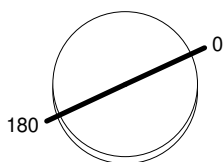
Code TB01322
Name VECTOR 20 TRK12 930 WF TITAN.

Measurement

Code FTS2102430-A
Name VECTOR 20 TRK12 930 WF TITAN.

Luminaire Flux	169 lm	Luminaire Power	3.5 W	Efficacy	48.400 lm/W	Efficiency	100.00%
Source Flux	169 lm	Maximum value	2818.87 cd/klm	Position	C=0.00 G=1.00	CG	Rotosymmetrical
Round Luminaire		Diam.	20 mm	Height	50 mm		
Round Luminous Area		Diam.	15 mm	Height	0 mm		
Horizontal Luminous Area		0.000177 m ²		Emitting area on Plane 180°		0.000000 m ²	
Emitting area on Plane 0°		0.000000 m ²		Emitting area on Plane 270°		0.000000 m ²	
Emitting area on Plane 90°		0.000000 m ²		Glare area at 76°		0.000043 m ²	
Coordinate system		CG		Symmetry Type		Rotosymmetrical	
Date		25-11-2025		Maximum Gamma Angle		180	
Measurement Distance		0.00		Measurement Flux		169 lm	
LED Flux=228lm LED Power=2W Eff=74% EfcLed=114lm/W EfcLum=48lm/W CCT=3000K Ra=90 SDCM=3 L70(6k)=36000h							
C.I.E.	98	100	100	100	100	D DIN 5040	A60
F UTE	--					B NBN	BZ 1

Diam=20mm



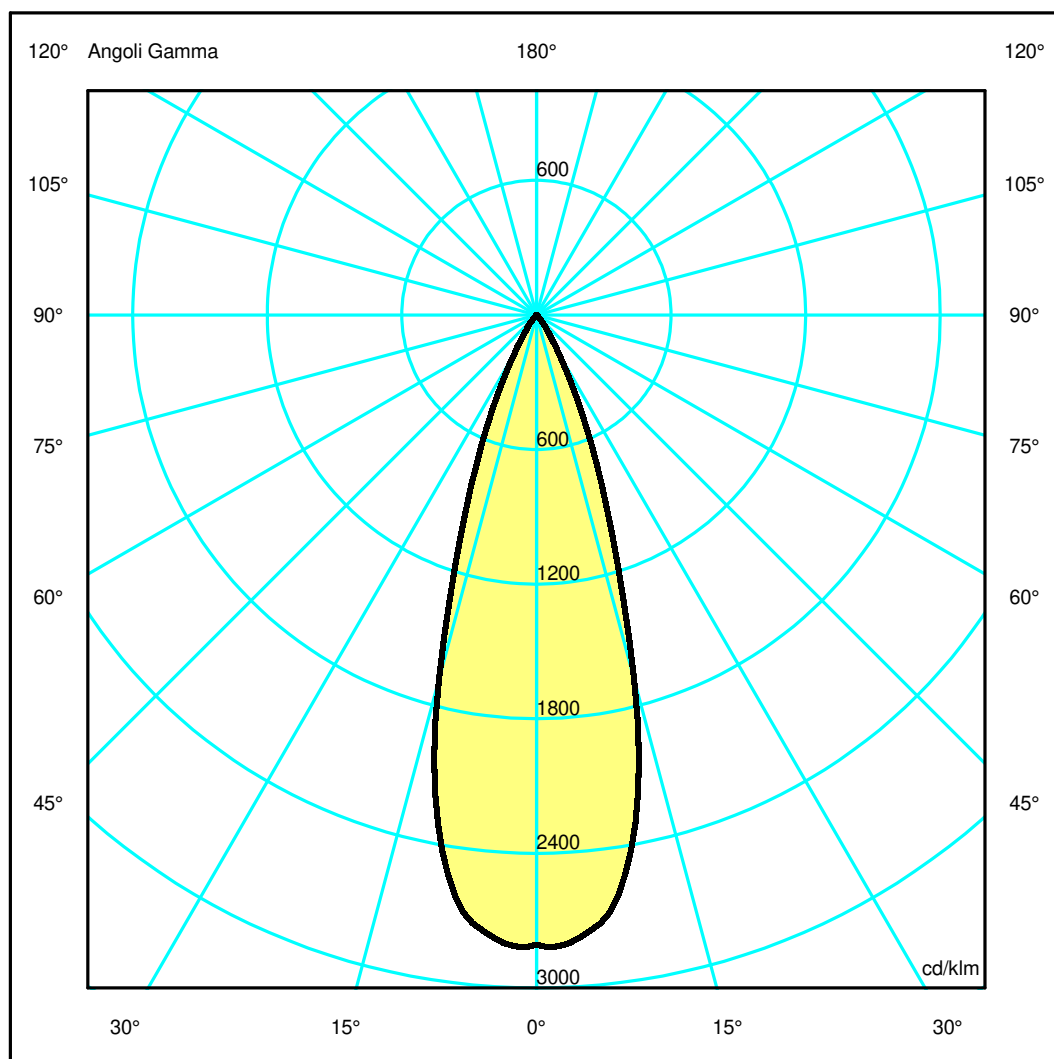
Semipiani C

180.0 ——— 0.0

ULOR 0.01 %

DLOR 99.99 %

RN 0.01 %



Luminaire

Code TB01322
Name VECTOR 20 TRK12 930 WF TITAN.

Measurem.

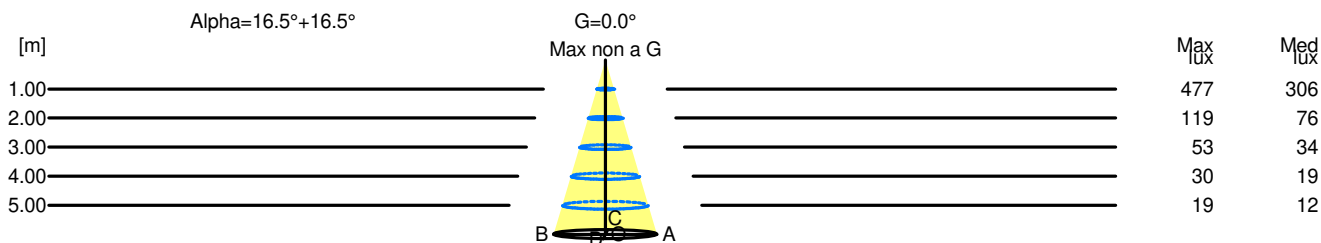
Code FTS2102430-A
Name VECTOR 20 TRK12 930 WF TITAN.

Luminaire Flux	169 lm	Luminaire Power	3.5 W	Efficacy	48.400 lm/W	Efficiency	100.00%
Source Flux	169 lm	Maximum value	2818.87 cd/klm	Position	C=0.00 G=1.00	CG	Rotosymmetrical
Round Luminaire		Diam.	20 mm	Height	50 mm		
Round Luminous Area		Diam.	15 mm	Height	0 mm		
Horizontal Luminous Area		0.000177 m2		Emitting area on Plane 180°		0.000000 m2	
Emitting area on Plane 0°		0.000000 m2		Emitting area on Plane 270°		0.000000 m2	
Emitting area on Plane 90°		0.000000 m2		Glare area at 76°		0.000043 m2	
Coordinate system		CG		Symmetry Type		Rotosymmetrical	
Date		25-11-2025		Maximum Gamma Angle		180	
Measurement Distance		0.00		Measurement Flux		169 lm	
LED Flux=228lm LED Power=2W Eff=74% EfcLed=114lm/W EfcLum=48lm/W CCT=3000K Ra=90 SDCM=3 L70(6k)=36000h							
C.I.E.	98	100	100	100	100	D DIN 5040	A60
F UTE	--					B NBN	BZ 1

Width at 50.00 % of Max Intensity

H[m]	1.00	2.00	3.00	4.00	5.00	H[m]	1.00	2.00	3.00	4.00	5.00
OA	0.30	0.59	0.89	1.18	1.48	OC	0.30	0.59	0.89	1.18	1.48
OB	0.30	0.59	0.89	1.18	1.48	OD	0.30	0.59	0.89	1.18	1.48

	Luminous Intensities [cd/klm]									
	0	5	15	25	35	45	55	65	75	85
OA	475.52	466.55	285.15	79.34	13.72	2.48	0.72	0.28	0.16	0.16
OB	475.52	466.55	285.15	79.34	13.72	2.48	0.72	0.28	0.16	0.16
OC	475.52	466.55	285.15	79.34	13.72	2.48	0.72	0.28	0.16	0.16
OD	475.52	466.55	285.15	79.34	13.72	2.48	0.72	0.28	0.16	0.16



H[m]	D[m]	Max lux	Med lux	Alpha=16.5°+16.5°	G=0.0 Max non a G
1.00	0.59	477	306		
2.00	1.18	119	76		
3.00	1.78	53	34		
4.00	2.37	30	19		
5.00	2.96	19	12		