

Luminaire

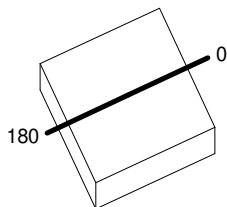
Code KZ51104+AP90300
Name kata metron pst spt 2x40 FL nro + Soft Filter

Measurem.

Code FTS2400446
Name kata metron pst spt 2x40 Dali 930 FL nro + Soft Filter

Luminaire Flux	410 lm	Luminaire Power	9.5 W	Efficacy	43.158 lm/W	Efficiency	100.00%
Source Flux	410 lm	Maximum value	3823.34 cd/klm	Position	C=0.00 G=0.00	CG	Rotosymmetrical
Rectangular Luminaire Round Luminous Area		Length Diam.	40 mm 33 mm	Width Height	40 mm 0 mm	Height	103 mm
Horizontal Luminous Area		0.000855 m2		Emitting area on Plane 180°		0.000000 m2	
Emitting area on Plane 0°		0.000000 m2		Emitting area on Plane 270°		0.000000 m2	
Emitting area on Plane 90°		0.000000 m2		Glare area at 76°		0.000207 m2	
Coordinate system		CG		Symmetry Type		Rotosymmetrical	
Date		21-06-2024		Maximum Gamma Angle		180	
Measurement Distance		0.00		Measurement Flux		410 lm	
LED Flux=867lm LED Power=8W Eff=47% EfcLed=110lm/W EfcLum=43lm/W CCT=3000K Ra=90 R9=50 SDCM=2 L70(9k)=50000h							
C.I.E.	97 99 100 100 100			D DIN 5040		A60	
F UTE	--			B NBN		BZ 1	

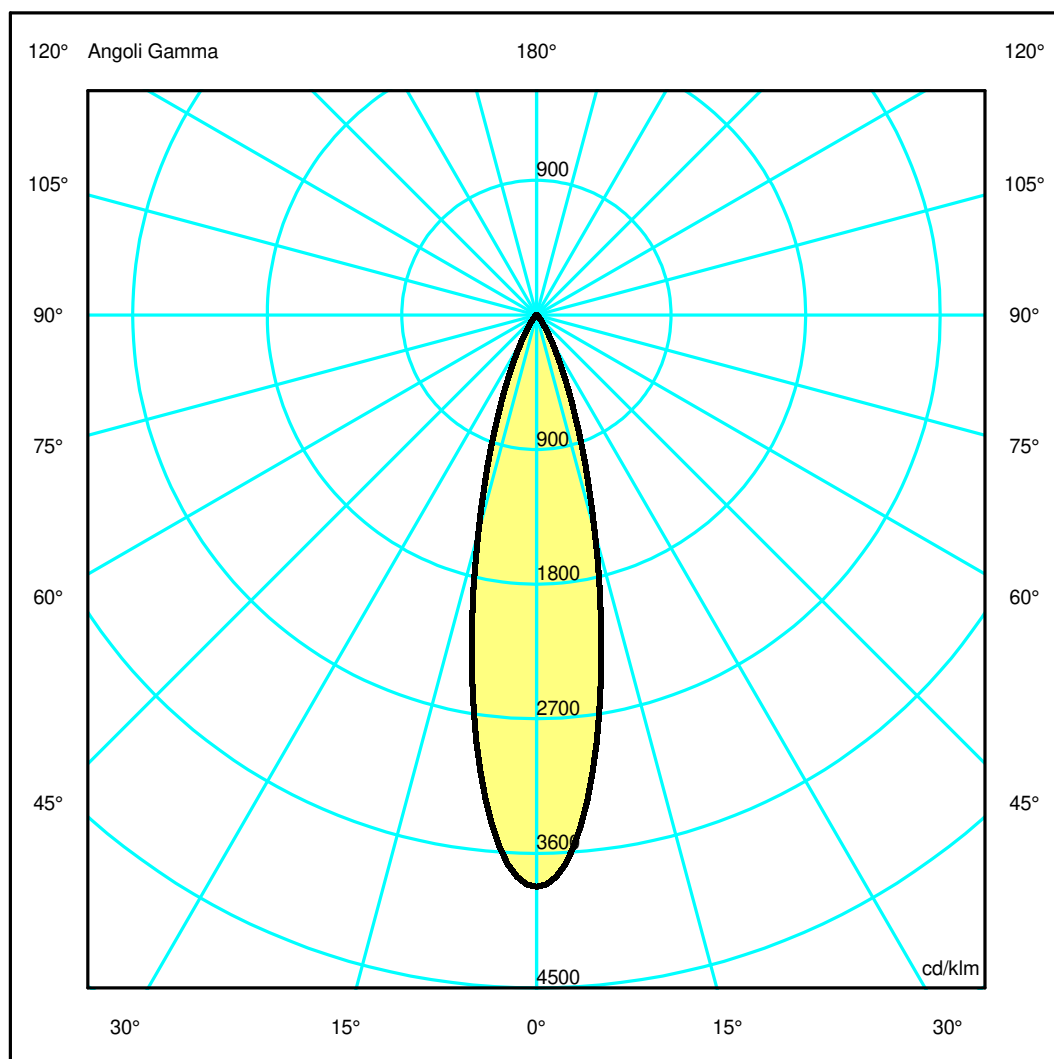
40mm x 40mm



Semipiani C

180.0 ——— 0.0

ULOR 0.00 %
DLOR 100.00 %
RN 0.00 %



Luminaire

Code KZ51104+AP90300
Name kata metron pst spt 2x40 Dali 930 FL nro + Soft Filter

Measurem.

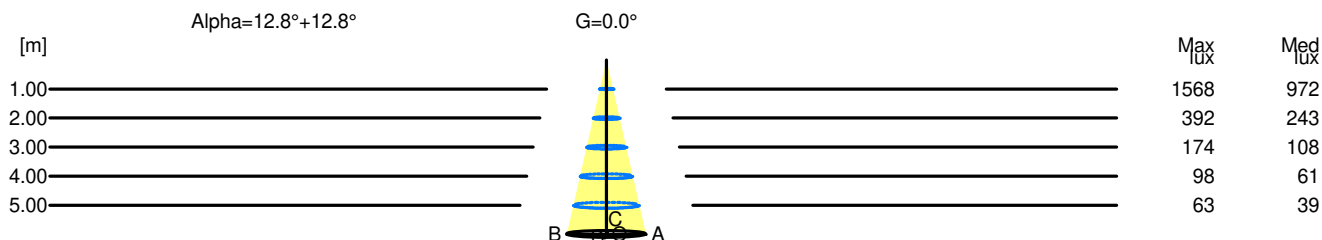
Code FTS2400446
Name kata metron pst spt 2x40 Dali 930 FL nro + Soft Filter

Luminaire Flux	410 lm	Luminaire Power	9.5 W	Efficacy	43.158 lm/W	Efficiency	100.00%
Source Flux	410 lm	Maximum value	3823.34 cd/klm	Position	C=0.00 G=0.00	CG Rotosymmetrical	
Rectangular Luminaire Round Luminous Area		Length Diam.	40 mm 33 mm	Width Height	40 mm 0 mm	Height	103 mm
Horizontal Luminous Area		0.000855 m2		Emitting area on Plane 180°		0.000000 m2	
Emitting area on Plane 0°		0.000000 m2		Emitting area on Plane 270°		0.000000 m2	
Emitting area on Plane 90°		0.000000 m2		Glare area at 76°		0.000207 m2	
Coordinate system		CG		Symmetry Type		Rotosymmetrical	
Date		21-06-2024		Maximum Gamma Angle		180	
Measurement Distance		0.00		Measurement Flux		410 lm	
LED Flux=867lm LED Power=8W Eff=47% EfcLed=110lm/W EfcLum=43lm/W CCT=3000K Ra=90 R9=50 SDCM=2 L70(9k)=50000h							
C.I.E. F UTE	97 99 100 100 100 --			D DIN 5040 B NBN	A60 BZ 1		

Width at 50.00 % of Max Intensity

H[m]	1.00	2.00	3.00	4.00	5.00	H[m]	1.00	2.00	3.00	4.00	5.00
OA	0.23	0.45	0.68	0.91	1.14	OC	0.23	0.45	0.68	0.91	1.14
OB	0.23	0.45	0.68	0.91	1.14	OD	0.23	0.45	0.68	0.91	1.14

	Luminous Intensities [cd/klm]									
	0	5	15	25	35	45	55	65	75	85
OA	1567.57	1403.61	618.31	168.02	37.08	8.74	2.89	1.59	0.80	0.21
OB	1567.57	1403.61	618.31	168.02	37.08	8.74	2.89	1.59	0.80	0.21
OC	1567.57	1403.61	618.31	168.02	37.08	8.74	2.89	1.59	0.80	0.21
OD	1567.57	1403.61	618.31	168.02	37.08	8.74	2.89	1.59	0.80	0.21



H[m]	D[m]	Max lux	Med lux	Alpha=12.8°+12.8°	G=0.0
1.00	0.45	1568	972		
2.00	0.91	392	243		
3.00	1.36	174	108		
4.00	1.82	98	61		
5.00	2.27	63	39		