

Luminaire

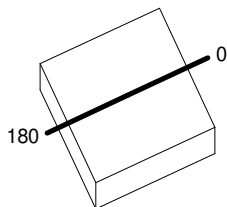
Code KZ63204
Name kata metron pst pnd 2x40 Dali 940 WF nro

Measurement

Code FTS2400456
Name kata metron pst pnd 2x40 Dali 940 WF nro

Luminaire Flux	580 lm	Luminaire Power	9.5 W	Efficacy	61.053 lm/W	Efficiency	100.00%
Source Flux	580 lm	Maximum value	3590.26 cd/klm	Position	C=0.00 G=0.00	CG	Rotosymmetrical
Rectangular Luminaire Round Luminous Area		Length Diam.	40 mm 33 mm	Width Height	40 mm 0 mm	Height	103 mm
Horizontal Luminous Area		0.000855 m2		Emitting area on Plane 180°		0.000000 m2	
Emitting area on Plane 0°		0.000000 m2		Emitting area on Plane 270°		0.000000 m2	
Emitting area on Plane 90°		0.000000 m2		Glare area at 76°		0.000207 m2	
Coordinate system		CG		Symmetry Type		Rotosymmetrical	
Date		21-06-2024		Maximum Gamma Angle		180	
Measurement Distance		0.00		Measurement Flux		580 lm	
LED Flux=929lm LED Power=8W Eff=62% EfcLed=118lm/W EfcLum=61lm/W CCT=4000K Ra=90 R9=50 SDCM=2 L70(9k)=50000h							
C.I.E.	98	100	100	100	100	D DIN 5040	A60
F UTE	--					B NBN	BZ 1

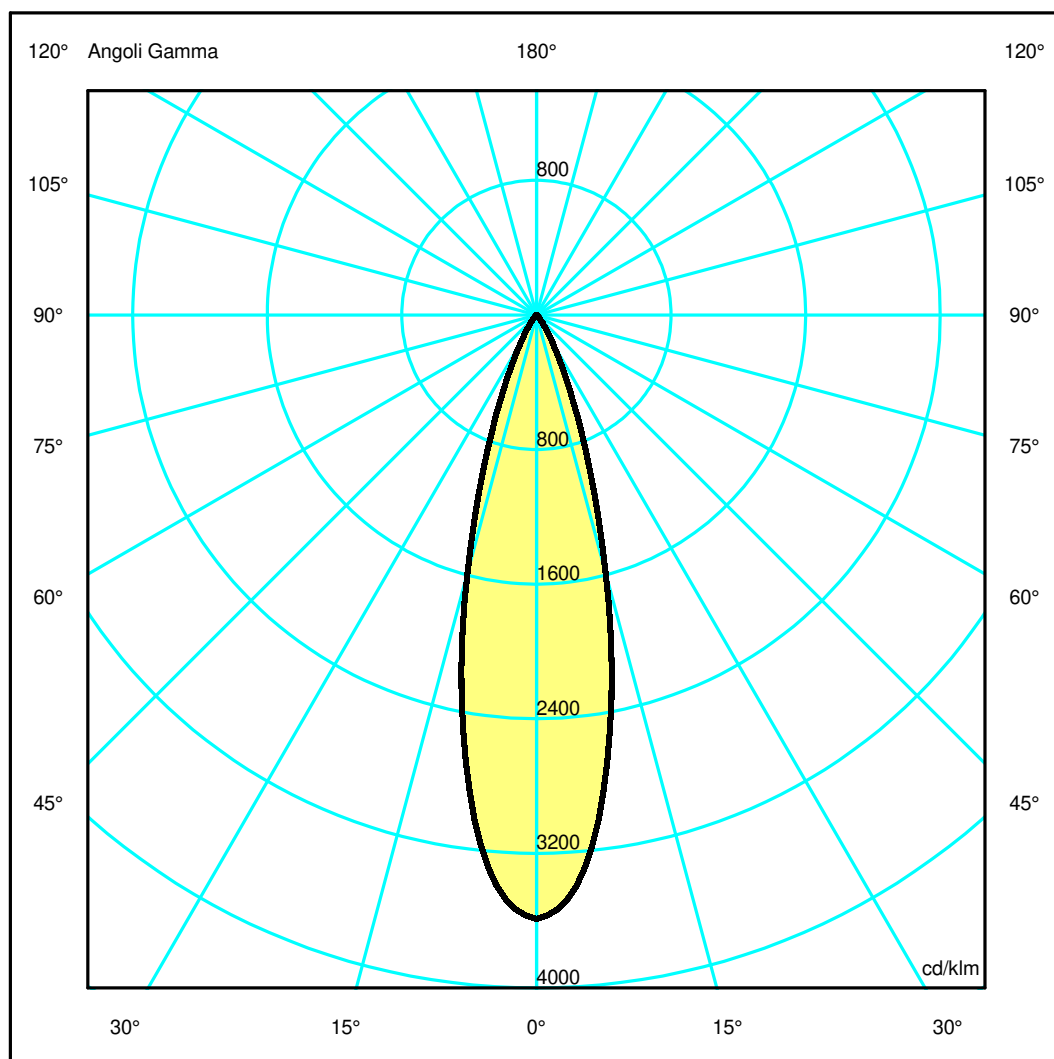
40mm x 40mm



Semipiani C

180.0 ——— 0.0

ULOR 0.00 %
DLOR 100.00 %
RN 0.00 %



Luminaire

Code KZ63204
Name kata metron pst pnd 2x40 Dali 940 WF nro

Measurem.

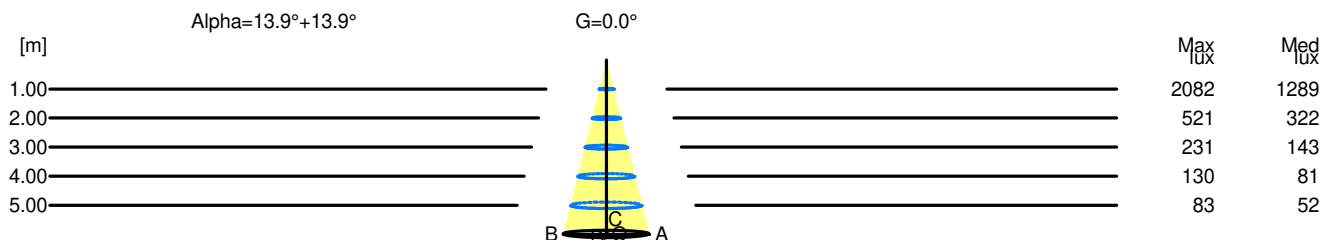
Code FTS2400456
Name kata metron pst pnd 2x40 Dali 940 WF nro

Luminaire Flux	580 lm	Luminaire Power	9.5 W	Efficacy	61.053 lm/W	Efficiency	100.00%
Source Flux	580 lm	Maximum value	3590.26 cd/klm	Position	C=0.00 G=0.00	CG Rotosymmetrical	
Rectangular Luminaire Round Luminous Area		Length Diam.	40 mm 33 mm	Width Height	40 mm 0 mm	Height	103 mm
Horizontal Luminous Area		0.000855 m2		Emitting area on Plane 180°		0.000000 m2	
Emitting area on Plane 0°		0.000000 m2		Emitting area on Plane 270°		0.000000 m2	
Emitting area on Plane 90°		0.000000 m2		Glare area at 76°		0.000207 m2	
Coordinate system		CG		Symmetry Type		Rotosymmetrical	
Date		21-06-2024		Maximum Gamma Angle		180	
Measurement Distance		0.00		Measurement Flux		580 lm	
LED Flux=929lm LED Power=8W Eff=62% EfcLed=118lm/W EfcLum=61lm/W CCT=4000K Ra=90 R9=50 SDCM=2 L70(9k)=50000h							
C.I.E. F UTE	98 100 100 100 100 --			D DIN 5040 B NBN	A60 BZ 1		

Width at 50.00 % of Max Intensity

H[m]	1.00	2.00	3.00	4.00	5.00	H[m]	1.00	2.00	3.00	4.00	5.00
OA	0.25	0.49	0.74	0.99	1.24	OC	0.25	0.49	0.74	0.99	1.24
OB	0.25	0.49	0.74	0.99	1.24	OD	0.25	0.49	0.74	0.99	1.24

	Luminous Intensities [cd/klm]									
	0	5	15	25	35	45	55	65	75	85
OA	2082.35	1911.66	922.66	239.80	49.05	10.86	2.78	0.48	0.00	0.00
OB	2082.35	1911.66	922.66	239.80	49.05	10.86	2.78	0.48	0.00	0.00
OC	2082.35	1911.66	922.66	239.80	49.05	10.86	2.78	0.48	0.00	0.00
OD	2082.35	1911.66	922.66	239.80	49.05	10.86	2.78	0.48	0.00	0.00



H[m]	D[m]	Max lux	Med lux	Alpha=13.9°+13.9°	G=0.0
1.00	0.49	2082	1289		
2.00	0.99	521	322		
3.00	1.48	231	143		
4.00	1.98	130	81		
5.00	2.47	83	52		