

Luminaire

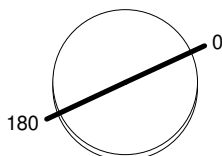
Code AX16104
Name HELGOLAND 160 FIX 3500K SP NRO

Measurement

Code FTS2500103
Name HELGOLAND 160 FIX 3500K SP NRO

Luminaire Flux	2141 lm	Luminaire Power	17.0 W	Efficacy	125.941 lm/W	Efficiency	100.00%
Source Flux	2141 lm	Maximum value	3521.74 cd/klm	Position	C=0.00 G=0.00	CG	Rotosymmetrical
Round Luminaire		Diam.	160 mm	Height	12 mm		
Round Luminous Area		Diam.	127 mm	Height	0 mm		
Horizontal Luminous Area		0.012668 m2		Emitting area on Plane 180°		0.000000 m2	
Emitting area on Plane 0°		0.000000 m2		Emitting area on Plane 270°		0.000000 m2	
Emitting area on Plane 90°		0.000000 m2		Glare area at 76°		0.003065 m2	
Coordinate system		CG		Symmetry Type		Rotosymmetrical	
Date		03-12-2024		Maximum Gamma Angle		180	
Measurement Distance		0.00		Measurement Flux		2141 lm	
LED Flux=3064lm LED Power=17W Eff=70% EfcLed=180lm/W EfcLum=126lm/W CCT=3500K Ra=90 R9=50 SDCM=3 L70(17k)=102000h							
C.I.E.	97 99 100 100 100			D DIN 5040	A60		
F UTE	1.00 A			B NBN	BZ 1		

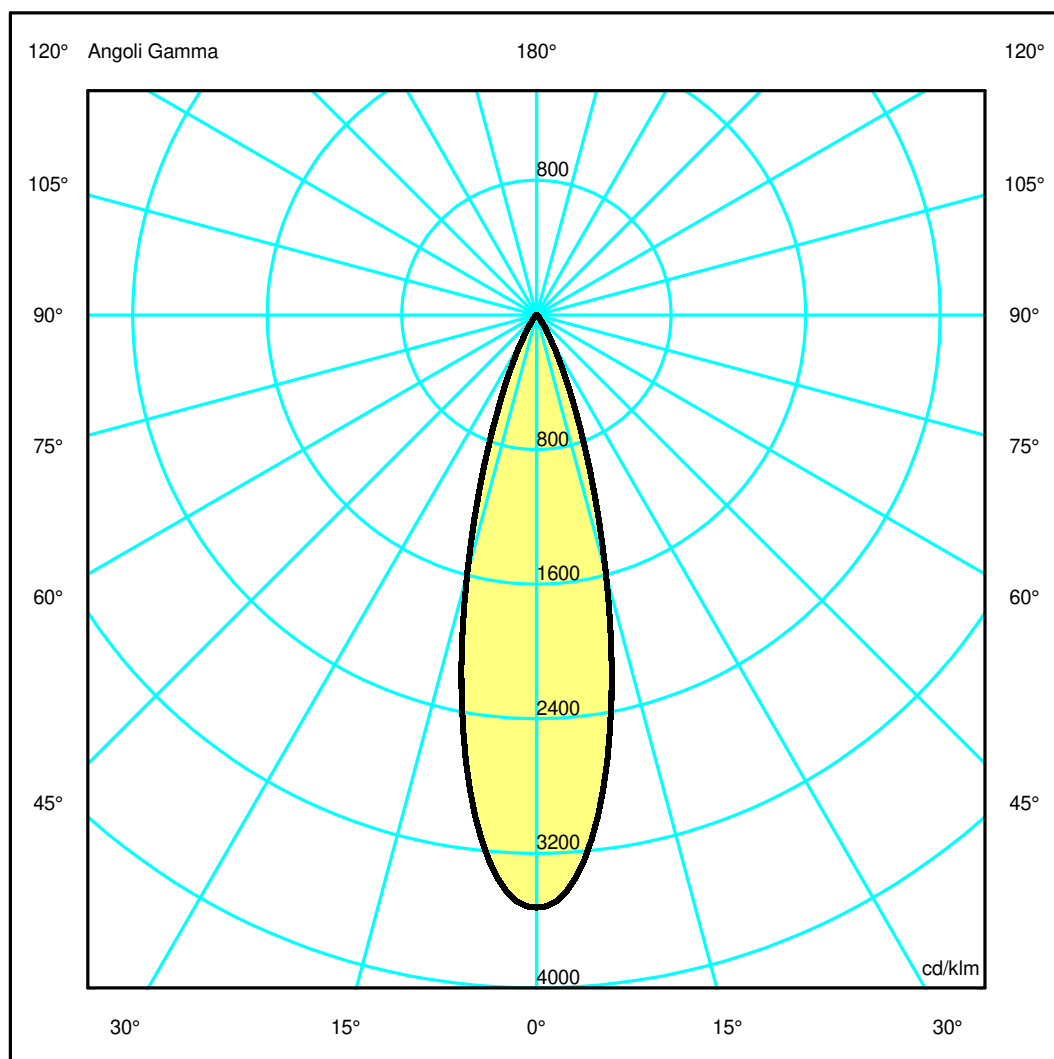
Diam=160mm



Semipiani C

180.0 ——— 0.0

ULOR 0.00 %
DLOR100.00 %
RN 0.00 %



Luminaire

Code AX16104
Name HELGOLAND 160 FIX 3500K SP NRO

Measurem.

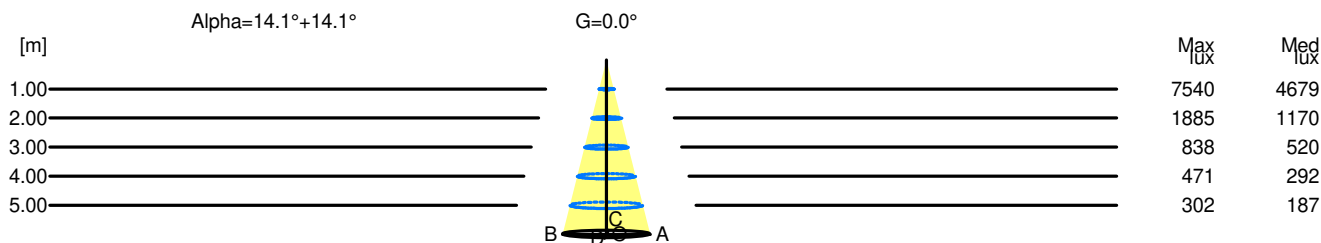
Code FTS2500103
Name HELGOLAND 160 FIX 3500K SP NRO

Luminaire Flux	2141 lm	Luminaire Power	17.0 W	Efficacy	125.941 lm/W	Efficiency	100.00%
Source Flux	2141 lm	Maximum value	3521.74 cd/klm	Position	C=0.00 G=0.00	CG Rotosymmetrical	
Round Luminaire		Diam.	160 mm	Height	12 mm		
Round Luminous Area		Diam.	127 mm	Height	0 mm		
Horizontal Luminous Area		0.012668 m2		Emitting area on Plane 180°		0.000000 m2	
Emitting area on Plane 0°		0.000000 m2		Emitting area on Plane 270°		0.000000 m2	
Emitting area on Plane 90°		0.000000 m2		Glare area at 76°		0.003065 m2	
Coordinate system		CG		Symmetry Type		Rotosymmetrical	
Date		03-12-2024		Maximum Gamma Angle		180	
Measurement Distance		0.00		Measurement Flux		2141 lm	
LED Flux=3064lm LED Power=17W Eff=70% EfcLed=180lm/W EfcLum=126lm/W CCT=3500K Ra=90 R9=50 SDCM=3 L70(17k)=102000h							
C.I.E.	97 99 100 100 100			D DIN 5040	A60		
F UTE	1.00 A			B NBN	BZ 1		

Width at 50.00 % of Max Intensity

H[m]	1.00	2.00	3.00	4.00	5.00	H[m]	1.00	2.00	3.00	4.00	5.00
OA	0.25	0.50	0.75	1.00	1.26	OC	0.25	0.50	0.75	1.00	1.26
OB	0.25	0.50	0.75	1.00	1.26	OD	0.25	0.50	0.75	1.00	1.26

	Luminous Intensities [cd/klm]									
	0	5	15	25	35	45	55	65	75	85
OA	7540.04	6962.29	3417.36	850.04	157.45	43.39	26.57	15.05	4.35	0.49
OB	7540.04	6962.29	3417.36	850.04	157.45	43.39	26.57	15.05	4.35	0.49
OC	7540.04	6962.29	3417.36	850.04	157.45	43.39	26.57	15.05	4.35	0.49
OD	7540.04	6962.29	3417.36	850.04	157.45	43.39	26.57	15.05	4.35	0.49



H[m]	D[m]	Max lux	Med lux	Alpha=14.1°+14.1°	G=0.0
1.00	0.50	7540	4679		
2.00	1.00	1885	1170		
3.00	1.51	838	520		
4.00	2.01	471	292		
5.00	2.51	302	187		