

Luminaire

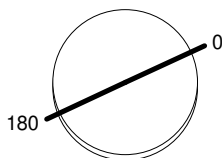
Code AX15401
Name HELGOLAND 160 FIX 3000K FL BCO

Measurement

Code FTS2600013.
Name HELGOLAND 160 FIX 3000K FL BCO

Luminaire Flux	2473 lm	Luminaire Power	17.0 W	Efficacy	145.471 lm/W	Efficiency	100.00%
Source Flux	2473 lm	Maximum value	2961.35 cd/klm	Position	C=0.00 G=0.00	CG	Rotosymmetrical
Round Luminaire		Diam.	160 mm	Height	12 mm		
Round Luminous Area		Diam.	143 mm	Height	0 mm		
Horizontal Luminous Area		0.016061 m2		Emitting area on Plane 180°		0.000000 m2	
Emitting area on Plane 0°		0.000000 m2		Emitting area on Plane 270°		0.000000 m2	
Emitting area on Plane 90°		0.000000 m2		Glare area at 76°		0.003885 m2	
Coordinate system		CG		Symmetry Type		Rotosymmetrical	
Date		02-04-2025		Maximum Gamma Angle		180	
Measurement Distance		0.00		Measurement Flux		2473 lm	
LED Flux=3064lm LED Power=17W Eff=81% EfcLed=180lm/W EfcLum=145lm/W CCT=3000K Ra=90 R9=50 SDCM=3 L70(17k)=102000h							
C.I.E.	88 96 99 100 100			D DIN 5040	A60		
F UTE	1.00 A			B NBN	BZ 1		

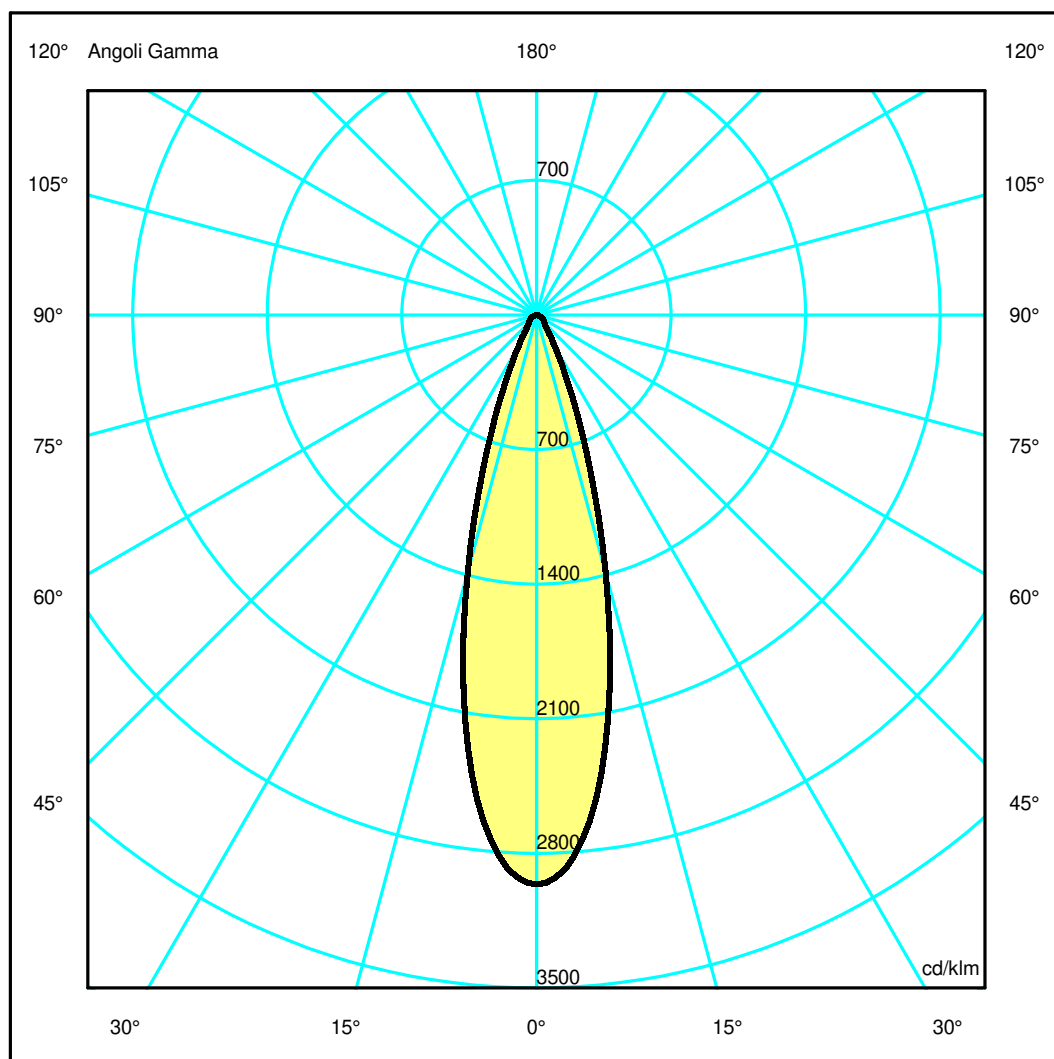
Diam=160mm



Semipiani C

180.0 ——— 0.0

ULOR 0.00 %
DLOR100.00 %
RN 0.00 %



Luminaire

Code AX15401
Name HELGOLAND 160 FIX 3000K FL BCO

Measur.

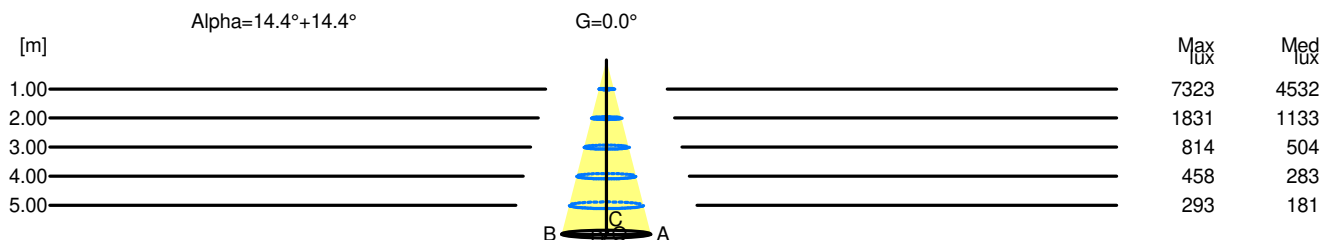
Code FTS2600013.
Name HELGOLAND 160 FIX 3000K FL BCO

Luminaire Flux	2473 lm	Luminaire Power	17.0 W	Efficacy	145.471 lm/W	Efficiency	100.00%
Source Flux	2473 lm	Maximum value	2961.35 cd/klm	Position	C=0.00 G=0.00	CG	Rotosymmetrical
Round Luminaire		Diam.	160 mm	Height	12 mm		
Round Luminous Area		Diam.	143 mm	Height	0 mm		
Horizontal Luminous Area		0.016061 m2		Emitting area on Plane 180°		0.000000 m2	
Emitting area on Plane 0°		0.000000 m2		Emitting area on Plane 270°		0.000000 m2	
Emitting area on Plane 90°		0.000000 m2		Glare area at 76°		0.003885 m2	
Coordinate system		CG		Symmetry Type		Rotosymmetrical	
Date		02-04-2025		Maximum Gamma Angle		180	
Measurement Distance		0.00		Measurement Flux		2473 lm	
LED Flux=3064lm LED Power=17W Eff=81% EfcLed=180lm/W EfcLum=145lm/W CCT=3000K Ra=90 R9=50 SDCM=3 L70(17k)=102000h							
C.I.E.	88 96 99 100 100			D DIN 5040	A60		
F UTE	1.00 A			B NBN	BZ 1		

Width at 50.00 % of Max Intensity

H[m]	1.00	2.00	3.00	4.00	5.00	H[m]	1.00	2.00	3.00	4.00	5.00
OA	0.26	0.51	0.77	1.02	1.28	OC	0.26	0.51	0.77	1.02	1.28
OB	0.26	0.51	0.77	1.02	1.28	OD	0.26	0.51	0.77	1.02	1.28

	Luminous Intensities [cd/klm]									
	0	5	15	25	35	45	55	65	75	85
OA	7323.43	6774.72	3428.78	947.15	266.63	140.16	105.99	65.16	30.50	7.22
OB	7323.43	6774.72	3428.78	947.15	266.63	140.16	105.99	65.16	30.50	7.22
OC	7323.43	6774.72	3428.78	947.15	266.63	140.16	105.99	65.16	30.50	7.22
OD	7323.43	6774.72	3428.78	947.15	266.63	140.16	105.99	65.16	30.50	7.22



H[m]	D[m]	Max lux	Med lux	Alpha=14.4°+14.4°	G=0.0
1.00	0.51	7323	4532		
2.00	1.02	1831	1133		
3.00	1.54	814	504		
4.00	2.05	458	283		
5.00	2.56	293	181		