Artemide®

INTEGRALIS®

A light for a safe environment



Artemide®

INTEGRALIS®

A light for a safe environment

PATENT OF INVENTION

Index

INTEGRALIS® The Human & Scientific Light 4

Light that defeats bacteria and viruses 6

A light for a safe environment 10

The right wavelength 14

The right dose 22

INTEGRALIS® eco-system 32

Materials resistance 41

The right light engine 42

INTEGRALIS® collection 44

UVC INTEGRALIS 92

INTEGRALIS® applications 104

INTEGRALIS® management 136



The Human & Scientific Light

INTEGRALIS®

INTEGRALIS® is an innovative light, perfectly integrated into the products of the Artemide collections, that sanitizes spaces.

INTEGRALIS® combines sanitizing efficacy with luminous performance and design beauty.

It also integrates itself in both the environments and moments of life by interpreting the rhythms and needs of mankind.

INTEGRALIS® is managed by Artemide App, a digital interaction system accessible to all.

INTEGRALIS® was born from Artemide's scientific and technological research and humanistic and social vision.

Environmental quality

INTEGRALIS® is a project that associates and integrates the visible and invisible spectral range in an innovative formula capable of regenerating the environmental qualities of the space.

It is a light spectrum that can act against pathogenic microorganisms in the environment by just illuminating them.

INTEGRALIS® is a range of lighting solutions that protect human health helping people to live spaces more safely.

Environmental quality extends today beyond the theme of perception and physiological well-being.

INTEGRALIS® reduces the microbiotic load of surfaces for a healthy space that takes care of everyday life.

PATENT OF INVENTION

Light that defeats Bacteria & Viruses

With the revolutionary technology INTEGRALIS®, Artemide provides a direct response to the current events of our time. In line with Artemide's humanistic and social values, INTEGRALIS® is a proprietary lighting solution that protects people's most valuable asset: their health.



NOT VISIBLE LIGHT

ULTRAVIOLET RAYS



Healty space

A light that supports our health through microbial control is one of the paths that Artemide research was developing as a natural continuation of its approach to Human Light.

A good light capable of combining functionality, efficiency, perceptual quality with an action that inhibits the growth and spread of pathogenic microorganisms is a concrete help in taking care of our health.
Immunity to antibiotics is an increasingly important issue for our daily life while, up to now, no photo oxidative stress resistant microorganisms have been selected.



VISIBLE LIGHT



NOT VISIBLE LIGHT

INFRA-RED RAYS



The selected frequencies of visible light inhibit the growth of bacteria, fungi and mold.
UV radiation acts against pathogenic microorganisms and viruses. The combination of these two emission spectra reaches a high efficacy of sanitization.
The result is achieved in full respect of people's safety and without causing damage to materials normally present in the room, thanks to the control intelligences it can incorporates.

UVC RADIATION



VIRUS
BACTERIA
FUNGI
MOLD
YEAST

The UV-C frequencies (200 nm - 280 nm) are active against viruses, bacteria and other pathogens but can also be harmful to humans, so they must be used only during people absence. They are not visible and therefore must be associated with intelligent management systems that ensure human safety. They can defeact pathogens in a very short time (seconds-minutes).

VIOLET LIGHT
(380/480 nm)



VIRUS
BACTERIA
FUNGI
MOLD
YEAST

The frequencies of blue-violet light (380 nm - 480 nm) are very effective against bacteria, fungi, molds and can act also on viruses. They are part of the visible spectrum and do not cause problems if used in people presence. They can defeat pathogens in a quite long time (hours).



A light for a safe environment

With INTEGRALIS®, Artemide makes surfaces safe using an excellent light quality for a good and comfortable perception.

Light to stay together

INTEGRALIS® allows you to live spaces in safety, it can also act in the presence of people and supports our activities with perfect light, with performances comparable to traditional products.

It is a light that guarantees a correct perception combined with different antimicrobial activities: preventing the Microbial growth and/or microorganisms inhibition.

Surface sanitization

The Antimicrobial action of INTEGRALIS® light depends on the irradiated energy dose at the different frequencies affecting the surface over time.

In addition, to determine the correct light performance in the design of INTEGRALIS® luminaires, the irradiance value is then calculated to ensure the achievement of the energy dose necessary to control the growth of several potential pathogenic microorganisms.

Light as energy for an Antimicrobial action

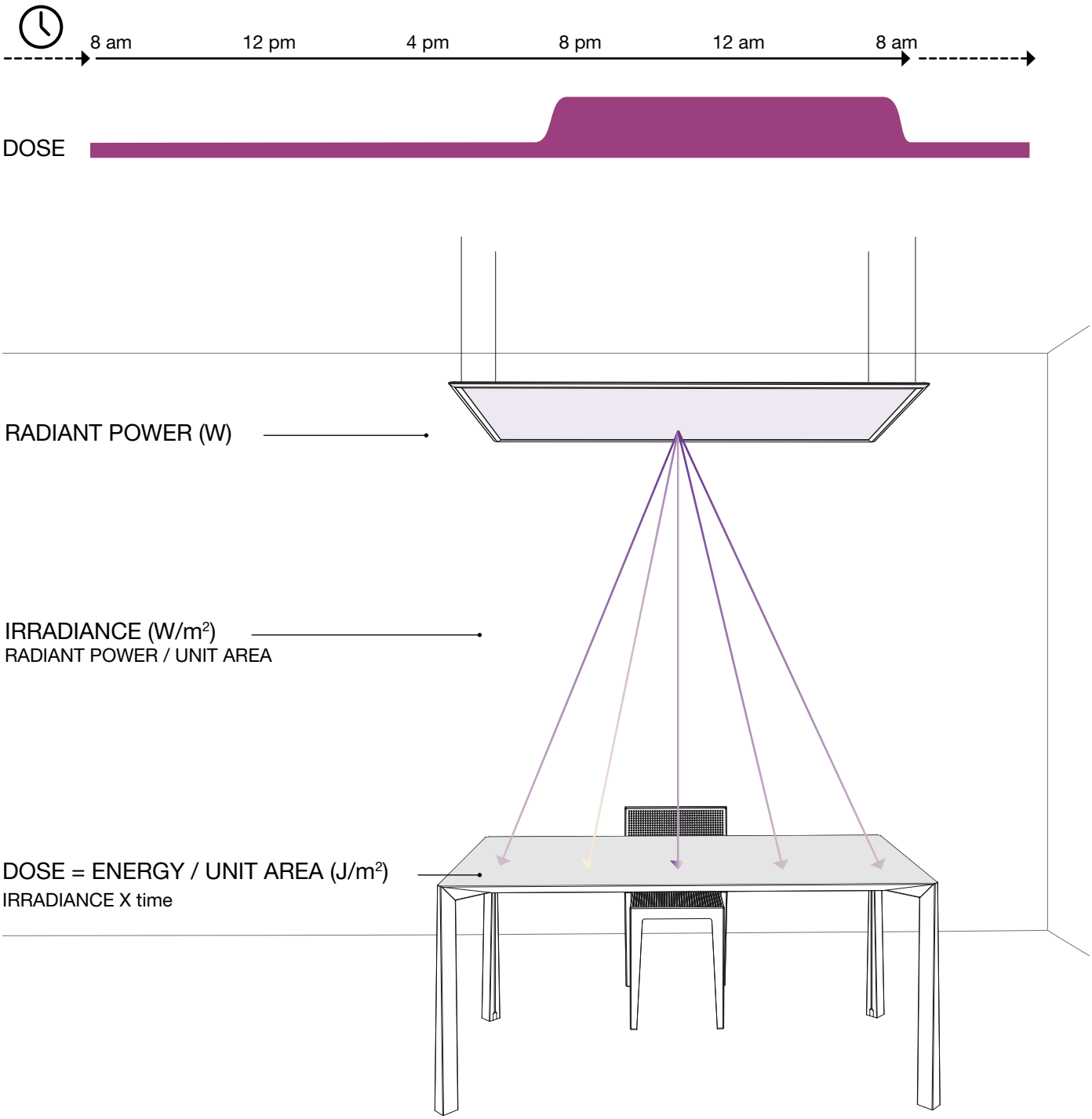

Note: Microorganisms on surfaces that are not directly exposed to INTEGRALIS® light (hidden or in shadows) will not be eliminated.

W/cm^2

IRRADIANCE

RADIANT POWER / UNIT AREA

the radiant power/unit area* to be irradiated in a certain time
to reach the desired microbial photoinactivation

* also used as mW/cm^2

t(s)

TIME

irradiation time to reach the desired microbial photoinactivation

J/cm^2

ENERGY DOSE

ENERGY / UNIT AREA

the necessary energy dose to achieve
inactivation of potential pathogenic
microorganisms



THE PERFECT QUALITY OF THE WHITE LIGHT

+

ANTIMICROBIAL PROPERTIES

The right wavelength

Violet photons prevent the growth and spread of pathogenic microorganisms such as bacteria, fungi and mold while totally unnoticed by the human eye, since INTEGRALIS® achieves a perfect balance of optimal visual comfort and Antimicrobial action.

Light + Antimicrobial action

Only specific light wavelengths have the right energy to act against microbial growing.
Indeed, at the violet-blue wavelength, light has an Antimicrobial action against pathogenic microorganisms while **not being offensive for people, pets and plants**.



VISIBLE LIGHT



380nm 780nm

Hypotethical mechanism of photo-oxidative stress induced by blue light in bacterial cells.

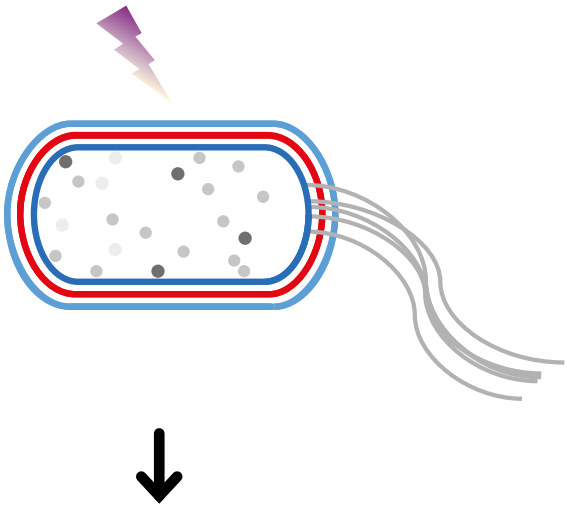

A. The irradiation of bacterial cell induces the activation of endogenous photosensitizer (grey dots).

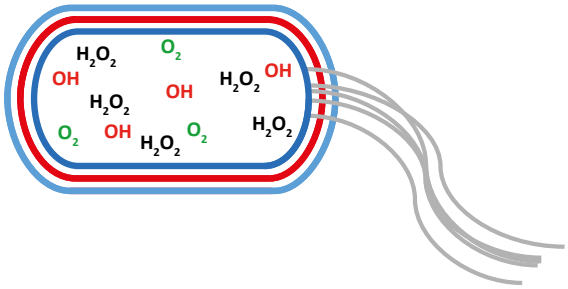

B. Arising of reactive oxygen species (ROS) such as hydrogen peroxide (H_2O_2), •OH (hydroxyl radical) and O_2 (superoxide anion).



C. Biomolecules degradation and, as a consequence, bacterial death.

Scheme of the microbiological effect of 405 nm light on bacteria.

Scientific know-how

In studying the effects of light on bacteria and viruses, Artemide has been supported by the expertise of specialized research institutes such as the University of Insubria and the University of Padua.

In addition to the knowledge of the scientific evidence on the effects of light on potential pathogenic microorganisms, these collaborations have contributed to transfer the scientific evidence into applied research to design and verify the proprietary technology INTEGRALIS®.

Microbiological action against bacteria

Researchers have hypothesized that violet-blue light may induce a photo-oxidative stress in several pathogenic bacterial species.

Bacterial endogenous molecules could be excited by violet-blue light and induce the rising of ROS (reactive oxygen species).

ROS, such as hydrogen peroxide and •OH (hydroxil radical), destroy macromolecules such as DNA, RNA, proteins, lipids and compromise the cellular integrity, causing bacterial death.

Microbiological action against viruses

Regarding viruses, in particular Sars-CoV2, scientific laboratory tests conducted by Artemide have shown that the wavelength 405 nm contributes to the reduction of the viral load.
Infact, within the first four hours time, by using blue-light the riduction is 35% bigger than the natural virus delay.

Effect of 405 nm light on the inactivation of biological agents

The use of visible light is one of the most disrupting and promising new antimicrobial approaches.
The scientific literature in fact in recent years has focused on the use of blue light as a possible approach for the reduction of biological contaminants. The need to control the diffusion of biological contaminants, such as prokaryotic microorganisms (bacteria), eukaryotic microorganisms (yeasts, fungi) and viruses is of fundamental importance in many types of application, including the healthcare, environmental, corporate, livestock and domestic settings.

405 nm light as a form of control for biological agents

Light in the violet-blue range (380 to 480 nm) in particular has been seen to be efficacious against a broad spectrum of microorganisms, including bacteria, yeasts and fungi. Its potential activity against viruses is being investigated, especially in the light of the current SARS-CoV-2 pandemic. The characteristics of visible light, such as its safety, ease of use and efficacy against many biological targets, make it a very interesting approach in a number of different settings. More specifically, 405 nm light is that which has shown the greatest antimicrobial potential.

Microorganisms characterizing an "indoor" environment

The study on the effect of 405 nm light was conducted on a panel of both Gram-positive and Gram-negative bacteria of interest to the scientific community as potential pathogens. This technique has therefore been studied related to its important implications for hospital disinfection applications and for the treatment of skin and odontostomatological infections. Considering the high potential of this technology, given also the contingent needs, the aim is the diffusion of an “antimicrobial Blue Light” (aBL) application in non-hospital “indoor” settings.
In particular, reference is made to offices, hospitality spaces and domestic environments.

Each domestic indoor environment is characterised by a particular biological fingerprint resulting from a combination of factors. First and foremost, indoor environments are affected by the outdoor environment (soil and air), indoor characteristics such as ventilation, the degree of humidity and the materials present, and, last but not least, the number of individuals and any pets present. It has been estimated that the dust inside a home can contain up to 500-1000 different microbial species that help make up the complex microbial community of an indoor environment. This community in turn influences the human microbiota and, consequently the state of health and illness (Shan et al, 2019). This makes it difficult to identify a microbial composition that is representative of the domestic environment.
A distinction can be made between the microorganisms commonly associated with humans (Streptococcaceae, Lactobacillaceae and Pseudomonadaceae) those associated with the environment (Intrasporangiaceae, Rhodobacteraceae) or both (Actinobacteria, Proteobacteria).

Generally speaking we can assume the following as the biological agents can be found in an indoor space as workplaces, schools and nursery schools:
- Bacteria: Legionella, Staphylococci, Enterobacteria, Streptococci, Enterococci, Gram-negative bacteria
- Fungi: Aspergillus app, Alternaria alternata
- Viruses: viruses responsible for influenza, respiratory tract diseases, gastroenteritis, rubella, mumps, chicken pox, mononucleosis, etc.

In addition to these pathogens, Artemide is also analyzing other bacteria, such as Pseudomonas aeruginosa, more typical of hospital environments and cause of numerous nosocomial infections.

Artemide INTEGRALIS® works on the photosensitive microbiological species, which are not 100% of the existing microbiological population.
For a more in-depth information take contact with the experts for the correct identification of the performances and the targets of interest.

Extract from the scientific report of the University of Insubria, Laboratory of Applied Microbiology-DB-SV, specifically edited for Artemide INTEGRALIS® applied research.



INTEGRALIS® is the frame of life and supports our sense of belonging to spaces



Space

ENVIRONMENTAL USE DESTINATION

People

PRESENCE & STAYING

Time

FOR ANTIMICROBIAL ACTION

Materials

ENVIRONMENTAL FINISHES

The right dose

As the percentage of the violet photons particles increases, the effect starts from an inhibition of bacterial growth to be intensified up to the point of complete bacteria elimination.

A scalable formula

INTEGRALIS® is an open platform, a scalable formula depending on
several variables.

INTEGRALIS® operates according to a parametric approach that offers a scientific and measured answer starting from four main parameters:

- Environment use destination
- People presence
- Time available for sanification
- Finishing materials

INTEGRALIS® follows the rhythm of life working on the concept of “dose”. A “dose” is the measure of the energy density to be applied to the environment surface depending on the variables above to determine the desired antimicrobial effects.

INTEGRALIS® adapts the antimicrobial activity according to the rhythm of permanence and absence of people in the spaces, to the type of environments and to the objective of the intervention.

Dose calibration

In spaces where the presence of people is constant during the day but interrupted in the evening, such as in offices or shops, museum and educational spaces, sanitization with maximum radiation intensity can be carried out during the night without occupancy.

In the same space, during the day, thanks to the special spectral component of the patented INTEGRALIS® technology it is possible to opt for a non-offensive emission to control bacterial growth and spread. This approach offers a perfect functional white light which, at the same time, is active against bacteria.

In spaces with a limited perimeter such as service areas, elevators, toilets, dressing rooms, halls and waiting rooms, where the permanence of people is temporary, you can choose a localized “intermittent” sanitization.

This method is activated and deactivated through presence sensors, acting only in people absence with greater intensity and in less time in order to guarantee both safety and sanitization of the space for each user.

INTEGRALIS® combined with traditional cleaning can lead over time to an incremental improvement of the environmental quality of the spaces.

Integrated antimicrobial effect

How can the violet light work in environments?

The antimicrobial effect of INTEGRALIS® visible light can operate according to a more traditional cleaning or episodic disinfection ensuring, over time, a lower environmental bacterial charge.

Depending on bacterial species and time exposure we can assume two different uses of violet-blue light related to its intensity:

DAY MODE
Operating in the background being integrated as a small percentage of the operative white light thus not affecting its quality and perception.

NIGHT MODE
Used alone applied at the maximum of its radiant power.



WHITE LIGHT

Discovery space square White - Violet INTEGRALIS case history - Workplace application



VIOLET-BLUE LIGHT



A.39 Controlled Emission Pure INTEGRALIS case history - Workplace application





Daytime 1



Daytime 1

INTEGRALIS® lighting performance is working in Microbial growth control mode in order to control the bacterial load while people presence during normal daily activities.

Daytime 2

Thanks to presence sensors, selected INTEGRALIS® lighting appliances are working in Antimicrobial action mode in order to eliminate the bacterial load in specific areas while people absence.



Case history of dose calibration - Workplace application



Nightime

10 pm 12 am 2 am 4 am 6 am 8 am



Daytime 2

Nightime

INTEGRALIS® is working completely in Antimicrobial action mode in order to eliminate the bacterial load while people absence all night long.

INTEGRALIS® eco-system

INTEGRALIS® follows the rhythm of life. It combines four independent solutions and can also benefit from the addition of a UV technology that reliably is able to kill viruses. The various tecnologies can be used individually or in combination one with the other depending on the intervention target, power, time, results and costs.

Safe lighting solutions

INTEGRALIS® is an open and versatile platform that includes different declinations and can be integrated into different products of the Artemide collection.

PURE INTEGRALIS is the most complete solution that combines Microbial growth control and Antimicrobial action with excellent efficiency and perceptive quality of light. The uniform broadbend spectrum allows a high color rendering index and thus a significant light quality.

WHITE-VIOLET INTEGRALIS combines white light with an emission in the violet frequencies that can activate a Microbial growth control or a Stronger Microbial growth control depending on the irradiance of the emissions.

WHITE INTEGRALIS offers a white emission for a perfect perception in accordance with the human presence and which at the same time combines an effect of bacterial growth containment.
It can vary in intensity and is available with a fixed CCT of 5000K.

VIOLET INTEGRALIS was created to combine an antimicrobial effect with a functional light already present or to intensify the effectiveness against pathogenic microorganisms in spaces where a quicker sanitizing intervention is required (ex bathrooms, dressing rooms...) due to a higher intermittance of human presence.

INTEGRALIS® can also include UVC, that operates in the absence of people in some applications.

VISIBLE LIGHT



THE GOOD LIGHT
TO SUPPORT
DAILY HUMAN ACTIVITIES

WHITE INTEGRALIS

WHITE - VIOLET INTEGRALIS

PURE INTEGRALIS

VIOLET INTEGRALIS

NOT VISIBLE LIGHT

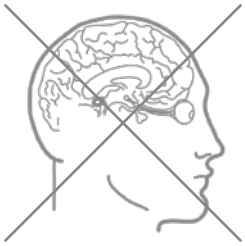

UVC INTEGRALIS

MICROBIAL GROWTH CONTROL



DAY MODE
DURING DAILY ACTIVITIES

ANTIMICROBIAL ACTION
& SANIFICATION

ENERGY DOSE

WHITE INTEGRALIS
5000K CRI 90

WHITE - VIOLET INTEGRALIS

PURE INTEGRALIS

VIOLET INTEGRALIS

UVC INTEGRALIS
250 / 280 nm

NIGHT MODE
DURING PEOPLE ABSENCE

White INTEGRALIS

- Microbial growth control.
- Full spectrum & good perception.
- Fixed 5000K color temperature.
- CRI 90.
- Dimmable (0-100%).
- Human presence ever allowed.

White - Violet INTEGRALIS

- Microbial growth control through white+violet emission with fixed percentage mix.
- Stronger Microbial growth control through total violet emission.
- Dimmable in Microbial growth control mode (0-100%).
- A prolonged human presence is allowed in Microbial growth control mode.
  It is not recommended in Stronger Microbial growth control mode.

Pure INTEGRALIS

- Microbial growth control with a perfect quality of the white light.
- Antimicrobial action through total violet emission.
- Dimmable in Microbial growth control mode (10-100%).
- Very high efficacy.
- A prolonged human presence is allowed only in Microbial growth control mode.
  It is not recommended in Antimicrobial action mode.
- Safety sensors are recommended during Antimicrobial action mode.

Violet INTEGRALIS

- Antimicrobial action.
- Not dimmable.
- A prolonged human presence is not recommended in Antimicrobial action mode.
- Safety sensors and/or locked ambient required.

UVC INTEGRALIS

- Sanification.
- Not dimmable.
- Available as pure UV-C and hybrid solution (white light + UV-C).
- Living beings presence is forbidden.
- Safety sensors are necessary.
- Possible damage of finishing materials.

Materials resistance

UV materials resistance

When applying INTEGRALIS® technology in living spaces, it is advisable to take into account the UV wavelength degradation effect, present to some extent, on the finishing materials of the environments.

Resistance to ultraviolet rays is defined as the ability of a material to resist UV radiation, which can have a strong impact on the appearance and mechanical properties of materials.

The possible changes in the materials, depending on the extent of their resistance to UV, can in fact impact on various aesthetic aspects (such as yellowing, discolouration, whitening of the surface with the formation of stress cracks and streaks) and/or a variation in the mechanical properties such as embrittlement, softening and deformation.

Artemide has carried out accelerated aging tests on the main materials, reproducing the damage caused by exposure to the wavelengths used in the PURE INTEGRALIS and UV-C technologies. The results of these tests have made it possible to determine guidelines for the identification of any critical applications based on the behaviour of the different families of materials studied. They also highlighted how visible radiation is less damaging or degrading than UV-C.

Metals: UV resistant thanks to the presence of free electrons that absorb energy from photons, so UV-C does not cause any chemical bond disassociation (instead typical of polymers).

Ceramics: UV resistant thanks to very strong chemical bonds that require very high energy levels to be broken.

Polymers: generally susceptible to UV degradation due to the presence of fairly weak covalent bonds, polymers with double C-C bonds are the most subjected to degradation.
The most frequent degradation mechanisms are photolysis (breaking the polymer chain) and the formation of radicals that can react in the presence of water or oxygen (hydrolysis or oxidation).
The deterioration can also affect the physical characteristics (eg ductibility, mechanical strength) or produce yellowing.

There are also paints with metals inside them (absorbing UV) that can protect polymers (still to be investigated).

In the development of an INTEGRALIS® project, Artemide can suggest materials that are, by their nature, more suitable for these exposures, even if a final comparison with the manufacturer of the materials themselves will be necessary to verify their compatibility of use.



The right light engine

Qualitative and quantitative balance between perception and energetic consumption

INTEGRALIS® is a light designed to return to appropriate places and feel safe together, its light as well as fighting pathogenic microorganisms is designed for the well-being of people who live in spaces respecting the planet.

For this reason, the entire INTEGRALIS® collection is developed and tested with respect to a regulation that provides qualitative and quantitative characteristics, in the internal laboratories in Artemide as well as using qualified external laboratories.

INTEGRALIS® products that offer the white light emission for normal daily activities have balanced efficiencies in compliance with the Eco-design legislation requirements for energetic consumption.

The quality of the light complies with the EN12464 standard, following what is indicated for color temperature and color rendering for the office environment.

Great attention is then referred to health and in particular to photobiological risk through the correspondence of all the frequencies emitted to the limits imposed by the standards:
IEC 62778
IEC 62471 (ACTINIC-UV, NEAR UV, BLUE-LIGHT, RETINAL THERMAL IR-RADIATION).

To ensure the safety of people according to the limits of the EU directive 2006/25, all products are qualified to provide the allowed minimum health and safety requirements regarding the exposure and the time of permanence under the appliances in "Microbial growth control" (DAY MODE) as well in "Antimicrobial action" (NIGHT MODE) according to the installation.



Discovery Space, Ernesto Gismondi

INTEGRALIS® collection

INTEGRALIS® can be integrated in a range of lamps and lighting systems from the Artemide collections. Luminaires such as Ilio, Pipe, Athena, Nur and Nur Acoustic, Discovery, A.39, Tagora, Sharp, Vector, Tolomeo LED, Vine Light combine distinctive design with optimal visual comfort and a sense of hygienic well-being. INTEGRALIS® is transversal in applications like Hospitality, Health & Hospitals, Workplaces, Wellness, Retail, Education, Sport, Connectivity, Transportation.

INTEGRALIS® collection

For each application field, the most suitable products have been identified to host the various INTEGRALIS® technologies and offer a complete range of solutions.

Starting from the necessary light, the antimicrobial energy was calibrated. Each INTEGRALIS® luminaire therefore offers a power balance between sanitizing efficiency and corresponding light performance.

Artemide's competence and know-how can then also be translated into customized project solutions through a dedicated consultancy.



Discovery Vertical e Discovery Space White - Violet INTEGRALIS, Ernesto Gismondi



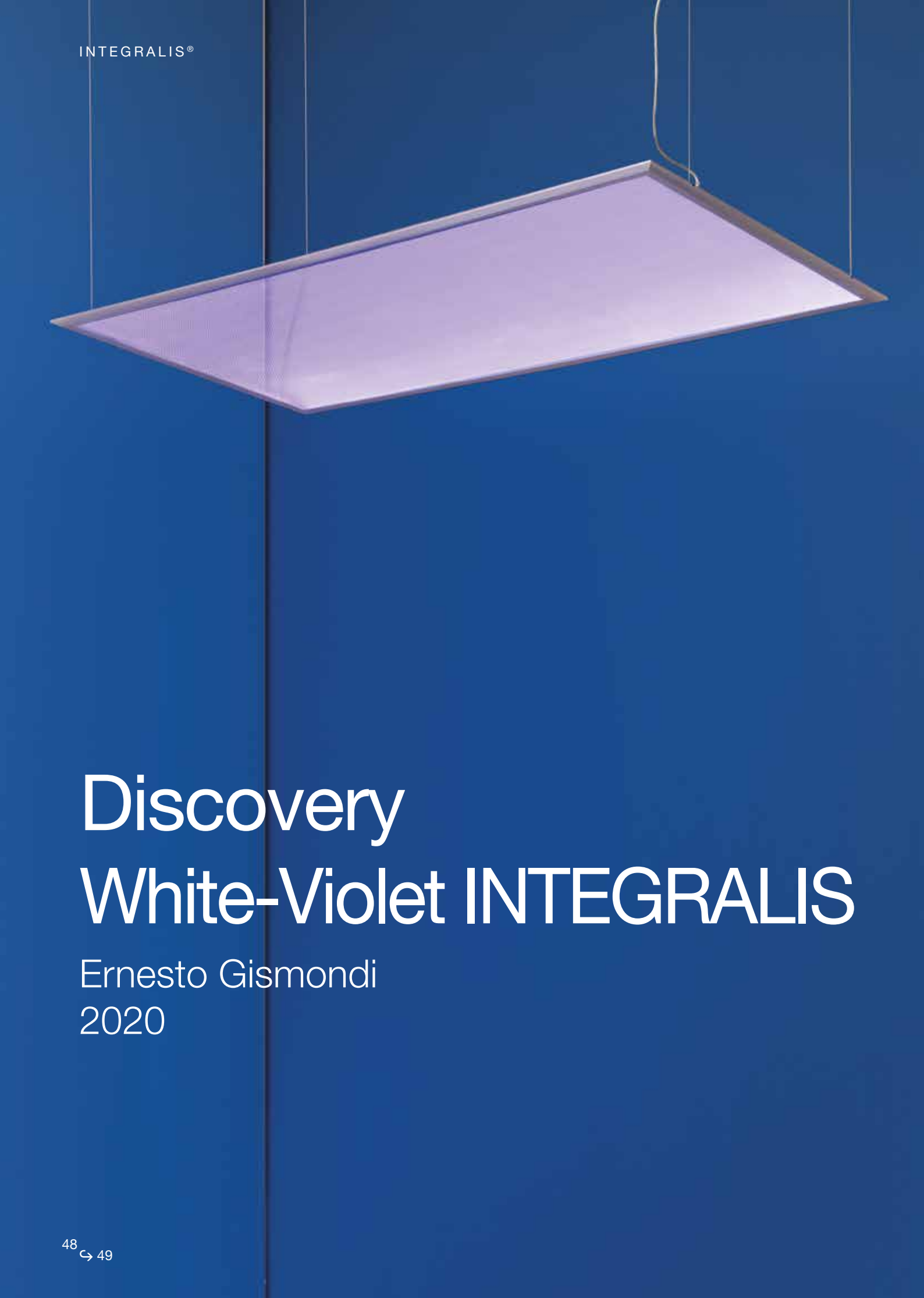

Discovery White-Violet INTEGRALIS

Ernesto Gismondi
2020

WHITE-VIOLET INTEGRALIS

Silver **10.** Black **30.** Brushed Bronze **60.** XF

Artemide App compatible.

MacAdam 3SDCM
L70 B50 60000h
L70 B50 20000h
CRI =80

IP20

Technical Data

DISCOVERY SPACE SQUARE 90x90cm

	W	Beam	Luminous Flux	Radiant Flux	CCT	CRI
DAY MODE	42 W	XF	1852 lm	1124 mW	2700 K	80
NIGHT MODE	42 W	XF	ND	3406 mW		

Artemide App
Code
20000.10/30/60**.IN1APP**



DISCOVERY SPACE RECTANGULAR 75x150cm

	W	Beam	Luminous Flux	Radiant Flux	CCT	CRI
DAY MODE	63 W	XF	2778 lm	1686 mW	2700 K	80
NIGHT MODE	63 W	XF	ND	5109 mW		

Artemide App
Code
20020.10/30/60**.IN1APP**



DISCOVERY VERTICAL Ø700

	W	Beam	Luminous Flux	Radiant Flux	CCT	CRI
DAY MODE	42 W	XF	1852 lm	1124 mW	2700 K	80
NIGHT MODE	42 W	XF	ND	3406 mW		

Artemide App
Code
19922.10/30/60**.IN1APP**



DISCOVERY VERTICAL Ø1000

	W	Beam	Luminous Flux	Radiant Flux	CCT	CRI
DAY MODE	60 W	XF	2646 lm	1606 mW	2700 K	80
NIGHT MODE	60 W	XF	ND	4866 mW		

Artemide App
Code
19932.10/30/60**.IN1APP**



DISCOVERY VERTICAL Ø1400

	W	Beam	Luminous Flux	Radiant Flux	CCT	CRI
DAY MODE	84 W	XF	3704 lm	2248 mW	2700 K	80
NIGHT MODE	84 W	XF	ND	6812 mW		

Artemide App
Code
19942.10/30/60**.IN1APP**



DISCOVERY FLOOR (40x157cm)

	W	Beam	Luminous Flux	Radiant Flux	CCT	CRI
DAY MODE	66 W	XF	2972 lm	1804 mW	2700 K	80
NIGHT MODE	66 W	XF	ND	5467 mW		

Artemide App
Code
20400.30**.IN1APP**



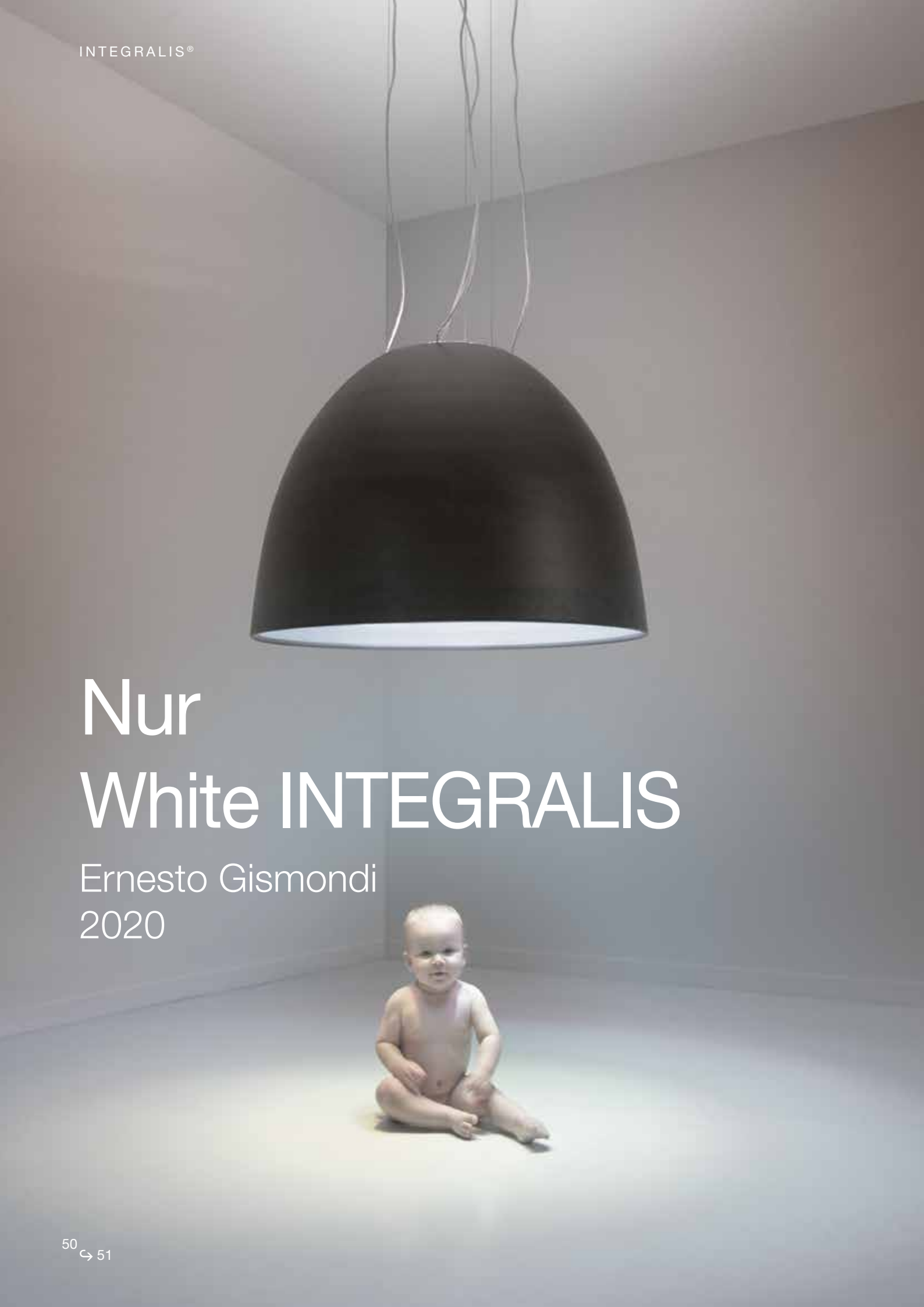

Nur White INTEGRALIS

Ernesto Gismondi 2020

WHITE INTEGRALIS

XF

*Artemide App compatible.

MacAdam 3SDCM
L80 (10K) 55000h
CRI =90
CCT (K) : 5000K

IP20

Technical Data

NUR LED - ANTHRACITE GREY

	W	Beam	Luminous Flux	Radiant Flux	CCT	CRI	Artemide App Code
DAY MODE	45 W	XF	2423 lm	1413 mW	5000 K	90	**A243300IN0APP***



NUR LED - ALUMINUM GREY

	W	Beam	Luminous Flux	Radiant Flux	CCT	CRI	Artemide App Code
DAY MODE	45 W	XF	2423 lm	1413 mW	5000 K	90	**A243310IN0APP***



NUR 1618 LED - ANTHRACITE GREY

	W	Beam	Luminous Flux	Radiant Flux	CCT	CRI	Code
DAY MODE	80 W	XF	4739 lm	2763 mW	5000 K	90	**A243200IN0**



NUR 1618 LED - ALUMINUM GREY

	W	Beam	Luminous Flux	Radiant Flux	CCT	CRI	Code
DAY MODE	80 W	XF	4739 lm	2763 mW	5000 K	90	**A243210IN0**





Nur Acoustic White INTEGRALIS

Ernesto Gismondi
2020

WHITE INTEGRALIS

XF

MacAdam 3SDCM
L80 (10K) 55000h
CRI =90
CCT (K) : 5000K

IP20

Technical Data

NUR ACOUSTIC GREY							Push dimmable
	W	Beam	Luminous Flux	Radiant Flux	CCT	CRI	Code
DAY MODE	80 W	XF	6733 lm	4553 mW	5000 K	90	**A243700IN0**



NUR ACOUSTIC WHITE							Push dimmable
	W	Beam	Luminous Flux	Radiant Flux	CCT	CRI	Code
DAY MODE	80 W	XF	6733 lm	4553 mW	5000 K	90	**A243720IN0**





Pipe
White INTEGRALIS

Herzog & de Meuron
2020

WHITE INTEGRALIS

XF

MacAdam 3SDCM
L80 (10K) 55000h
CRI =90
CCT (K) : 5000K

IP20

Technical Data

PIPE SUSPENSION							Push dimmable
	W	Beam	Luminous Flux	Radiant Flux	CCT	CRI	Code
DAY MODE	27 W	XF	2143 lm	1449 mW	5000 K	90	**0672010IN0A**



PIPE CEILING/WALL							Push dimmable
	W	Beam	Luminous Flux	Radiant Flux	CCT	CRI	Code
DAY MODE	27 W	XF	2143 lm	1449 mW	5000 K	90	**0671010IN0A**



PIPE FLOOR							Push on stem dimmable
	W	Beam	Luminous Flux	Radiant Flux	CCT	CRI	Code
DAY MODE	27 W	XF	2143 lm	1449 mW	5000 K	90	**0670010IN0A**



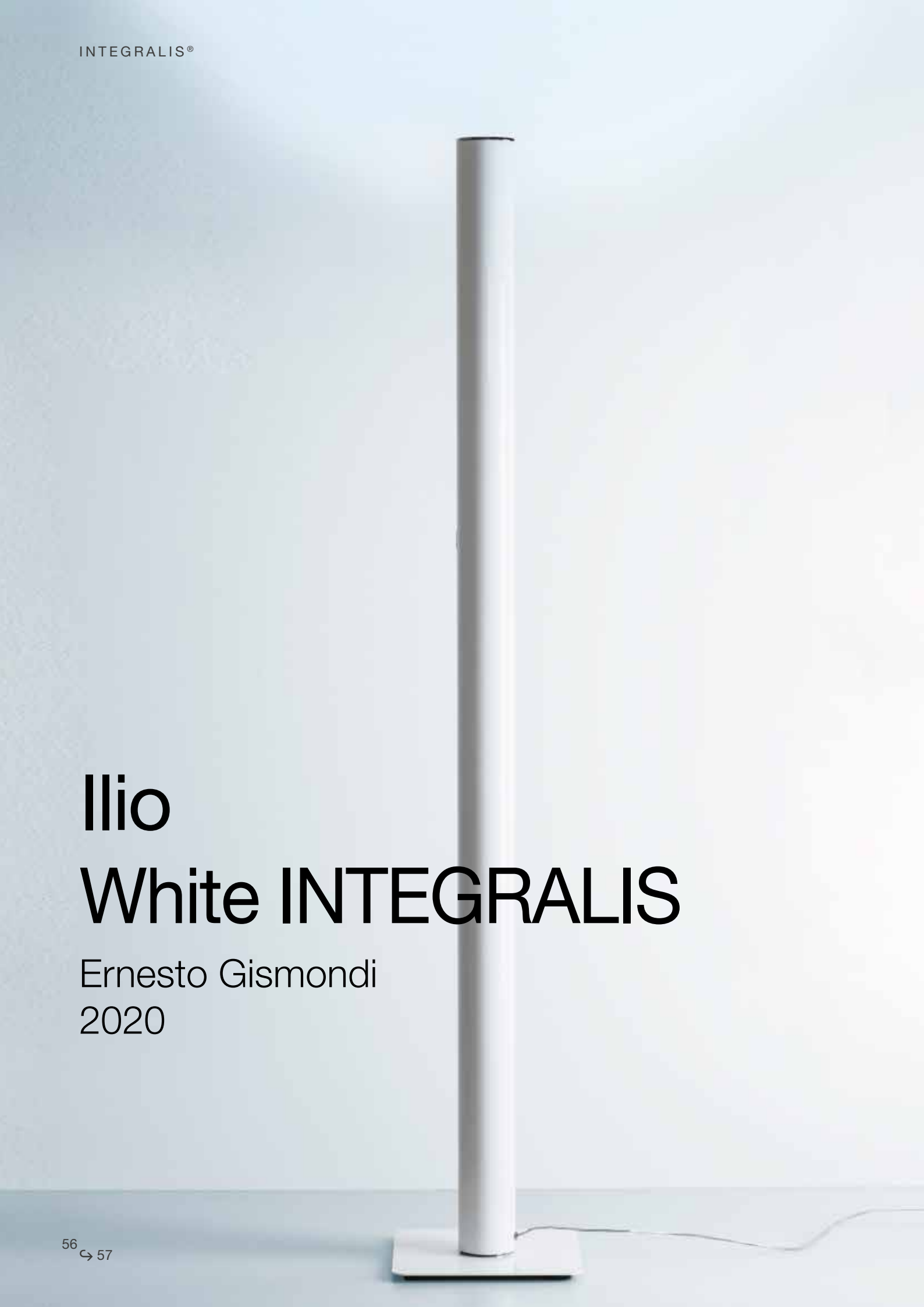

Ilio
White INTEGRALIS

Ernesto Gismondi
2020

WHITE INTEGRALIS

XF

Artemide App compatible.

MacAdam 3SDCM
L80 (10K) 55000h
CRI =90
CCT (K) : 5000K

IP20

Technical Data

ILIO RED	W	Beam	Luminous Flux	Radiant Flux	CCT	CRI	Push on stem dimmable Code
DAY MODE	45 W	XF	3920 lm	2651 mW	5000 K	90	**1640010IN0APP**



ILIO WHITE	W	Beam	Luminous Flux	Radiant Flux	CCT	CRI	Push on stem dimmable Code
DAY MODE	45 W	XF	3920 lm	2651 mW	5000 K	90	**1640020IN0APP**



ILIO GLOSSY BLACK	W	Beam	Luminous Flux	Radiant Flux	CCT	CRI	Push on stem dimmable Code
DAY MODE	45 W	XF	3920 lm	2651 mW	5000 K	90	**1640030IN0APP**



ILIO BLACK	W	Beam	Luminous Flux	Radiant Flux	CCT	CRI	Push on stem dimmable Code
DAY MODE	45 W	XF	3920 lm	2651 mW	5000 K	90	**1640080IN0APP**





Mimesi White INTEGRALIS

Carlotta de Bevilacqua
2021

WHITE INTEGRALIS

XF

Artemide App compatible.

MacAdam 3SDCM
L80 (10K) 55000h
CRI =90
CCT (K) : 5000K

IP20

Technical Data

MIMESI

Push on cord dimmable

	W	Beam	Luminous Flux	Radiant Flux	CCT	CRI	Code
DAY MODE	3 W + 42 W	XF	3887 lm	2629 mW	5000 K	90	**1835010IN0APP**



Athena
White INTEGRALIS

Naoto Fukasawa
2021

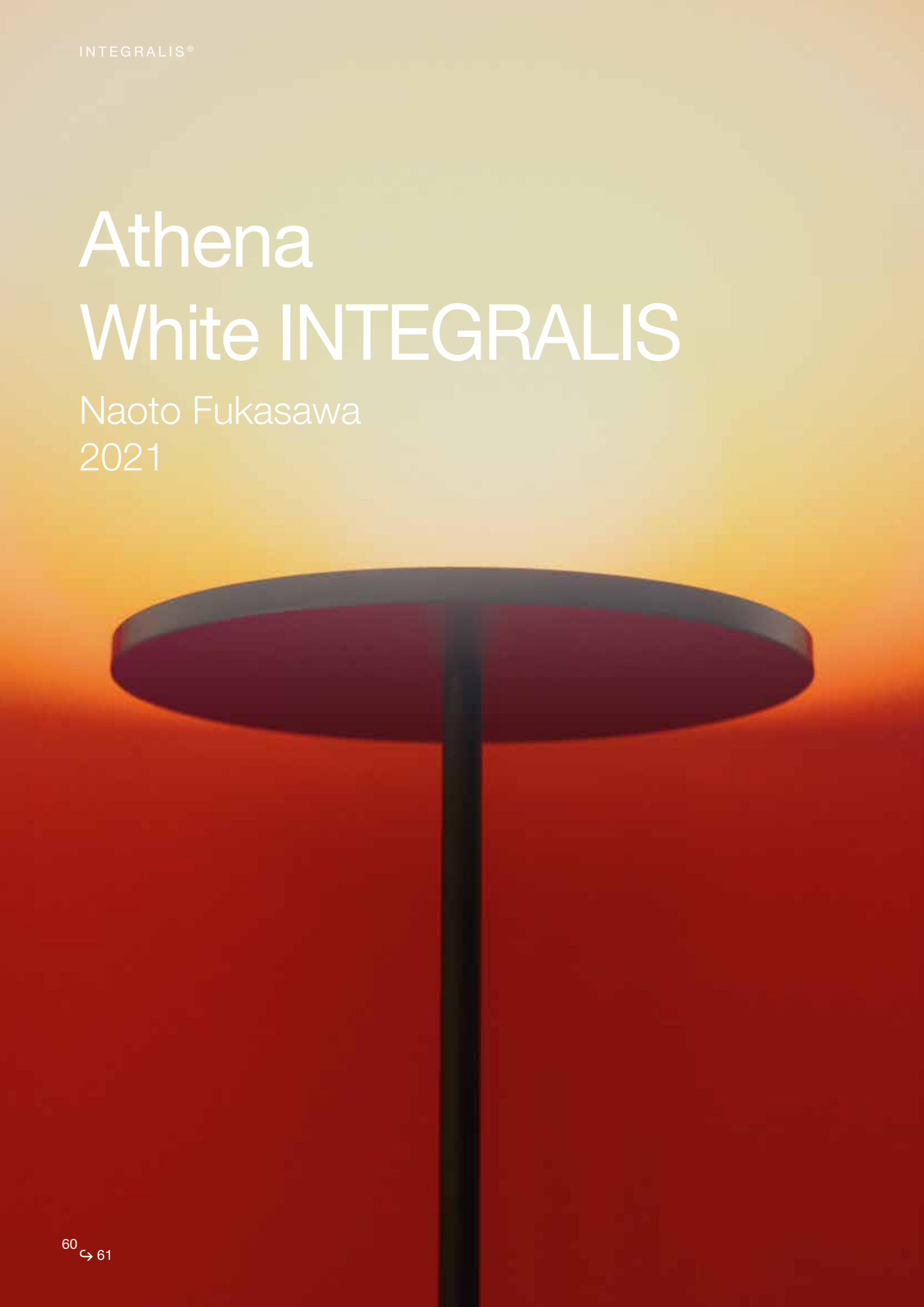

WHITE INTEGRALIS

XF

MacAdam 3SDCM
L80 (10K) 55000h
CRI =90
CCT (K) : 5000K

IP20

Technical Data

ATHENA BLACK							Push on stem dimmable
	W	Beam	Luminous Flux	Radiant Flux	CCT	CRI	Code
DAY MODE	44 W	XF	4106 lm	2777 mW	5000 K	90	**1833030IN0A**



ATHENA WHITE							Push on stem dimmable
	W	Beam	Luminous Flux	Radiant Flux	CCT	CRI	Code
DAY MODE	44 W	XF	4106 lm	2777 mW	5000 K	90	**1833020IN0A**



Pure INTEGRALIS TASK LIGHTS





Tolomeo LED
Pure INTEGRALIS

Michele De Lucchi, Giancarlo Fassina
2021

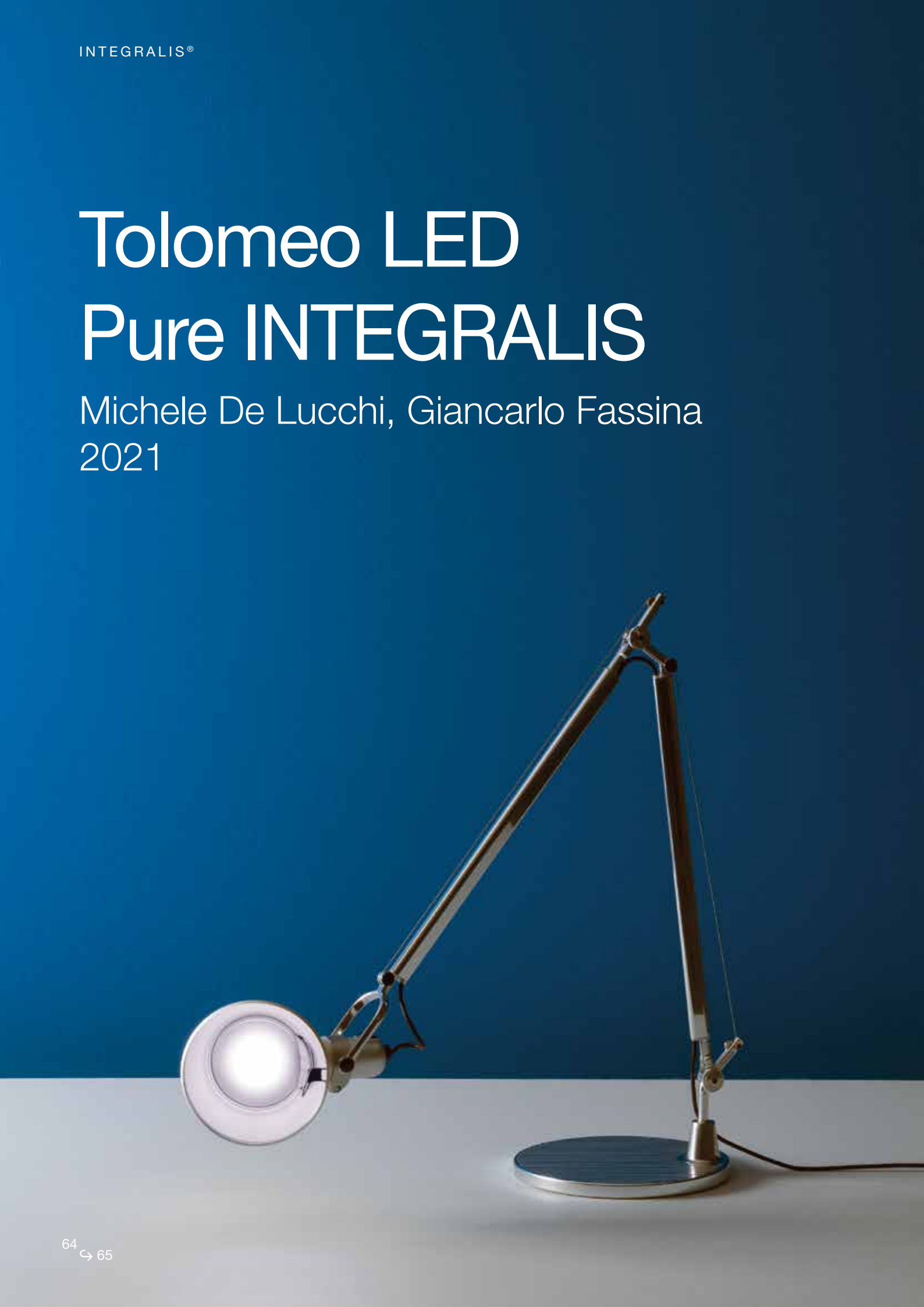

PURE INTEGRALIS

MacAdam 4SDCM
L80 (10K) 28500h
CRI =80
CCT (K) : 3600K

IP20

Technical Data

TOLOMEO LED	W	Beam	Luminous Flux	Radiant Flux	CCT	CRI	Push on head dimmable Code
DAY MODE	7 W	XF	483 lm	465 mW	3600 K	80	**A004800IN2**



Table version - Accessories	**Code**
 Table base ø cm. 23 - aluminum	**A004030**
 Table clamp - aluminum	**A004100**
 Desk fixed support - aluminum	**A004200**

Floor version - Accessories	**Code**
 Floor support - Aluminum	**A012820**
 Sliding support - Aluminum	**A014000**

Wall version - Accessories	**Code**
 Wall support - Aluminum	**A025150**

Vine Light
Pure INTEGRALIS

BIG - Bjarke Ingles Group
2022



PURE INTEGRALIS

MacAdam 4SDCM
L80 (10K) 28500h
CRI =82
CCT (K) : 3600K

IP20

Technical Data

VINE LIGHT

	W	Beam	Luminous Flux	Radiant Flux	CCT	CRI
DAY MODE	8 W	XF	675 lm	523 mW	3600 K	82

Touch on head dimmable

Code
1564030IN2A







A.39 INTEGRALIS

Carlotta de Bevilacqua
2020

WHITE INTEGRALIS

White	Black	Silver
01	**04**	**05**

Opal diffuser supplied separately.
Optional Artemide App interface supplied separately.
The App driver can not be controlled by DALI dimming system and viceversa.

MacAdam 3SDCM
L70(12K)=72000h
CRI = 90
* 1 DALI address
** 2 DALI addresses

IP20

Technical Data

A.39 DIFFUSED EMISSION - SUSPENSION, CEILING DIRECT EMISSION

		W	Luminous Flux	Radiant Flux	CCT	CRI	Dimmable DALI Code
1184 mm	DAY MODE	34 W	2975 lm	2052 mW	5000 K	90	**AT132.**01/04/05.**IN0***
1480 mm	DAY MODE	42 W	3719 lm	2565 mW	5000 K	90	**AT142.**01/04/05.**IN0***
2368 mm	DAY MODE	66 W	5950 lm	4104 mW	5000 K	90	**AT152.**01/04/05.**IN0***
2960 mm	DAY MODE	82 W	7437 lm	5129 mW	5000 K	90	**AT182.**01/04/05.**IN0***



A.39 DIFFUSED EMISSION - SUSPENSION DIRECT/INDIRECT EMISSION

			W	Luminous Flux	Radiant Flux	CCT	CRI	Dimmable DALI Code
1184 mm	DAY MODE	Direct emission	34 W	2975 lm	2052 mW	5000 K	90	**AT192.**01/04/05.**IN0***
		Indirect emission	23 W	2316 lm	1786 mW			
1480 mm	DAY MODE	Direct emission	42 W	3719 lm	2565 mW	5000 K	90	**AT222.**01/04/05.**IN0***
		Indirect emission	31 W	3088 lm	2382 mW			
2368 mm	DAY MODE	Direct emission	66 W	5950 lm	4104 mW	5000 K	90	**AT232.**01/04/05.**IN0****
		Indirect emission	50 W	4633 lm	3572 mW			
2960 mm	DAY MODE	Direct emission	82 W	7437 lm	5129 mW	5000 K	90	**AT242.**01/04/05.**IN0****
		Indirect emission	67 W	6177 lm	4763 mW			



Accessories suspension

	Code
Dimmable or APP Feeding kit including 2 suspension cables 2000 mm (5 poles)	**AT10500** **AT10500APP** (Up to 40 DALI addresses)
Mechanical joint including 1 suspension cable for system	**AT09500**
End cap kit (2 pcs)	**AT894.**01/04/05

Accessories ceiling

	Code
End cap kit (2 pcs)	**AT894.**01/04/05
Ceiling bracket and mechanical joint for system	**AT09501**
End ceiling bracket (2 pcs)	**AT09502**
BLL - DALI interface for Artemide App (with antenna, can be used to control with Artemide App up to 40 DALI driver)	**DV1054APP**

Opal diffuser in polycarbonate (suspension, ceiling)

Length	Code
1184 mm	**AT09505IN**
2368 mm	**AT09506IN**
2960 mm	**AT09507IN**
10000 mm roll	**AT10000IN**

WHITE INTEGRALIS

White	Black	Silver
01	**04**	**05**

Screens supplied separately.

Artemide App interface supplied separately. The App driver can not be controlled by DALI dimming system and viceversa.

MacAdam 3SDCM
Life L80 (10K) 55000h
CRI = 90

* 1 DALI address
** 2 DALI addresses

IP20

Technical Data

A.39 CONTROLLED EMISSION - SUSPENSION, CEILING DIRECT EMISSION

		W	Luminous Flux	Radiant Flux	CCT	CRI	Dimmable DALI Code
1184 mm	DAY MODE	34 W	1495 lm	1083 mW	5000 K	90	**AT136**.01/04/05.**IN0***
1480 mm	DAY MODE	42 W	1869 lm	1354 mW	5000 K	90	**AT146**.01/04/05.**IN0***
2368 mm	DAY MODE	66 W	2990 lm	2166 mW	5000 K	90	**AT156**.01/04/05.**IN0***
2960 mm	DAY MODE	82 W	3737 lm	2708 mW	5000 K	90	**AT186**.01/04/05.**IN0***



A.39 CONTROLLED EMISSION - SUSPENSION DIRECT/INDIRECT EMISSION

			W	Luminous Flux	Radiant Flux	CCT	CRI	Dimmable DALI Code
1184 mm	DAY MODE	Direct emission	34 W	1495 lm	1083 mW	5000 K	90	**AT196**.01/04/05.**IN0***
		Indirect emission	23 W	2316 lm	1786 mW			
1480 mm	DAY MODE	Direct emission	42 W	1869 lm	1354 mW	5000 K	90	**AT226**.01/04/05.**IN0***
		Indirect emission	31 W	3088 lm	2382 mW			
2368 mm	DAY MODE	Direct emission	66 W	2990 lm	2166 mW	5000 K	90	**AT236**.01/04/05.**IN0****
		Indirect emission	50 W	4633 lm	3572 mW			
2960 mm	DAY MODE	Direct emission	82 W	3737 lm	2708 mW	5000 K	90	**AT246**.01/04/05.**IN0****
		Indirect emission	67 W	6177 lm	4763 mW			



Accessories suspension

	Code
Dimmable or APP Feeding kit including 2 suspension cables 2000 mm (5 poles)	AT10500 AT10500APP (Up to 40 DALI addresses
Mechanical joint including 1 suspension cable for system	AT09500
End cap kit (2 pcs)	**AT895**.01/04/05

Accessories ceiling

	Code
End cap kit (2 pcs)	**AT895.**01/04/05
Ceiling bracket and mechanical joint for system	AT09501
End ceiling bracket (2 pcs)	AT09502
BLL - DALI interface for Artemide App (with antenna, can be used to control with Artemide App up to 40 DALI driver)	DV1054APP

Optic

Length	Code
1184 mm (4 pcs)	M186700IN
1480 mm (5 pcs)	AT09900IN

Length	Screen quantity to order
1184 mm	1 M186700IN
1482 mm	1 AT09900IN
2368 mm	2 M186700IN
2960 mm	2 AT09900IN

PURE INTEGRALIS

White **01** | Black **04** | Silver **05**

Opal diffuser supplied separately.
Artemide App electronic driver included.

Life L70 28400h
CRI = 80
CCT= 3600 K

IP20

Technical Data

A.39 DIFFUSED EMISSION - SUSPENSION, CEILING DIRECT EMISSION*



		W	Luminous Flux	Radiant Flux	CCT	CRI	Artemide App Code
1184 mm	DAY MODE	39 W	3007 lm	4544 mW	3600 K	80	**AT132.**01/04/05.**IN2APP**
	NIGHT MODE	54 W	ND	14022 mW			
1480 mm	DAY MODE	49 W	3759 lm	5681 mW	3600 K	80	**AT142.**01/04/05.**IN2APP**
	NIGHT MODE	68 W	ND	17528 mW			
2368 mm	DAY MODE	78 W	6014 lm	9090 mW	3600 K	80	**AT152.**01/04/05.**IN2APP**
	NIGHT MODE	108 W	ND	28044 mW			
2960 mm	DAY MODE	97 W	7518 lm	11362 mW	3600 K	80	**AT182.**01/04/05.**IN2APP**
	NIGHT MODE	135 W	ND	35056 mW			

A.39 DIFFUSED EMISSION - SUSPENSION DIRECT/INDIRECT EMISSION*



			W	Luminous Flux	Radiant Flux	CCT	CRI	Artemide App Code
1184 mm	DAY MODE	Direct emission	39 W	3007 lm	4544 mW	3600 K	80	**AT192.**01/04/05.**IN2APP**
		Indirect emission	23 W	2807 lm				
	NIGHT MODE		54 W	ND	14022 mW			
1480 mm	DAY MODE	Direct emission	49 W	3759 lm	5681 mW	3600 K	80	**AT222.**01/04/05.**IN2APP**
		Indirect emission	31 W	3742 lm				
	NIGHT MODE		68 W	ND	17528 mW			
2368 mm	DAY MODE	Direct emission	78 W	6014 lm	9090 mW	3600 K	80	**AT232.**01/04/05.**IN2APP**
		Indirect emission	50 W	5613 lm				
	NIGHT MODE		108 W	ND	28044 mW			
2960 mm	DAY MODE	Direct emission	97 W	7518 lm	11362 mW	3600 K	80	**AT242.**01/04/05.**IN2APP**
		Indirect emission	67 W	7484 lm				
	NIGHT MODE		135 W	ND	35056 mW			

Opal diffuser (suspension, ceiling)

Length	Code
1184 mm	**AT09505IN**
2368 mm	**AT09506IN**
2960 mm	**AT09507IN**
10000 mm roll	**AT10000IN**

Accessories suspension

	Code
Undimmable Feeding kit including 2 suspension cables 2000 mm (3 poles)	**AT10400**
Mechanical joint including 1 suspension cable for system	**AT09500**
End cap kit (2 pcs)	**AT894.**01/04/05

Accessories ceiling

	Code
End cap kit (2 pcs)	**AT894.**01/04/05
Ceiling bracket and mechanical joint for system	**AT09501**
End ceiling bracket (2 pcs)	**AT09502**

Optional control devices - BLL wireless switch



Device for switching and controlling Artemide App products.
Max N.3 inputs for external push buttons.
Max 1 m distance.
Mains power supply required.
To be installed inside flush mounting boxes or junction boxes.

Code **DV1080APP**



Device for switching and controlling Artemide App products.
Pure Integralis: N.2 inputs for external push buttons to enable/ disable Antimicrobial action mode. N.1 input to control security ring.
Installation as indipendent use. Max 15 m distance.
Mains power supply required.

DV1101APP

* ONLY for professional use: contact qualified Artemide personnel to evaluate and validate the applicability in compliance with the minimum installation requirements. Coordination with environmental safety systems and sensors required. Installation must only be performed by qualified personnel. For further information contact Artemide.

PURE INTEGRALIS

White **01** | Black **04** | Silver **05**

Screens supplied separately.
Artemide App electronic driver included.

Life L70 28400h
CRI = 80
CCT= 3600 K

IP20

Technical Data

A.39 CONTROLLED EMISSION - SUSPENSION, CEILING DIRECT EMISSION*



		W	Luminous Flux	Radiant Flux	CCT	CRI	Artemide App Code
1184 mm	DAY MODE	39 W	1653 lm	2345 mW	3600 K	80	AT136.01/04/05.IN2APP
	NIGHT MODE	55 W	ND	6092 mW			
1480 mm	DAY MODE	49 W	2066 lm	2931 mW	3600 K	80	AT146.01/04/05.IN2APP
	NIGHT MODE	68 W	ND	7615 mW			
2368 mm	DAY MODE	75 W	3306 lm	4690 mW	3600 K	80	AT156.01/04/05.IN2APP
	NIGHT MODE	109 W	ND	12183 mW			
2960 mm	DAY MODE	93 W	4132 lm	5863 mW	3600 K	80	AT186.01/04/05.IN2APP
	NIGHT MODE	136 W	ND	15229 mW			

A.39 CONTROLLED EMISSION - SUSPENSION DIRECT/INDIRECT EMISSION*



			W	Luminous Flux	Radiant Flux	CCT	CRI	Artemide App Code
1184 mm	DAY MODE	Direct emission	39 W	1653 lm	2345 mW	3600 K	80	AT196.01/04/05.IN2APP
		Indirect emission	23 W	2807 lm				
	NIGHT MODE		55 W	ND	6092 mW			
1480 mm	DAY MODE	Direct emission	49 W	2066 lm	2931 mW	3600 K	80	AT226.01/04/05.IN2APP
		Indirect emission	31 W	3742 lm				
	NIGHT MODE		68 W	ND	7615 mW			
2368 mm	DAY MODE	Direct emission	75 W	3306 lm	4690 mW	3600 K	80	AT236.01/04/05.IN2APP
		Indirect emission	50 W	5613 lm				
	NIGHT MODE		109 W	ND	12183 mW			
2960 mm	DAY MODE	Direct emission	93 W	4132 lm	5863 mW	3600 K	80	AT246.01/04/05.IN2APP
		Indirect emission	67 W	7484 lm				
	NIGHT MODE		136 W	ND	15229 mW			

Optic

Length	Code
1184 mm (4 pcs)	M186700IN
1480 mm (5 pcs)	AT09900IN

Length	Screen quantity to order
1184 mm	1 M186700IN
1482 mm	1 AT09900IN
2368 mm	2 M186700IN
2960 mm	2 AT09900IN

Accessories suspension

	Code
Undimmable Feeding kit including 2 suspension cables 2000 mm (3 poles)	AT10400
Mechanical joint including 1 suspension cable for system	AT09500
End cap kit (2 pcs)	AT895.01/04/05

Accessories ceiling

	Code
End cap kit (2 pcs)	AT895.01/04/05
Ceiling bracket and mechanical joint for system	AT09501
End ceiling bracket (2 pcs)	AT09502

Optional control devices - BLL wireless switch



Device for switching and controlling Artemide App products.
Max N.3 inputs for external push buttons.
Max 1 m distance.
Mains power supply required.
To be installed inside flush mounting boxes or junction boxes.

Code: **DV1080APP**



Device for switching and controlling Artemide App products.
Pure Integralis: N.2 inputs for external push buttons to enable/ disable Antimicrobial action mode. N.1 input to control security ring.
Installation as indipendent use. Max 15 m distance.
Mains power supply required.

DV1101APP

* ONLY for professional use: contact qualified Artemide personnel to evaluate and validate the applicability in compliance with the minimum installation requirements. Coordination with environmental safety systems and sensors required. Installation must only be performed by qualified personnel. For further information contact Artemide.

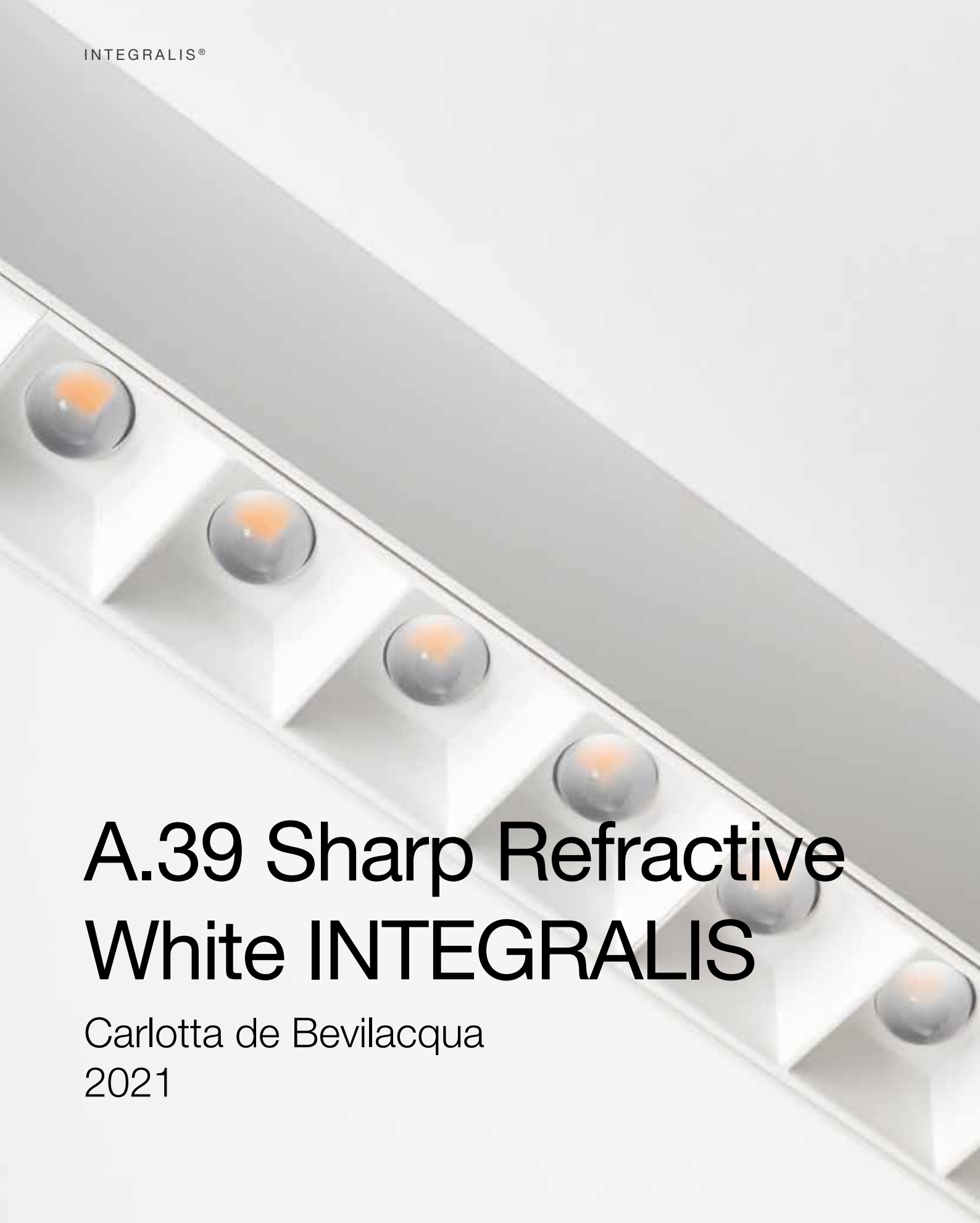

A.39 Sharp Refractive White INTEGRALIS

Carlotta de Bevilacqua
2021

WHITE INTEGRALIS

White	Black	Silver
01	**04**	**05**

Screens supplied separately.

Optional Artemide App interface supplied separately.
The APP driver can not be controlled by DALI dimming system and viceversa.

MacAdam 3SDCM
L70(9K)=50000h
CRI = 90
* 1 DALI address
** 2 DALI addresses
*** 3 DALI addresses

IP20

Technical Data

A.39 SHARP REFRACTIVE EMISSION - SUSPENSION, CEILING DIRECT EMISSION[1]

		W	Luminous Flux[1]	Radiant Flux	CCT	CRI	Undimmable Code	Dimmable DALI Code
1184 mm	DAY MODE	35 W	4185 lm	2856 mW	5000 K	90	**BZ012.**01/04/05.**IN0**	**BZ024.**01/04/05.**IN0***
1480 mm	DAY MODE	43 W	5232 lm	3570 mW	5000 K	90	**BZ015.**01/04/05.**IN0**	**BZ027.**01/04/05.**IN0***
2368 mm	DAY MODE	70 W	8371 lm	5712 mW	5000 K	90	**BZ018.**01/04/05.**IN0**	**BZ030.**01/04/05.**IN0****
2960 mm	DAY MODE	86 W	10464 lm	7140 mW	5000 K	90	**BZ021.**01/04/05.**IN0**	**BZ033.**01/04/05.**IN0****



[1] Direct luminous flux: measured using black louvres.

A.39 SHARP REFRACTIVE EMISSION - SUSPENSION DIRECT/INDIRECT EMISSION[1]

			W	Luminous Flux[1]	Radiant Flux	CCT	CRI	Undimmable Code	Dimmable DALI Code
1184 mm	DAY MODE	Direct emission	35 W	4185 lm	2856 mW	5000 K	90	**BZ036.**01/04/05.**IN0**	**BZ048.**01/04/05.**IN0****
		Indirect emission	23 W	2267 lm	1749 mW				
1480 mm	DAY MODE	Direct emission	43 W	5232 lm	3570 mW	5000 K	90	**BZ039.**01/04/05.**IN0**	**BZ051.**01/04/05.**IN0****
		Indirect emission	31 W	3023 lm	2331 mW				
2368 mm	DAY MODE	Direct emission	70 W	8371 lm	5712 mW	5000 K	90	**BZ042.**01/04/05.**IN0**	**BZ054.**01/04/05.**IN0*****
		Indirect emission	50 W	4535 lm	3497 mW				
2960 mm	DAY MODE	Direct emission	86 W	10464 lm	7140 mW	5000 K	90	**BZ045.**01/04/05.**IN0**	**BZ057.**01/04/05.**IN0*****
		Indirect emission	67 W	6046 lm	4662 mW				



[1] Direct luminous flux: measured using black louvres.

Louvers Length	Code
1184 mm	**BZ059.** 01/04
1482 mm	**BZ060.** 01/04
2368 mm	**BZ061.** 01/04
2960 mm	**BZ062.** 01/04

Angle element (not lit)

90° suspension/ceiling corner
(on same plane)
L=57x57 mm



Code
BH350. 01/04/05

Corner cover (not lit)



90° corner covers
L=57x57 mm

Code
BZ070. 01/04

Accessories suspension

	Code
Undimmable Feeding kit including 2 suspension cables 2000 mm (3 poles)	**AT10400**
Dimmable or APP Feeding kit including 2 suspension cables 2000h mm (5 poles)	**AT10500** **AT10500APP** (Up to 40 DALI addresses)
Mechanical joint including 1 suspension cable for system	**AT09500**
End cap kit (2 pcs)	**BZ058.** 01/04/05

Accessories ceiling

	Code
End cap kit (2 pcs)	**BZ058.** 01/04/05
Ceiling bracket and mechanical joint for system	**AT09501**
End ceiling bracket (2 pcs)	**AT09502**
BLL - DALI interface for Artemide App (with antenna, can be used to control with Artemide App up to 40 DALI driver)	**DV1054APP**



A.39 Sharp Refractive White INTEGRALIS

Carlotta de Bevilacqua
2021

WHITE INTEGRALIS

White	Black	XF			
01	04		Louvres supplied separately. DALI electronic driver included.	MacAdam 3SDCM L70 (6K) 50000h CRI =90 CCT (K) : 5000K	IP20

Technical Data

A.39 SHARP REFRACTIVE 600X600 RECESSED

	W	Luminous Flux[1]	Radiant Flux	CCT	CRI	Dimmable DALI Code
DAY MODE	28 W	3503 lm	2741 mW	5000 K	90	**CD0031.**01/04**.IN0**



A.39 SHARP REFRACTIVE 600X600 CEILING

	W	Luminous Flux[1]	Radiant Flux	CCT	CRI	Dimmable DALI Code
DAY MODE	28 W	3503 lm	2741 mW	5000 K	90	**CD1031.**01/04**.IN0**



[1] Direct luminous flux: measured using black louvres.

A.39 SHARP REFRACTIVE 1200X300 RECESSED

	W	Luminous Flux[1]	Radiant Flux	CCT	CRI	Dimmable DALI Code
DAY MODE	35 W	4671 lm	3655 mW	5000 K	90	**CD0131.**01/04**.IN0**



A.39 SHARP REFRACTIVE 1200X300 CEILING

	W	Luminous Flux[1]	Radiant Flux	CCT	CRI	Dimmable DALI Code
DAY MODE	35 W	4671 lm	3655 mW	5000 K	90	**CD1131.**01/04**.IN0**



[1] Direct luminous flux: measured using black louvres.

Frame for recessed version

	Code
Recessed frame for installation on plasterboard false ceiling. A.39 Sharp Refractive 600x600	**M160600**
Recessed frame for installation on plasterboard false ceiling. A.39 Sharp Refractive 1200x300	**CD910000**

Louvres

		Code
A.39 Sharp Refractive 600x600	4X (6pcs)	**BZ063.** 01/04
A.39 Sharp Refractive 1200x300	4X (8pcs)	**BZ059.** 01/04





Sharp Refractive White INTEGRALIS

Carlotta de Bevilacqua
2022

WHITE INTEGRALIS

White	Black	Silver	WF
01	**04**	**05**	

Driver 350mA SELV/SELV120
and louvres supplied separately.

Optional Artemide App interface supplied separately.

MacAdam 3SDCM
L70 (9K) 50000h
CRI =90
CCT (K) : 5000K

IP20

Technical Data

SHARP REFRACTIVE TRIM 4X

	W	Luminous Flux[1]	Radiant Flux[1]	CCT	CRI	Code
DAY MODE	8 W	1063 lm	822 mW	5000 K	90	**CE134.**01/04/05.**IN0**

[1] Luminous and radiant flux: measured using black louvres.



SHARP REFRACTIVE TRIM 8X

	W	Luminous Flux[1]	Radiant Flux[1]	CCT	CRI	Code
DAY MODE	16 W	2126 lm	1644 mW	5000 K	90	**CE144.**01/04/05.**IN0**

[1] Luminous and radiant flux: measured using black louvres.



SHARP REFRACTIVE TRIM 12X

	W	Luminous Flux[1]	Radiant Flux[1]	CCT	CRI	Code
DAY MODE	24 W	3189 lm	2466 mW	5000 K	90	**CE154.**01/04/05.**IN0**

[1] Luminous and radiant flux: measured using black louvres.



SHARP REFRACTIVE TRIM 16X

	W	Luminous Flux[1]	Radiant Flux[1]	CCT	CRI	Code
DAY MODE	32 W	4252 lm	3288 mW	5000 K	90	**CE164.**01/04/05.**IN0**

[1] Luminous and radiant flux: measured using black louvres.



Louvres



	Code
To be used on Sharp Refractive 4x	**BZ071.** 01/04
To be used on Sharp Refractive 8x	**BZ072.** 01/04
To be used on Sharp Refractive 12x	**BZ073.** 01/04
To be used on Sharp Refractive 16x	**BZ074.** 01/04

Driver

	Vac	Lmm	Wmm	Hmm	Sharp Refractive	Min. ceiling depht [mm]		Code
20 W 350mA	220-240	120	52	22	8x	80	Undimmable	**DV1089**
20 W 350mA	220-240	120	52	22	8x	80	Push, 0-10V	**DV1090**
38 W 350mA	220-240	147	44	30	8x	80	DALI	**DV1091**
50 W 350mA	220-240	124	79	22	8x	100	Artemide App	**DV1092APP**
60 W 350mA	220-240	124	79	22	16x	100	DALI, Push, 0-10V	**DV1093**

BLL - DALI interface for Artemide App (with antenna, can be used to control with Artemide App up to 40 DALI driver)

	Vac	Lmm	Wmm	Hmm	Min. ceiling depht (mm)		Code
	220-240	160	88	33	100	BLL-DALI Interface	**DV1054APP**



A.39 600x600 Diffused Pure INTEGRALIS

Carlotta de Bevilacqua
2021

PURE INTEGRALIS

White

Artemide App electronic driver included.

Life L70 28400h
CRI = 80
CCT= 3600 K

IP20

Technical Data

A.39 600X600 DIFFUSED RECESSED*

	W	Luminous Flux	Radiant Flux	CCT	CRI
DAY MODE	39 W	3007 lm	4544 mW	3600 K	80
NIGHT MODE	54 W	ND	14022 mW		

Artemide App
Code
AT90001IN2APP



Optional control devices - BLL wireless switch



Device for switching and controlling Artemide App products.
Max N.3 inputs for external push buttons.
Max 1 m distance.
Mains power supply required.
To be installed inside flush mounting boxes or junction boxes.

Code
DV1080APP



Device for switching and controlling Artemide App products.
Pure Integralis: N.2 inputs for external push buttons to enable/ disable Antimicrobial action mode. N.1 input to control security ring.
Installation as indipendent use. Max 15 m distance.
Mains power supply required.

DV1101APP

* ONLY for professional use: contact qualified Artemide personnel to evaluate and validate the applicability in compliance with the minimum installation requirements. Coordination with environmental safety systems and sensors required. Installation must only be performed by qualified personnel. For further information contact Artemide.



Tagora 570
Pure INTEGRALIS

S. / R. Cornelissen
2021

PURE INTEGRALIS

Orange Black **1.** | Beige White **2.** | Blue Black **3.** | Green Black **4.** | Grey White **6.**

220/240Vac 50/60Hz electronic ballast included.
* 4 DALI addresses
** 5 DALI addresses

Life L70 28400h
CRI = 80
CCT= 3600 K

IP40
960°

Technical Data

TAGORA 570 SUSPENSION[1]

	W	Luminous Flux	Radiant Flux	CCT	CRI	Artemide App Code
DAY MODE	95 W	3232 lm	3603 mW	3600 K	80	**M2493.**1/2/3/4/6**.1IN2APP***
NIGHT MODE	103 W	ND	10843 mW			



TAGORA 570 SUSPENSION DIRECT/INDIRECT EMISSION[1]

		W	Luminous Flux	Radiant Flux	CCT	CRI	Artemide App Code
DAY MODE	Direct emission	95 W	3232 lm	3603 mW	3600 K	80	**M2403.**1/2/3/4/6**.1IN2APP****
	Indirect emission	14 W	1200 lm				
NIGHT MODE		103 W	ND	10843 mW			

TAGORA 570 CEILING[1]

	W	Luminous Flux	Radiant Flux	CCT	CRI	Artemide App Code
DAY MODE	95 W	3232 lm	3603 mW	3600 K	80	**M2483.**1/2/3/4/6**.1IN2APP***
NIGHT MODE	103 W	ND	10843 mW			



Optional control devices - BLL wireless switch



Device for switching and controlling Artemide App products.
Max N.3 inputs for external push buttons.
Max 1 m distance.
Mains power supply required.
To be installed inside flush mounting boxes or junction boxes.

Code
DV1080APP



Device for switching and controlling Artemide App products.
Pure Integralis: N.2 inputs for external push buttons to enable/ disable Antimicrobial action mode. N.1 input to control security ring.
Installation as indipendent use. Max 15 m distance.
Mains power supply required.

DV1101APP

[1] ONLY for professional use: contact qualified Artemide personnel to evaluate and validate the applicability in compliance with the minimum installation requirements. Coordination with environmental safety systems and sensors required. Installation must only be performed by qualified personnel. For further information contact Artemide.



Vector White INTEGRALIS

Carlotta de Bevilacqua
2021

WHITE INTEGRALIS

White	Black	S	F	WF
01	**04**			

Track version for Onetrack tracks, undimmable or DALI dimmable.
Magnetic version for A.24 tracks, D.ART dimmable.

MacAdam 3SDCM
Life L80 (10K) 66000h
CRI 90

IP20

Technical Data

VECTOR 55 TRACK 230V

	W	Beam	Luminous Flux	Radiant Flux	CCT	CRI	**Undimmable** Code
DAY MODE	25 W	S 16°	1651 lm	1175 mW	5000 K	90	**AN101.**01/04**.IN0**
		F 23°	1686 lm	1224 mW			**AN102.**01/04**.IN0**
		WF 32°	1768 lm	1301 mW			**AN103.**01/04**.IN0**



							Dimmable DALI Code
DAY MODE	25 W	S 16°	1651 lm	1175 mW	5000 K	90	**AN106.**01/04**.IN0**
		F 23°	1686 lm	1224 mW			**AN107.**01/04**.IN0**
		WF 32°	1768 lm	1301 mW			**AN108.**01/04**.IN0**

VECTOR 55 MAGNETIC

	W	Beam	Luminous Flux	Radiant Flux	CCT	CRI	**Dimmable DALI** Code
DAY MODE	23 W	S 16°	1651 lm	1175 mW	5000 K	90	**AP101.**01/04**.IN0**
		F 23°	1686 lm	1224 mW			**AP102.**01/04**.IN0**
		WF 32°	1768 lm	1301 mW			**AP103.**01/04**.IN0**



VECTOR 55 PENDANT MAGNETIC

	W	Beam	Luminous Flux	Radiant Flux	CCT	CRI	**Dimmable DALI** Code
DAY MODE	23 W	S 16°	1651 lm	1175 mW	5000 K	90	**AP301.**01/04**.IN0**
		F 23°	1686 lm	1224 mW			**AP302.**01/04**.IN0**
		WF 32°	1768 lm	1301 mW			**AP303.**01/04**.IN0**



Accessories	**Code**
 Accessories holder	**AP91100**
 Lens for elliptical emission	**AP91200**
 Soft filter	**AP91300**

Accessories	**Color**	**Code**
 Anti-dazzle louvre		**AP91400**
 Adjustable dowsers	●	**AP91500**



Vector Violet INTEGRALIS

Carlotta de Bevilacqua
2021

VIOLET INTEGRALIS

White	Black	WF
01	04	

Track version for Onetrack tracks, undimmable or DALI dimmable.
Magnetic version for A.24 tracks, D.ART dimmable.

Life L70 50000h **IP**20

Technical Data

VECTOR 55 TRACK 230V*	W	Beam	Radiant Flux	**Undimmable** Code
NIGHT MODE	21 W	WF 30°	4087 mW	**AN103.**01/04**.IN4**
				Dimmable DALI[1] Code
NIGHT MODE	21 W	WF 30°	4087 mW	**AN108.**01/04**.IN4**



[1]DALI versions can be used ONLY in junction with presence detector and BMS. BMS have to send a switch-off command in case presence is detected.

VECTOR 55 MAGNETIC*	W	Beam	Radiant Flux	**Dimmable DALI** Code
NIGHT MODE	21 W	WF 30°	4087 mW	**AP103.**01/04**.IN4**



Accessories	Code
Accessories holder	**AP91100**
Lens for elliptical emission	**AP91200**
Soft filter	**AP91300**

Accessories	Color	Code
Anti-dazzle louvre		**AP91400**
Adjustable dowsers	●	**AP91500**

Optional control devices - BLL wireless switch

	Code
Device for switching and controlling Artemide App products. Max N.3 inputs for external push buttons. Max 1 m distance. Mains power supply required. To be installed inside flush mounting boxes or junction boxes.	**DV1080APP**
Device for switching and controlling Artemide App products. Violet Integralis: N.2 inputs for external push buttons to enable/ disable Antimicrobial action mode. N.1 input to control security ring. Installation as indipendent use. Max 15 m distance. Mains power supply required.	**DV1101APP**

* ONLY for professional use: contact qualified Artemide personnel to evaluate and validate the applicability in compliance with the minimum installation requirements. Coordination with environmental safety systems and sensors required. Installation must only be performed by qualified personnel. For further information contact Artemide.



Sharp
Violet INTEGRALIS

Carlotta de Bevilacqua
2021

VIOLET INTEGRALIS

White **01** | Black **04** | Silver **05**

F | WF | XF

Louvres supplied separately.
220/240Vac 50/60Hz electronic ballast included.

Life L70 50000h

IP20

Technical Data

SHARP SMD

SHARP SMD 8X*					Undimmable
	W	Beam		Radiant Flux	Code
NIGHT MODE	24 W	F	20°	6810 mW	**AF463.**01/04/05**.IN4**
		WF	36°	6810 mW	**AF464.**01/04/05**.IN4**
		XF	52°	6810 mW	**AF465.**01/04/05**.IN4**



Louvres		
	4X (1pc)	Code
		**AF952.**01/04

* ONLY for professional use: contact qualified Artemide personnel to evaluate and validate the applicability in compliance with the minimum installation requirements. Coordination with environmental safety systems and sensors required. Installation must only be performed by qualified personnel. For further information contact Artemide.

VIOLET INTEGRALIS

White **01** Black **04** Silver **05**

F WF XF

Driver 700mA SELV and louvres supplied separately.

Life L70 50000h **IP**20

Technical Data

SHARP RECESSED TRIMLESS

SHARP TRIMLESS 4X*

	W	Beam		Radiant Flux	Code
NIGHT MODE	11 W	F	20°	3495 mW	**AF60600IN4**
		WF	36°	3495 mW	**AF60700IN4**
		XF	52°	3495 mW	**AF60800IN4**



SHARP TRIMLESS 8X*

	W	Beam		Radiant Flux	Code
NIGHT MODE	22 W	F	20°	6810 mW	**AF65300IN4**
		WF	36°	6810 mW	**AF65400IN4**
		XF	52°	6810 mW	**AF65500IN4**



SHARP RECESSED TRIM

SHARP TRIM 4X*

	W	Beam		Radiant Flux	Code
NIGHT MODE	11 W	F	20°	3495 mW	**AF106.**01/04/05**.IN4**
		WF	36°	3495 mW	**AF107.**01/04/05**.IN4**
		XF	52°	3495 mW	**AF108.**01/04/05**.IN4**



SHARP TRIM 8X*

	W	Beam		Radiant Flux	Code
NIGHT MODE	22 W	F	20°	6810 mW	**AF153.**01/04/05**.IN4**
		WF	36°	6810 mW	**AF154.**01/04/05**.IN4**
		XF	52°	6810 mW	**AF155.**01/04/05**.IN4**



* ONLY for professional use: contact qualified Artemide personnel to evaluate and validate the applicability in compliance with the minimum installation requirements. Coordination with environmental safety systems and sensors required. Installation must only be performed by qualified personnel. For further information contact Artemide.

VIOLET INTEGRALIS

White	Black
01	**04**

Technical Data

Louvres



	Code
4X (1pc)	**AF952.**01/04

Frame for recessed installation



	Code
4X	**AF90200**
8X	**AF90300**

Driver

	Vac	L_{mm}	W_{mm}	H_{mm}	Optic units	Min. ceiling depht ($_{mm}$)		Code
20 W 700mA	220-240	125	38	23	4x	60	Undimmable	**DV1081**
32 W 700mA	220-240	129,5	42	30	8x	80	Undimmable	**DV1004**
25 W 700mA	220-240	164	38	24,5	4x	150 / 130 / 80 / 60	DALI[1]	**DV1003**
32 W 700mA	220-240	156	53	26	4x / 8x	90	DALI[1]	**DV1063**
48 W 700mA	220-240	125	82	29	4x / 8x	100	DALI[1]	**M077401**
37 W 700mA	220-240	124	79	22	4x / 8x	80	Artemide App	**DV1082IN4APP**

[1]DALI versions can be used ONLY in junction with presence detector and BMS. BMS have to send a switch-off command in case presence is detected.

Optional control devices - BLL wireless switch



Device for switching and controlling Artemide App products.
Max N.3 inputs for external push buttons.
Max 1 m distance.
Mains power supply required.
To be installed inside flush mounting boxes or junction boxes.

Code
DV1080APP



Device for switching and controlling Artemide App products.
Pure Integralis: N.2 inputs for external push buttons to enable/ disable Antimicrobial action mode. N.1 input to control security ring.
Installation as indipendent use. Max 15 m distance.
Mains power supply required.

DV1101APP

UVC INTEGRALIS

Shorter wavelengths UV irradiation

Ultraviolet rays (100-400 nm) are a type of naturally occurring radiation generated by the sun but only partially found on Earth due to the ozone layer in the atmosphere acting as a filter with a percentage of attenuation up to 100% for wavelengths shorter than UV-C.

By ultraviolet rays we mean electromagnetic waves which are divided into three main wavelength ranges:

- UV-A (315-400 nm) with tanning properties;
- UV-B (280-315 nm) with therapeutic and vitamin synthesis properties "D";
- UV-C (100-280 nm) with germicidal properties.

UV-C rays have the strongest germicidal effect and are most effective at a wavelength of 265 nm.
The germicidal effect of UV-C radiation extends to viruses, bacteria, spores, mould fungi and mites. It is mainly due to the destructive effect exerted by UV-C radiation on their RNA / DNA: in fact, UV-C damages their genetic makeup, preventing their replication.

Viruses, bacteria, spores, fungi, moulds and mites are all sensitive and can therefore be eliminated with UV-C rays respect to different energy doses required.

Environmental sustainability

UV rays are environmentally sustainable.

Environmental chemical pollution is inevitable when using normal disinfectants. There is also the risk that can occur from the direct inhalation of the vapours or from the ingestion of foodstuffs contaminated by contact with these same chemical disinfectants.

Where it is not possible to eliminate the use of chemical disinfectants (food, pharmaceutical, health sectors etc.) the use of ultraviolet rays in disinfection allows a reduction in their quantities of use in favour of greater respect for the environment, while maintaining or improving the degree of disinfection of surfaces and spaces.

UV-C ray devices can be installed in various types of environments and programmed according to cycles capable of ensuring ideal conditions from a hygienic point of view, while eliminating the time and physical presence constraints typical of chemical-based systems that require human intervention. By way of example, the sanitisation of lifts and toilets which can be automated in the absence of people and with a controlled environment.

Currently UV-C rays are used on a daily basis in various industries including the food and pharmaceutical sectors, hospitals, air conditioning and water treatment systems.

All UV-C sources available today, whether they are mercury tubes or LEDs, are subject to a deterioration in performance over time: the expected useful technical lifespan is around 8-10,000 hours.

Human safety

UV-C radiation can be safely used to disinfect surfaces or objects in a closed environment in the absence of occupants (humans, animals or plants) where the UV light does not escape outside.
Subject to exceptions, the transparency of materials to visible light does not coincide with transparency at UV-C wavelengths: ordinary glass and transparent plastics are opaque to UV-C.

Systems with UV-C sources installed on the wall or ceiling that generate UV-C light without protecting the user from exposure, represent a potential hazard depending on the wavelength, intensity and length of exposure, in view of the fact that UV-C radiation itself cannot be perceived by humans as it does not give out any thermal or other sensation (at least until the damage is manifested) and is not visible.
In fact, as documented in literature, UV-C radiation in the 250-280 nm range is capable of causing serious damage to the eyes and skin. In addition, UV-C radiation is a proven carcinogen for humans for ocular and skin cancers.

The limit values set by current legislation in relation to the use of germicidal lamps with UV-C 180-250 nm emission have recently been confirmed by the SCHEER (Scientific Committee on Environmental Health and Emerging Risks) in relation to the evidence that accidental exposure to UV-C generated by germicidal lamps in this wavelength range can cause serious skin damage, burns and severe forms of photokeratitis and photoconjunctivitis to subjects unknowingly exposed even for short periods (SCHEER - Health effects of UV-C lamps 2017). Therefore, to prevent damage from accidental exposure, it is essential that the sources are turned on only if the presence of people, animals or plants in the irradiation area is excluded.

Since this is an application to be carried out in the absence of people, the difference between a safe quality project and an application that is dangerous or harmful to humans and other living beings arises from knowledge of the subject and by compliance with the current regulations in force on this matter, as well as in the implementation of multiple and various levels of safety to guarantee the correct use of the technology which must be properly integrated in the design of the environment.

Artemide proposes the use of **integrated and non-integrated UV-C systems intended as equipped with double emission (UV-C and visible light) or UV-C only.**

Artemide offers devices with safety sensors, which must be further combined and integrated with the safety system of the spaces in which the product is installed and which involves the installer and the space manager.

Surface sanification and UV materials resistance

When a UV-C source is activated, a marked reduction in the microbes present in the ambient air and on the surfaces reached by the UV rays can be obtained, depending on the energy emitted.
Even where the use of chemical disinfectants is foreseen, irradiating the surfaces avoiding shaded areas (in the absence of people) with appropriate fast cycles can avoid the rapid recontamination of the surfaces and keep them in constant optimal conditions from a microbiological point of view.

An important aspect that should not be underestimated is the UV-C resistance of the finishing materials. Since these are very energetic wavelengths, the materials subjected to this type of radiation can show premature aging of an aesthetic and / or mechanical nature. The materials that have proved to be the most resistant are metals and ceramics, while plastics (unless properly treated), fabrics, wood and other materials of an organic nature have shown poor resistance to UV-C.
This is a fundamental variable to consider in the design phase, which will guide the project towards the choice of a specific technology not only for its antimicrobial effectiveness but also for its sustainability as dictated by the expected duration of an architectural space.

Air sanification

Viruses, bacteria and moulds, animal residues, mites and pollen are among the main causes of dangerous infections and allergies. Each of these contaminants disperses in a different way.
Some, such as mites, spores and moulds, are continuously transported by the air, others like bacteria and viruses, “cling” to solid particles, such as the spores themselves or droplets of moisture and are breathed in by humans.

In the presence of an air conditioning system, when contaminants enter the air treatment plant (or AHU) and the channels that distribute it, the system itself, being dark and humid, becomes a fertile ground for their growth and multiplication, rendering the air that we breathe dangerous.

Irradiating the air inside the centralised system or setting up an air purifier complete with UV lamps reduces the chances that these pollutants can proliferate or be dispersed into the environment.

To complete the INTEGRALIS® technology eco-system, which acts by irradiating surfaces with appropriate wavelengths, Artemide is also developing a complementary system for air sanitisation.



Dual Function Line UVC INTEGRALIS

Carlotta de Bevilacqua, Fabio Zanola
2021

UVC INTEGRALIS + WHITE LIGHT

Custom driver 48 Vdc SELV input for power both white light channel (500 mA) or UV-C channel (150 mA) separately.

Consider the power of white light channel for sizing of the SELV power supply.

White Light
MacAdam 3SDCM
Life L80 (9K) 50000h
CRI = 90

DUAL FUNCTION LINE RECESSED*

	W	Flux	CCT	Radiant Flux	Code
DAY MODE	20 W	1400 lm	3000 K		on demand
NIGHT MODE (UV-C Emitter)	12 W	-	λpeak: 274nm	138mW	



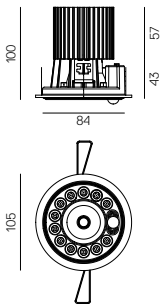

DRIVER

	Vdc	Code
50 W	48	on demand
100 W	48	on demand
200 W	48	on demand

* ONLY for professional use: contact qualified Artemide personnel to evaluate and validate the applicability in compliance with the minimum installation requirements. Coordination with environmental safety systems and sensors required. Installation must only be performed by qualified personnel. For further information contact Artemide.

* Availability: soon available



Sharp
UVC INTEGRALIS

Carlotta de Bevilacqua
2021

UVC INTEGRALIS

XF



Driver 100mA SELV
and louvres supplied separately.

Technical Data

SHARP RECESSED TRIMLESS

SHARP TRIMLESS 4X*

W	Beam		Radiant Flux	Code
3 W	XF	52°	28 mW	on demand



SHARP TRIMLESS 8X*

W	Beam		Radiant Flux	Code
6 W	XF	52°	56 mW	on demand



SHARP RECESSED TRIM

SHARP TRIM 4X*

W	Beam		Radiant Flux	Code
3 W	XF	52°	28 mW	on demand



SHARP TRIM 8X*

W	Beam		Radiant Flux	Code
6 W	XF	52°	56 mW	on demand



LOUVRES



	Code
4X (1pc)	AF952.01/04

FRAME FOR RECESSED INSTALLATION



	Code
4X	AF90200
8X	AF90300

* ONLY for professional use: contact qualified Artemide personnel to evaluate and validate the applicability in compliance with the minimum installation requirements. Coordination with environmental safety systems and sensors required. Installation must only be performed by qualified personnel. For further information contact Artemide.

* Availability: soon available

	Ilio	Athena	Mimesi	Pipe family	Nur family	Nur Acoustic	Discovery family	Tolomeo LED	Vine Light table
									
WHITE	●	●	●	●	●	●			
WHITE - VIOLET							●		
PURE								●	●
VIOLET									
UVC									

INTEGRALIS®
products matrix

Tagora 570	A.39	A.39 600x600 Diffused	A.39 Sharp Refractive	Vector 55	Sharp	Dual Function Line
						

INTEGRALIS® follows the rhythm of life in every space



Helvetia Patria, St. Gallen, Svizzera. Project by Hezorg&DeMeuron



Health & Hospital

Workplaces & Education

Hospitality

Wellness

Retail

Sport

Connectivity

Transportation

INTEGRALIS® applications

INTEGRALIS® follows the rhythm of life. It is transversal in applications and support the human activities in common or personal spaces according to different people permanences.

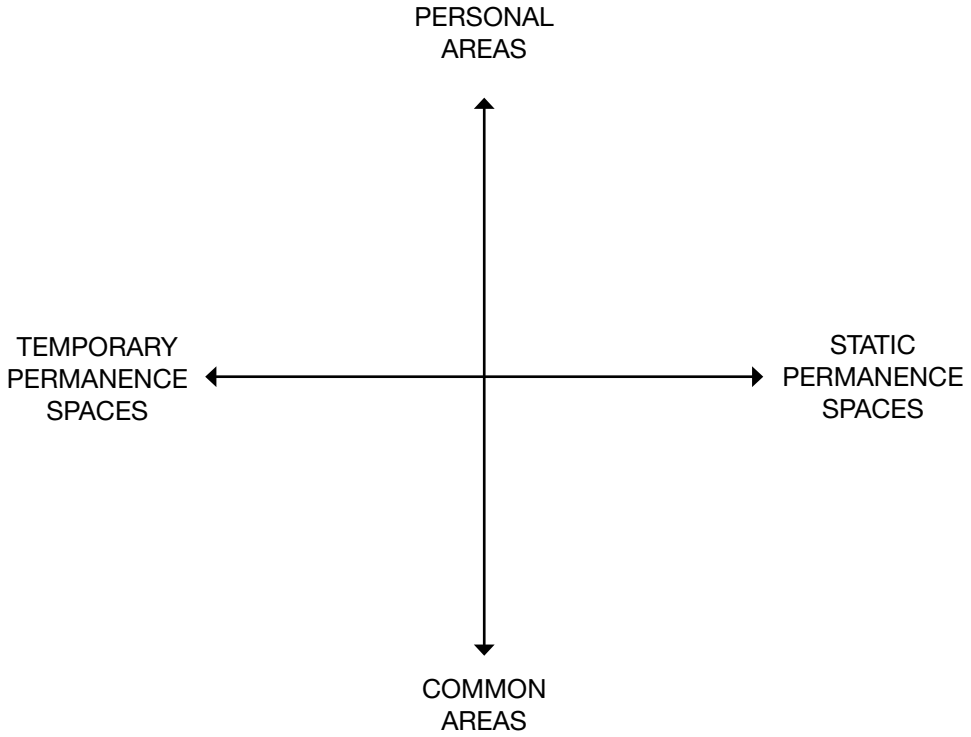





Health & Hospital _ Hall, common areas as cantine and bar, medichal area & gym, public restroom, private room & restroom, wellness area *

Health & Hospital
Bar and gym area, Korian Heliopolis Hospice, Binasco (Milan) - 2021
Tagora 570 Pure INTEGRALIS - Night Mode and A.39 Diffused Emission Pure INTEGRALIS - Day Mode







Health & Hospital
Patient room, Korian Heliopolis Hospice, Binasco (Milan) - 2021
Tagora 570 Pure INTEGRALIS - Night Mode

Health & Hospital
Kitchen area, Korian Heliopolis Hospice, Binasco (Milan) - 2021
A.39 Diffused Emission Pure INTEGRALIS - Night Mode





Health & Hospital
Meeting room, Korian Heliopolis Hospice, Binasco (Milan) - 2021
A.39 600x600 Diffused Pure INTEGRALIS - Night Mode


10



Health & Hospital
Corridor, Surgery department, Hospital, Milan - 2022
A.39 Diffused Emission Pure INTEGRALIS - Day Mode

Health & Hospital
Restroom, Surgery department, Hospital, Milan - 2022
A.39 Diffused Emission Pure INTEGRALIS - Night Mode





Health & Hospital
Patients room, Surgery department, Hospital, Milan - 2022
A.39 Controlled Emission Pure INTEGRALIS - Day Mode





Workplaces & Education _ Hall, amenity space, cantine, open space area, private office, phone-booth, public restroom, playroom, reading room & library, classroom *





Workplaces & Education _ Hall, amenity space, cantine, open space area, private office, phone-booth, public restroom, playroom, reading room & library, classroom *

Workplaces & Education
Meeting area, Artemide Innovation Centre, Pregnana Milanese (Milan) - 2022
Tagora 570 Pure INTEGRALIS - Night Mode





Workplaces & Education
Open space office, Artemide Innovation Centre, Pregnana Milanese (Milan) - 2022
A.39 Controlled Emission Pure INTEGRALIS - Night Mode





Hospitality _ Restaurant, kitchen area *





Hospitality _ Hall, lounge, restaurant, kitchen area, public restroom, private room & restroom *







Hospitality _ Hall, lounge, restaurant, kitchen area, public restroom, private room & restroom *





Residential and private spaces _ Living room, kitchen, bathroom, bedroom *





Retail _ Stage area, counter area, changing room, lift, public restroom *





Sport _ Hall, common area, bar, gym area, classroom area, changing room, public restroom *



* Indicative images for INTEGRALIS® application, not references of installed projects.



Connectivity _ Corridor, stair, lift *


A.39 INTEGRALIS
50%
INTENSITY
Scene 1
Scene 2
Scene 3
OFF
Other
Options

INTEGRALIS® management

INTEGRALIS® is Artemide App compatible.
The dose and the duration of use can be controlled easily using Artemide App.

Artemide App

Artemide designs products and services to allow a more advanced and flexible use thereof.
Artemide App is a user-friendly and intuitive interface that can be used as a daily tool for private use and as well as a project variable for workplace and retail, public and urban spaces. Man is the centre of the project, the orchestra director of his light concerto.

Artemide App is an intelligent tool that allows you to easily enter spaces, even unexpectedly. In fact, it does not require any specific wiring, the dialogue between the fixtures and the application takes place through the wireless device present in the lamp. This represents an important saving of time and costs during installation and the freedom to fit into any space, even at the last minute with a complete and dynamic lighting project.

Artemide App for INTEGRALIS®

The control with Artemide App, thanks to a simple and intuitive interface, facilitates the user in choosing the most suitable control mode according to the chosen INTEGRALIS® technology.

The integration with presence sensors and wireless switches ensures the total safety for humans especially in Antimicrobial action and Sanification (NIGHT MODE and UV-C).
In fact, these performances are immediately deactivated in case of human presence detected by the sensor.
To see more details about the **Artemide Safety Management System** see the corresponding section in the INTEGRALIS® technical addendum.

Available on the App Store

Google play

Artemide App user interfaces for different INTEGRALIS® technologies

PURE INTEGRALIS



In PURE INTEGRALIS the two activable modes are: MICROBIAL GROWTH CONTROL and ANTIMICROBIAL ACTION.
Light intensity can be adjusted (10-100% in PURE INTEGRALIS) in MICROBIAL GROWTH CONTROL only.

WHITE-VIOLET INTEGRALIS



In WHITE-VIOLET INTEGRALIS the two activable Antimicrobial modes are: MICROBIAL GROWTH CONTROL and STRONGER MICROBIAL GROWTH CONTROL.
Light intensity can be adjusted in 0-100% in MICROBIAL GROWTH CONTROL only.
Furthermore, the white light only is dimmable alone (0-100%).

WHITE INTEGRALIS



In WHITE INTEGRALIS the activable mode is MICROBIAL GROWTH CONTROL.
Light intensity can be adjusted 0-100%.

Dedicated user interfaces

Artemide developed internally the specific interface for each INTEGRALIS® technology.

Depending on the Antimicrobial action chosen in real-time or programmed through the scheduling function, the interface displays specific icons so as to immediately communicate to the user the action that the lamp is carrying out.

These same icons also play the role of buttons acting as recalling of the corresponding setting.

An alert icon, at the top right, also informs the end-user about the possible human presence during the specific function, thus increasing his awareness in using the lighting device in total safety.

Consistently with the traditional controls of the Artemide App, through the four buttons at the bottom it is possible to recall three different scenes with different dimming levels of both white and antimicrobial light, up to the total switching off of each light performance through the OFF button.

Artemide APP user interfaces for PURE INTEGRALIS
Commands explanation

PURE INTEGRALIS

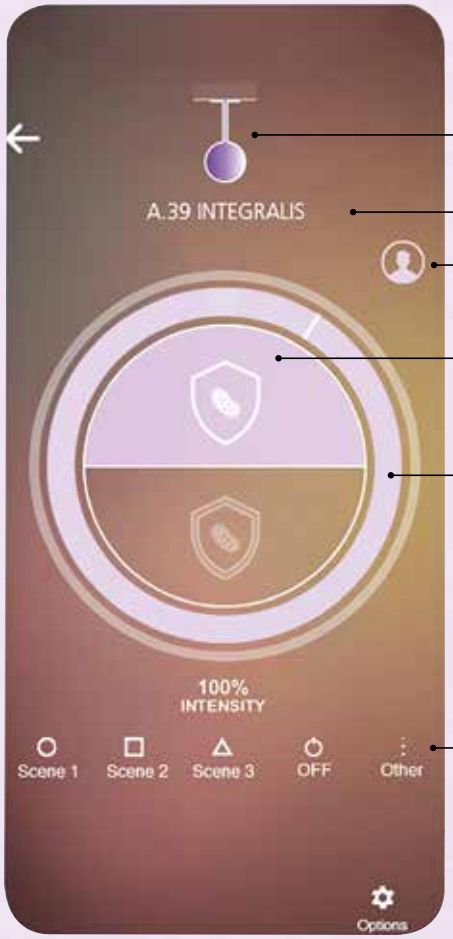

product dedicated violet icon

product name

the user is advised that
human presence is allowed

MICROBIAL GROWTH CONTROL
icon and button

Light Intensity regulation
10% - 100%
in MICROBIAL GROWTH
CONTROL (DAY MODE)

scenes recalling and setting

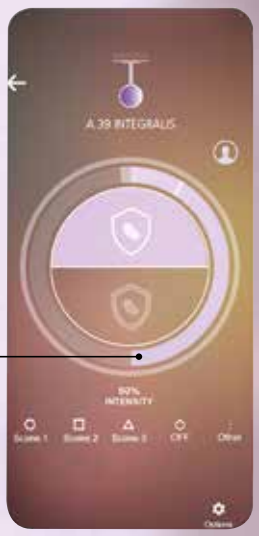



Light Intensity regulation
50% and 10% (minimum)
in MICROBIAL GROWTH
CONTROL (DAY MODE)



product dedicated violet icon

product name

the user is advised that human presence is NOT recommended

ANTIMICROBIAL ACTION icon and button

Light Intensity NOT adjustable in ANTIMICROBIAL ACTION (NIGHT MODE)

scenes recalling and setting



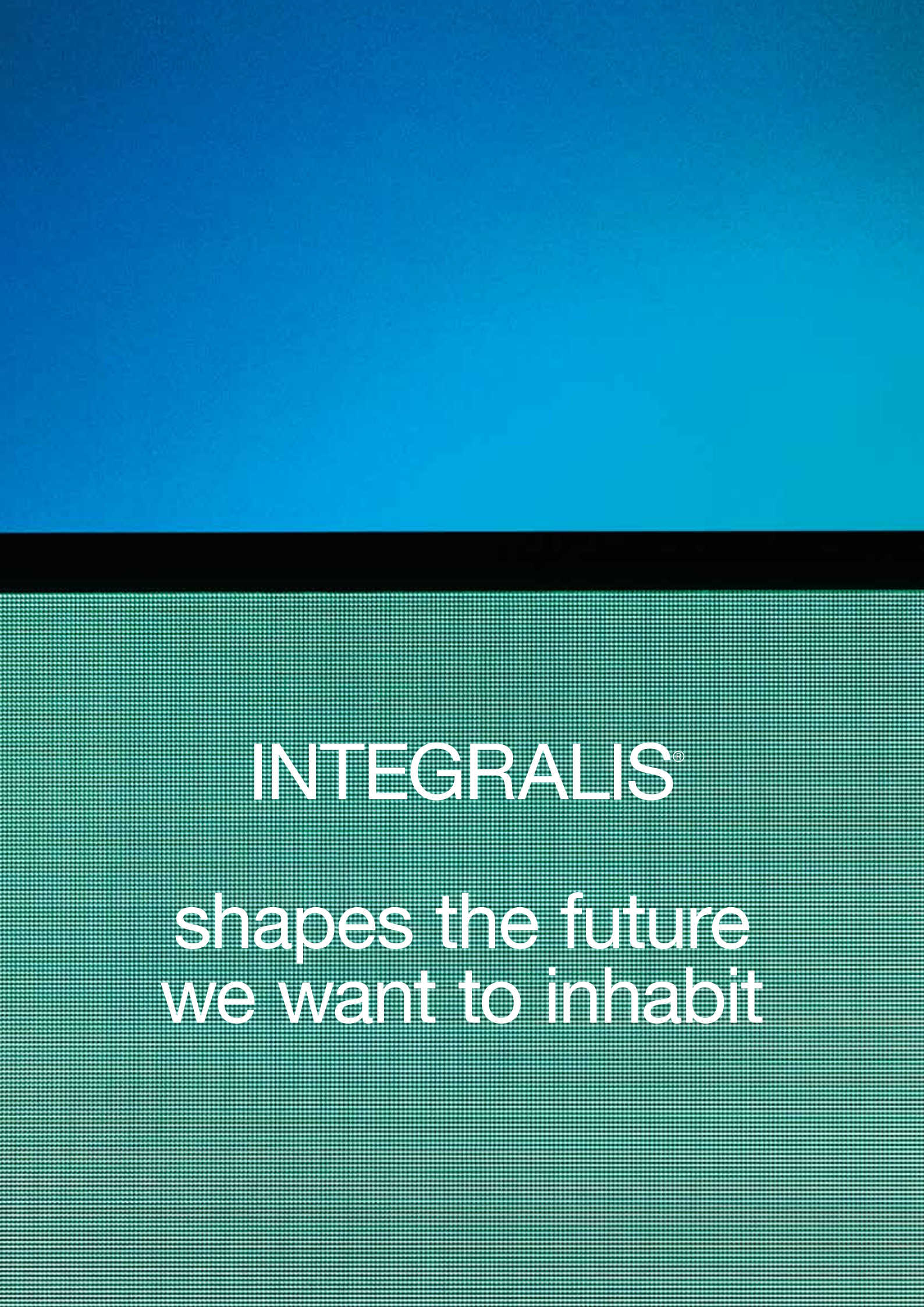
INTEGRALIS®
shapes the future
we want to inhabit

Artemide®

Headquarters

Artemide S.p.A.

Via Bergamo, 18
20006 Pregnana Milanese (MI), Italy
Tel. +39 02 93518.1
Tel. +39 02 93526.1
Numero verde 800 834 093
(from Italy only)
info@artemide.com
artemide.com

Artemide S.p.A.
si riserva la facoltà di modificare, in qualunque momento e senza preavviso, le caratteristiche tecniche degli elementi illustrati nel presente catalogo.

Artemide S.p.A.
reserves the right to change, at any time and without prior warning, the technical specifications of any product illustrated in this catalogue.

Artemide S.p.A.
se réserve le droit de modifier, à n'importe quel moment et sans préavis, les caractéristiques techniques des éléments illustrés dans ce catalogue.

Artemide S.p.A.
behält sich das Recht vor jederzeit und ohne Ankündigung die technischen Daten der im Katalog abgebildetem Produkte zu ändern.

Artemide S.p.A.
se reserva la facultad de modificar, en cualquier y sin aviso previo, las características técnicas de los elementos ilustrados en el presente catálgo.

2025 updated version. V.7

For information regarding distributors and points of sale, please visit our website artemide.com or email: info@artemide.com