



Funivia indoor
Funivia plug
Funivia outdoor


Carlotta de Bevilacqua

Artemide[®]

funivia
funivia plug
funivia outdoor

Funivia

Carlotta de Bevilacqua
2020



Funivia is a functional network of tangible and intangible relations that is free and inclusive and can evolve through the cooperation of its elements.

It starts out from the essential, with a “mountaineering” spirit, discovering a new level of freedom of light in spaces.

A rope, the cable that supplies energy, and the nails, the elements used to fix within space, form the basis to make great progress, going far beyond the limits dictated by the rigidity of standard systems.

PATENT OF INVENTION: ENERGETIC AND INTELLIGENT NET
PATENT OF INVENTION: SHARP



ARTEMIDE
APP



For further information on Funivia
visit artemide.com





Funivia is a physical net inseparable from the intangible network of relationships it creates. It is a new paradigm: through the application of order and measure, it gives the project the synthesis of the eurythmy.



01 BEYOND FREEDOM

- SPACE: The cable runs uninterrupted through space, overcoming the limits of the three dimensions. Draw infrastructural trajectories according to Cartesian geometries.
- TIME: can fit into the space at any time. It is an open system: integrable, incremental and scalable.
- ENERGY AND SIGNAL DISTRIBUTION: from a single power point can run endlessly. It weaves energy plots and binary networks of intelligences without limits of distance but only of power.

02 NEVERENDING MATERIAL + IMMATERIAL MESHWORK

- The physical network responds to quantities, measure and constraints calculated to ensure balance of the system. The compensation between forces and loads translates a proportional rhythm between the laws of gravity, static and dynamics.
- The intangible network of intelligences opens a dialogue between its elements and the environment in which they are inserted. The signal comes carried by the nodes of the network itself, giving the infrastructure maximum lightness.
- The network of environmental qualities generated shifts physical measure into quality of life.



03 UNIVERSAL INCLUSIVITY

The light elements are connected to the cable via a “bridge” element, a sort of electricity connection that mechanically fixes the appliance and takes the energy from the cable to power it.

The system is inclusive, housing products that already exist; the cable connection module is a universal system that translates energy into a “Esperanto” of light.

04 SUSTAINABILITY

In Funivia, innovation is a sustainable dialogue that overcomes the limits of all spaces.

It is a principle that is sustainable on a production level, in distribution, installation, consumption, use and the integration of existing elements, without necessarily having to create additional new products.

Funivia breaks a common scheme to existing lighting systems, relegating the rigidity of fixed modules (in space, stock and production) to a thing of the past.



Funivia
is powered at 48 Vdc



Funivia infrastructure





Energetic and structural net



The cable, with a special minimum section that can withstand mechanical tension and thermal stress, is the channel that distributes the system's energy and the key element the lighting appliances connect to.



Cable

Cable reinforced with aramid fiber*

L	Color
5 x 8 x 5000 mm	○
	●
	●
5 x 8 x 10000 mm	○
	●
	●
5 x 8 x 20000 mm	○
	●
	●


Code
FV00001
FV00004
FV00008
FV00101
FV00104
FV00108
FV00201
FV00204
FV00208



8 | _____

5 | _____

* Dedicated tool Funivia key included.



Mechanical joints

Cube

L
60 x 60 h 60 mm

Color



Code

FV01004



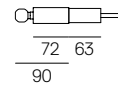
Tensioner

Color

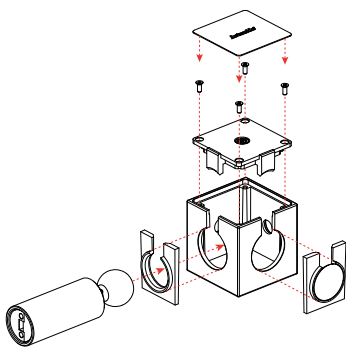


Code

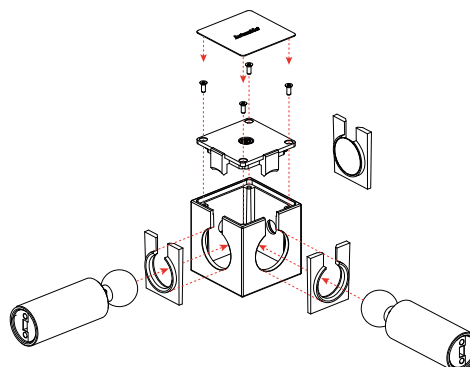
FV03004

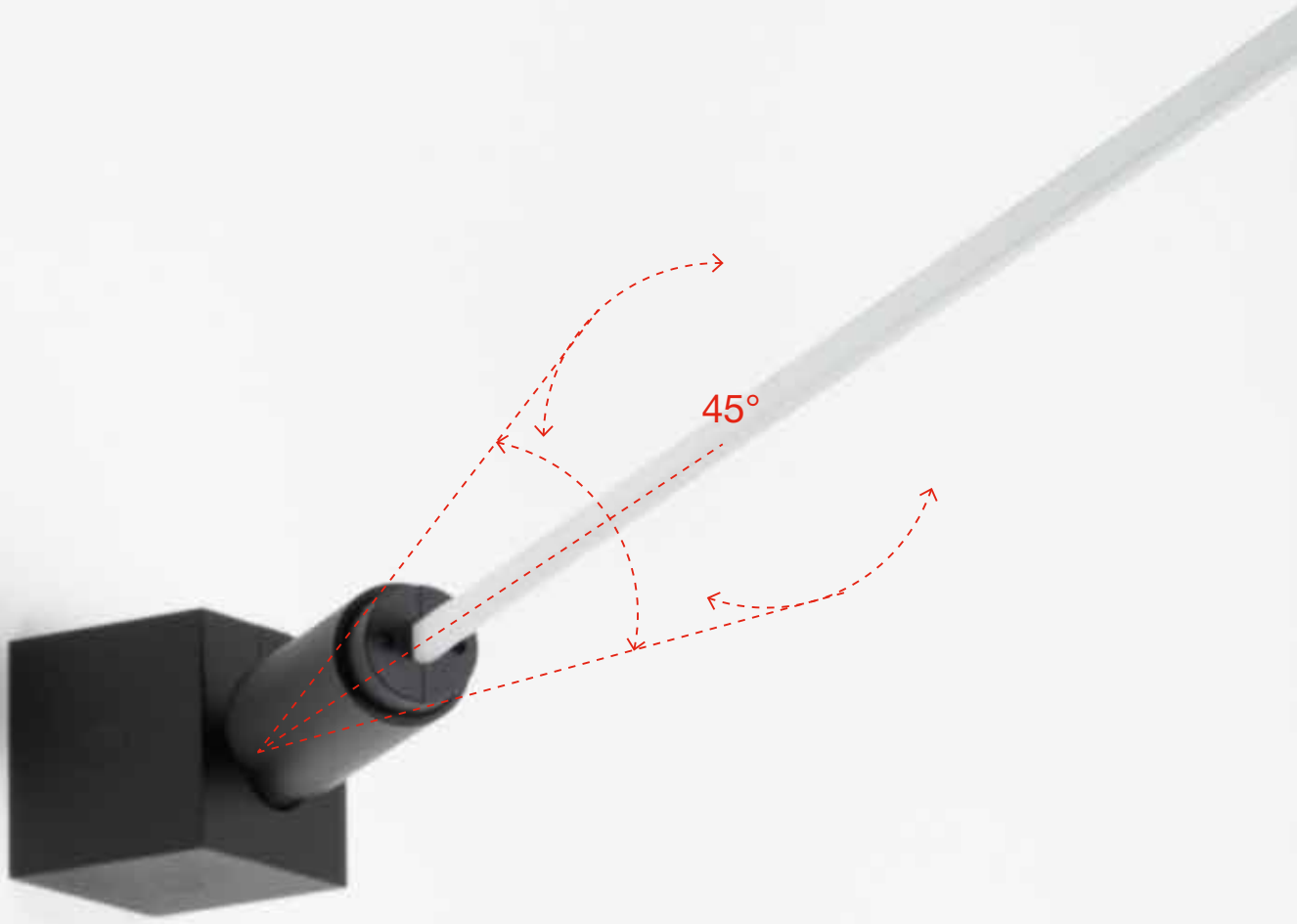


n.1 Cube FV01004 + n.1 Tensioner FV03004



n.1 Cube FV01004 + n.2 Tensioners FV03004





45°

Mechanical joints

Anchor plate*

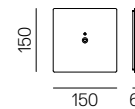
L
150x150 h 6 mm

Color



Code

FV07004



* Accessory for Cube and Diverter.

Diverter

L
Ø 40 x h 55,5 mm

Color

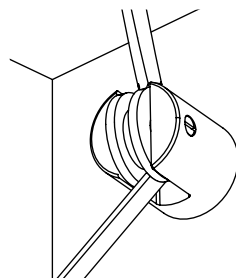
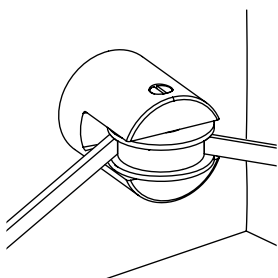


Code

FV02004



The diverter is supplied with two rollers featuring differentiated cable passages, ensuring that, depending on the configuration, the cable is always positioned vertically.



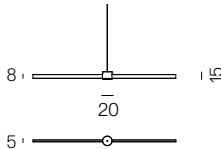


Mechanical joints

Single cable support (for long distances)

L Color
Ø 20 x h 15 mm ●

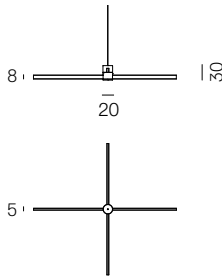
Code
FV05004



Double cable support (for long distances)

L Color
Ø 20 x h 30mm ●

Code
FV06004





Electrical connections

Power device

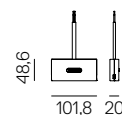
L
102 x 20 h x 48,6 mm

Color



Code

FV04004



Remote wiring recessed grommet

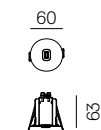
L
Ø 60 x h 63 mm

Color



Code

FV09001



Power unit kits

Rose - Power supply

240W Ceiling power supply kit for suspension and ceiling modules
230VAC-48VDC - IP20 Ⓢ - 400x110x50h

150W Ceiling power supply kit for suspension and ceiling modules
230VAC-48VDC - IP20 Ⓢ - 400x110x50h

Undimmable

Code

FV151040

FV150040



Recessed Power supply for suspension installation

150W Recessed power supply kit for suspension module
230VAC-48VDC - IP20 Ⓢ - 395x165x107h

240W Recessed power supply kit for suspension module
230VAC-48VDC - IP20 Ⓢ - 395x165x107h

320W Recessed power supply kit for suspension module
230VAC-48VDC - IP20 Ⓢ - 395x165x107h

Undimmable

Code

FV170010

FV171010

FV172010



Recessed Power supply for ceiling installation

150W Recessed power supply kit for ceiling module
230VAC-48VDC - IP20 Ⓢ - 395x165x107h

240W Recessed power supply kit for ceiling module
230VAC-48VDC - IP20 Ⓢ - 395x165x107h

320W Recessed power supply kit for ceiling module
230VAC-48VDC - IP20 Ⓢ - 395x165x107h

Undimmable

Code

FV180010

FV181010

FV182010



Remote Power supply

240W Remote power supply unit
230VAC-48VDC - IP20 Ⓢ - 313x243x57,5h

320W Remote power supply unit
230VAC-48VDC - IP20 Ⓢ - 313x243x57,5h

Undimmable

Code

FV161000

FV162000



Starter Pack

Sustainable packaging

	Color	Code
White cable	○	FV301010
Black cable	●	FV301040



Starter pack elements	n. items
Rose power supply kit SMD 150W	1
Power device for the cable	1
Diverter (horizontal or vertical change direction)	1
Single cable supports	2
Cable 10000 mm (black or white)	1
Cubes 60x60 mm + n.2 Tensioners	2
Funivia key tool for installation	1




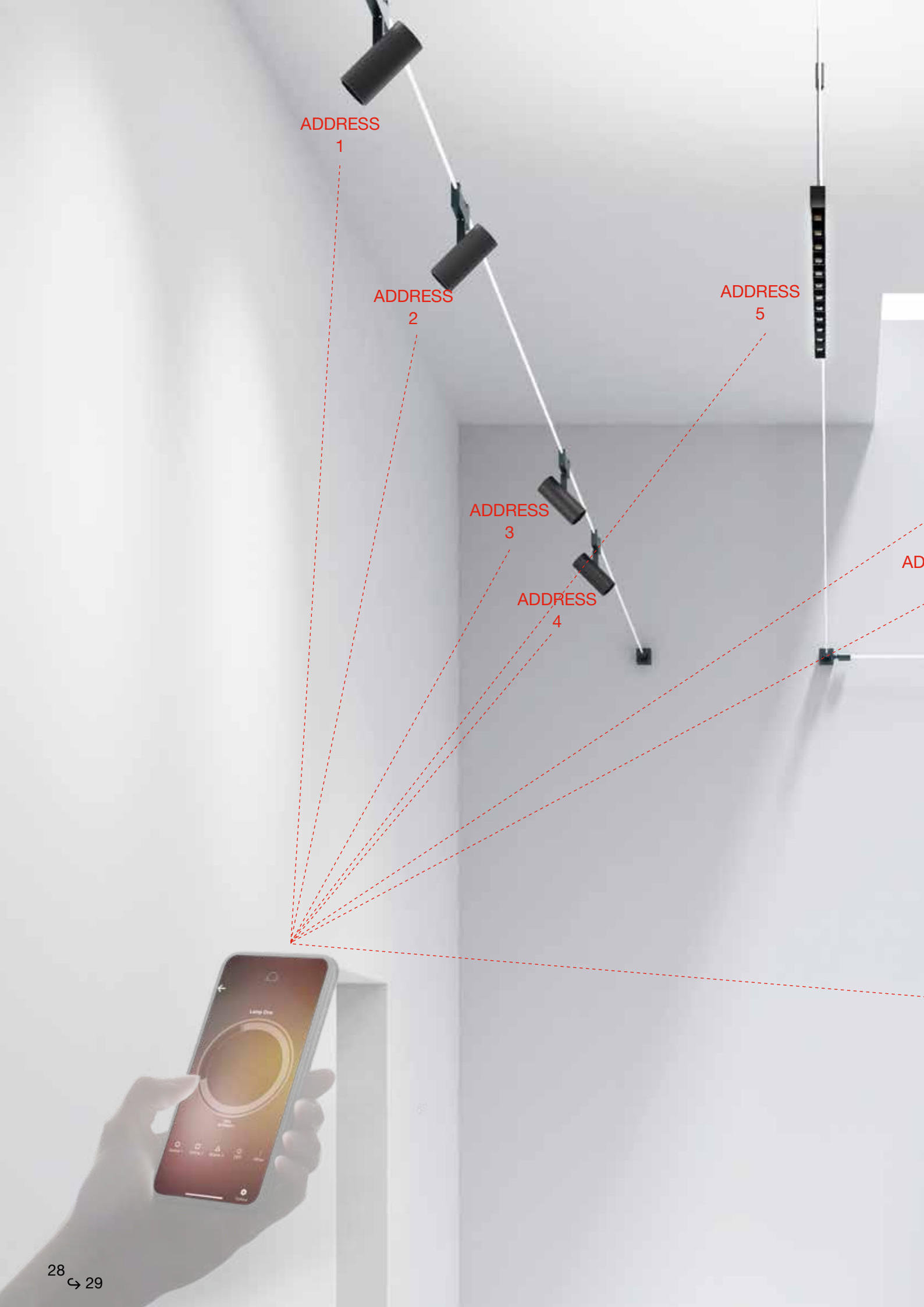


Multiple light performances

Integrating different performances







ADDRESS
1

ADDRESS
2


ADDRESS
5

ADDRESS
3

ADDRESS
4

AD

Funivia is fully addressable



Each lighting appliance can be managed separately by Artemide App ensuring real-time interaction.



Multiclick mode

Short pressures to regulate n.6 intensity levels (100-80-60-40-20-0%)

Dimming mode

Long pressure to dim continuously (100-0%)



Funivia is push dimmable

Each lighting appliance can be managed also through a push dimming button on board activable with a simple common tool. It offers a dynamic and reconfigurable management during installation or for answering to specific project's needs. Budget wise and fast delivery solution.

Funivia

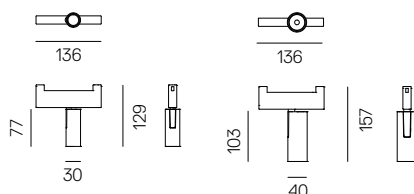
light insets - Vector

Vector 30

Ø 30 x h 77 mm

7 W - 329 lm / 335 lm / 392 lm*

(6° - 24° - 30°)

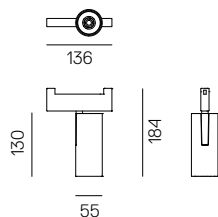


Vector 40

Ø 40 x h 103 mm

10 W - 541 lm / 584 lm / 529 lm*

(13° - 20° - 28°)



Vector 55

Ø 55 x h 130 mm

23 W - 1771 lm / 1811 lm / 1878 lm*

(13° - 20° - 28°)

● Black

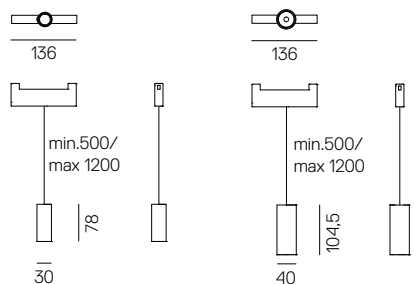
○ White

Vector 30 pendant

Ø 30 x h 77 mm

7 W - 329 lm / 335 lm / 392 lm*

(6° - 24° - 30°)

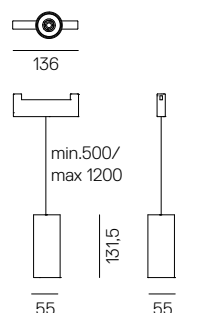


Vector 40 pendant

Ø 40 x h 103 mm

10 W - 541 lm / 584 lm / 529 lm*

(13° - 20° - 28°)



Vector 55 pendant

Ø 55 x h 130 mm

23 W - 1771 lm / 1811 lm / 1878 lm*

(13° - 20° - 28°)







● Black

○ White

* 3000 K values.



VECTOR FUNIVIA

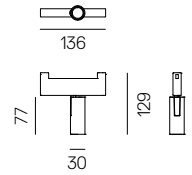
White	Black	SP	FL	WF	MacAdam 3SDCM *MacAdam 2SDCM CRI = 90	IP20 
						
01	04					

VECTOR 30 FUNIVIA

VECTOR 30					APP	PUSH
W	Beam	Flux	CCT	Color	Code	Code
6,5 W	SP 6°	329 lm	2700K	○	FU00001APP	FU00001
				●	FU00004APP	FU00004
			3000K	○	FU01001APP	FU01001
				●	FU01004APP	FU01004
			4000K	○	FU02001APP	FU02001
				●	FU02004APP	FU02004
7 W	FL 17°	335 lm	2700K	○	FU00101APP	FU00101
				●	FU00104APP	FU00104
			3000K	○	FU01101APP	FU01101
				●	FU01104APP	FU01104
			4000K	○	FU02101APP	FU02101
				●	FU02104APP	FU02104
7 W	WF 30°	292 lm	2700K	○	FU00201APP	FU00201
				●	FU00204APP	FU00204
			3000K	○	FU01201APP	FU01201
				●	FU01204APP	FU01204
			4000K	○	FU02201APP	FU02201
				●	FU02204APP	FU02204



Lifetime L70 (18k) > 109000h

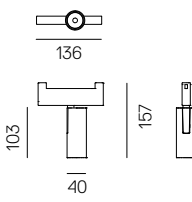


VECTOR 40 FUNIVIA






VECTOR 40					APP	PUSH		
W	Beam	Flux	CCT	Color	Code	Code		
10 W	SP 13°	544 lm	2700K	○	FU10001APP	FU10001		
				●	FU10004APP	FU10004		
			541 lm	3000K	○	FU11001APP	FU11001	
				●	FU11004APP	FU11004		
			541 lm	4000K	○	FU12001APP	FU12001	
				●	FU12004APP	FU12004		
	*FL 20°	543 lm	2700K	○	FU10101APP	FU10101		
				●	FU10104APP	FU10104		
				584 lm	3000K	○	FU11101APP	FU11101
					●	FU11104APP	FU11104	
				626 lm	4000K	○	FU12101APP	FU12101
					●	FU12104APP	FU12104	
*WF 28°	491 lm	2700K	○	FU10201APP	FU10201			
			●	FU10204APP	FU10204			
			529 lm	3000K	○	FU11201APP	FU11201	
				●	FU11204APP	FU11204		
			566 lm	4000K	○	FU12201APP	FU12201	
				●	FU12204APP	FU12204		



Lifetime L70 (24k) > 145000h



VECTOR FUNIVIA

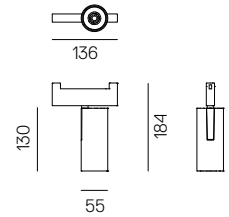
White	Black	SP	FL	WF	MacAdam 3SDCM	IP20
					CRI = 90	
01	04					90° 360°






VECTOR 55 FUNIVIA

VECTOR 55					APP	PUSH
W	Beam	Flux	CCT	Color	Code	Code
19 W	SP 13°	1677 lm	2700K	○	FU20001APP	FU20001
				●	FU20004APP	FU20004
		1771 lm	3000K	○	FU21001APP	FU21001
				●	FU21004APP	FU21004
		1915 lm	4000K	○	FU22001APP	FU22001
				●	FU22004APP	FU22004
	FL 20°	1715 lm	2700K	○	FU20101APP	FU20101
				●	FU20104APP	FU20104
		1811 lm	3000K	○	FU21101APP	FU21101
				●	FU21104APP	FU21104
		1959 lm	4000K	○	FU22101APP	FU22101
				●	FU22104APP	FU22104
	WF 28°	1779 lm	2700K	○	FU20201APP	FU20201
				●	FU20204APP	FU20204
		1878 lm	3000K	○	FU21201APP	FU21201
				●	FU21204APP	FU21204
		2032 lm	4000K	○	FU22201APP	FU22201
				●	FU22204APP	FU22204



Lifetime L70 (9k) > 50000h



Accessories	Color	Vector 40	Vector 55
		Code	Code
	Accessories holder	AP90100	AP91100
	Lens for elliptical emission	AP90200	AP91200
	Soft filter	AP90300	AP91300
	Anti-dazzle louvre	AP90400	AP91400
	Adjustable dowsers	●	AP91500

VECTOR PENDANT FUNIVIA

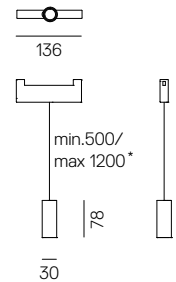
White	Black	SP	FL	WF	MacAdam 3SDCM	IP20
					*MacAdam 2SDCM	
01	04				CRI = 90	

VECTOR 30 PENDANT FUNIVIA

VECTOR 30					APP	PUSH
W	Beam	Flux	CCT	Color	Code	Code
6,5 W	SP 6°	329 lm	2700K	○	FU30001APP	FU30001
				●	FU30004APP	FU30004
			3000K	○	FU31001APP	FU31001
				●	FU31004APP	FU31004
			4000K	○	FU32001APP	FU32001
	●	FU32004APP	FU32004			
7 W	FL 24°	335 lm	2700K	○	FU30101APP	FU30101
				●	FU30104APP	FU30104
			3000K	○	FU31101APP	FU31101
				●	FU31104APP	FU31104
			4000K	○	FU32101APP	FU32101
	●	FU32104APP	FU32104			
7 W	WF 30°	292 lm	2700K	○	FU30201APP	FU30201
				●	FU30204APP	FU30204
			3000K	○	FU31201APP	FU31201
				●	FU31204APP	FU31204
			4000K	○	FU32201APP	FU32201
	●	FU32204APP	FU32204			



Lifetime L70 (18k) > 109000h

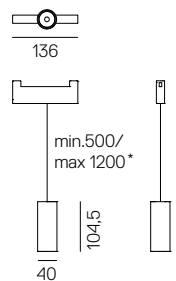


VECTOR 40 PENDANT FUNIVIA



VECTOR 40					APP	PUSH
W	Beam	Flux	CCT	Color	Code	Code
10 W	SP 13°	544 lm	2700K	○	FU40001APP	FU40001
				●	FU40004APP	FU40004
		541 lm	3000K	○	FU41001APP	FU41001
				●	FU41004APP	FU41004
		541 lm	4000K	○	FU42001APP	FU42001
				●	FU42004APP	FU42004
	*FL 20°	543 lm	2700K	○	FU40101APP	FU40101
				●	FU40104APP	FU40104
		584 lm	3000K	○	FU41101APP	FU41101
				●	FU41104APP	FU41104
		626 lm	4000K	○	FU42101APP	FU42101
				●	FU42104APP	FU42104
*WF 28°	491 lm	2700K	○	FU40201APP	FU40201	
			●	FU40204APP	FU40204	
	529 lm	3000K	○	FU41201APP	FU41201	
			●	FU41204APP	FU41204	
	566 lm	4000K	○	FU42201APP	FU42201	
			●	FU42204APP	FU42204	



Lifetime L70 (24k) > 145000h



VECTOR PENDANT FUNIVIA

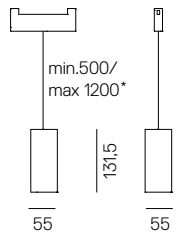
White	Black	SP	FL	WF	MacAdam 3SDCM	IP20
					CRI = 90	
01	04					

VECTOR 55 PENDANT FUNIVIA

VECTOR 55					APP	PUSH
W	Beam	Flux	CCT	Color	Code	Code
19 W	SP 13°	1677 lm	2700K	○	FU50001APP	FU50001
				●	FU50004APP	FU50004
		1771 lm	3000K	○	FU51001APP	FU51001
				●	FU51004APP	FU51004
		1915 lm	4000K	○	FU52001APP	FU52001
				●	FU52004APP	FU52004
	FL 20°	1715 lm	2700K	○	FU50101APP	FU50101
				●	FU50104APP	FU50104
		1811 lm	3000K	○	FU51101APP	FU51101
			●	FU51104APP	FU51104	
		1959 lm	4000K	○	FU52101APP	FU52101
			●	FU52104APP	FU52104	
	WF 28°	1779 lm	2700K	○	FU50201APP	FU50201
				●	FU50204APP	FU50204
		1878 lm	3000K	○	FU51201APP	FU51201
				●	FU51204APP	FU51204
		2032 lm	4000K	○	FU52201APP	FU52201
				●	FU52204APP	FU52204



Lifetime L70 (9k) > 50000h

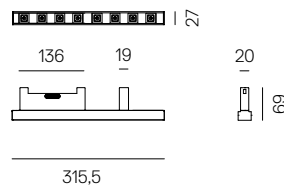


* No cuttable wire.
Clips included to adjust the length.

Funivia light insets - Sharp

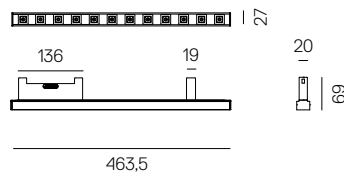
Sharp 8 LED

315,15 x 27 x h 69 mm
19 W - 1400 lm / 1488 lm*
(28° - 62°)



Sharp 12 LED

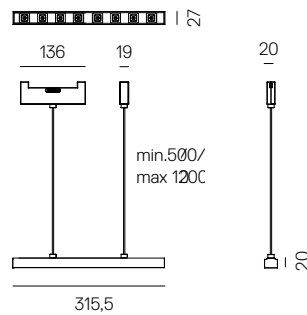
463,5 x 27 x h 69 mm
25 W - 2100 lm / 2232 lm*
(28° - 62°)



- Black
- White

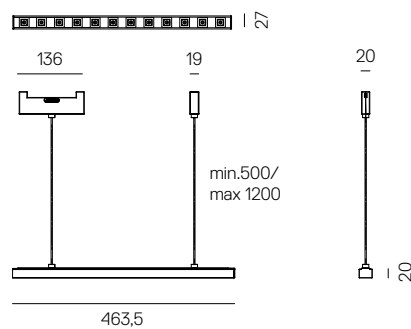
Sharp 8 LED suspension

315,15 x 27 x h 69 mm
19 W - 1400 lm / 1488 lm*
(28° - 62°)



Sharp 12 LED suspension

463,5 x 27 x h 69 mm
25 W - 2100 lm / 2232 lm*
(28° - 62°)



- Black
- White

* 3000 K values.



SHARP FUNIVIA

White Black



01



04

WF XF



MacAdam 2SDCM
 * MacAdam 3SDCM
 Lifetime L70 (17k) > 102000h
 CRI = 90

IP20



SHARP FUNIVIA

SHARP 8 LED

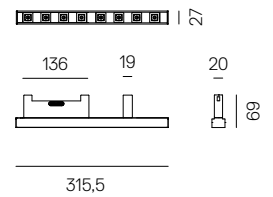
W	Beam	Flux	CCT	Color
19 W	FL 28°	1400 lm	2700K	○
			3000K	●
		1400 lm	3000K	○
			3000K	●
		1498 lm	4000K	○
			4000K	●
	XF 62°	1488 lm	2700K	○
			3000K	●
		1488 lm	3000K	○
			3000K	●
		1592 lm	4000K	○
			4000K	●

APP

Code
FU60001APP
FU60004APP
FU61001APP
FU61004APP
FU62001APP
FU62004APP
FU60101APP
FU60104APP
FU61101APP
FU61104APP
FU62101APP
FU62104APP

PUSH

Code
FU60001
FU60004
FU61001
FU61004
FU62001
FU62004
FU60101
FU60104
FU61101
FU61104
FU62101
FU62104



SHARP 12 LED

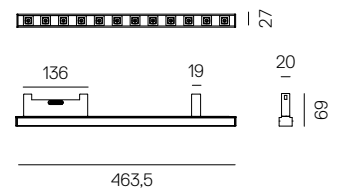
W	Beam	Flux	CCT	Color
25 W	FL 28°	2100 lm	2700K	○
			3000K	●
		2100 lm	3000K	○
			3000K	●
		2247 lm	4000K	○
			4000K	●
	XF 62°	2232 lm	2700K	○
			3000K	●
		2232 lm	3000K	○
			3000K	●
		2388 lm	4000K	○
			4000K	●

APP






Code
FU70001APP
FU70004APP
FU71001APP
FU71004APP
FU72001APP
FU72004APP
FU70101APP
FU70104APP
FU71101APP
FU71104APP
FU72101APP
FU72104APP

PUSH

Code
FU70001
FU70004
FU71001
FU71004
FU72001
FU72004
FU70101
FU70104
FU71101
FU71104
FU72101
FU72104



SHARP SUSPENSION FUNIVIA

White	Black	WF	XF	MacAdam 2SDCM	IP20
				* MacAdam 3SDCM	
01	04			Lifetime L70 (17k) > 102000h	
				CRI = 90	

SHARP SUSPENSION FUNIVIA

SHARP 8 LED

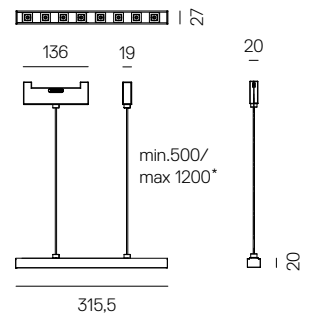
W	Beam	Flux	CCT	Color
19 W	FL 28°	1400 lm	2700K	○
				●
		1400 lm	3000K	○
			●	
	XF 62°	1498 lm	4000K	○
				●
1488 lm		2700K	○	
			●	
	1488 lm	3000K	○	
			●	
	1592 lm	4000K	○	
			●	

APP

Code
FU80001APP
FU80004APP
FU81001APP
FU81004APP
FU82001APP
FU82004APP
FU80101APP
FU80104APP
FU81101APP
FU81104APP
FU82101APP
FU82104APP

PUSH

Code
FU80001
FU80004
FU81001
FU81004
FU82001
FU82004
FU80101
FU80104
FU81101
FU81104
FU82101
FU82104



SHARP 12 LED

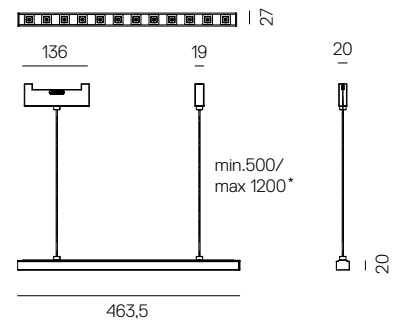
W	Beam	Flux	CCT	Color
25 W	FL 28°	2100 lm	2700K	○
				●
		2100 lm	3000K	○
			●	
	XF 62°	2247 lm	4000K	○
				●
2232 lm		2700K	○	
			●	
	2232 lm	3000K	○	
			●	
	2388 lm	4000K	○	
			●	

APP

Code
FU90001APP
FU90004APP
FU91001APP
FU91004APP
FU92001APP
FU92004APP
FU90101APP
FU90104APP
FU91101APP
FU91104APP
FU92101APP
FU92104APP

PUSH

Code
FU90001
FU90004
FU91001
FU91004
FU92001
FU92004
FU90101
FU90104
FU91101
FU91104
FU92101
FU92104



No cuttable wire.
Clips included to adjust the length.

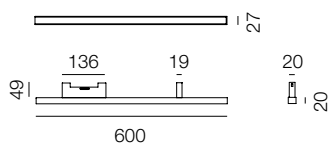
Funivia

light insets - Diffused

Diffused 600

599 x 27 x h 69 mm

15 W - 1255 lm / 1508 lm*



Diffused 1200

1187 x 27 x h 69 mm

30 W - 2509 lm / 3017 lm*



● Black

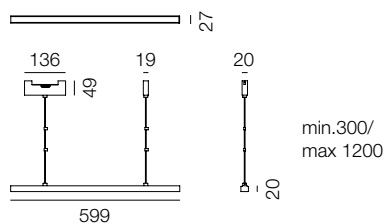
○ White



Diffused 600 suspension

599 x 27 x h 300/1200 mm

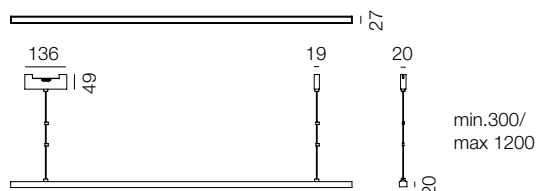
15 W - 1255 lm / 1508 lm*



Diffused 1200 suspension

1187 x 27 x h 300/1200 mm

30 W - 2509 lm / 3017 lm*



● Black

○ White



* 3000 K values.



DIFFUSED FUNIVIA

White Black



01



04

MacAdam 3SDCM
Lifetime L70 (17k) > 102000h
CRI = 90



DIFFUSED FUNIVIA

600 mm

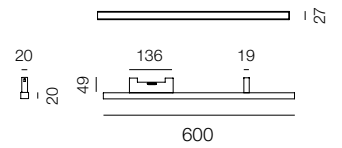
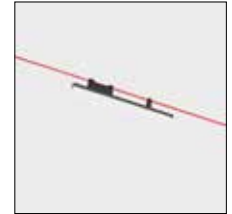
W	CCT	Flux	Color
13 W	2700K	1422 lm	○
		1183 lm	●
	3000K	1508 lm	○
		1255 lm	●
	4000K	1508 lm	○
		1255 lm	●

APP

Code
FW00001APP
FW00004APP
FW01001APP
FW01004APP
FW02001APP
FW02004APP

PUSH

Code
FW00001
FW00004
FW01001
FW01004
FW02001
FW02004



1200 mm

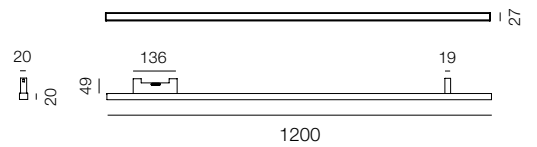
W	CCT	Flux	Color
26 W	2700K	2844 lm	○
		2366 lm	●
	3000K	3017 lm	○
		2509 lm	●
	4000K	3017 lm	○
		2509 lm	●

Artemide App

Code
FW10001APP
FW10004APP
FW11001APP
FW11004APP
FW12001APP
FW12004APP

Push dimming

Code
FW10001
FW10004
FW11001
FW11004
FW12001
FW12004



DIFFUSED SUSPENSION FUNIVIA

White Black



01



04

MacAdam 3SDCM
Lifetime L70 (17k) > 102000h
CRI = 90



DIFFUSED SUSPENSION FUNIVIA

600 mm

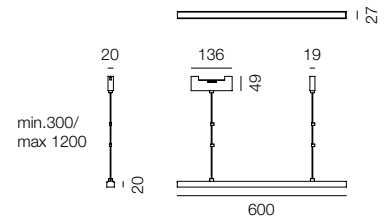
W	CCT	Flux	Color
13 W	2700K	1422 lm	○
		1183 lm	●
	3000K	1508 lm	○
		1255 lm	●
	4000K	1508 lm	○
		1255 lm	●

APP

Code
FW20001APP
FW20004APP
FW21001APP
FW21004APP
FW22001APP
FW22004APP

PUSH

Code
FW20001
FW20004
FW21001
FW21004
FW22001
FW22004



1200 mm

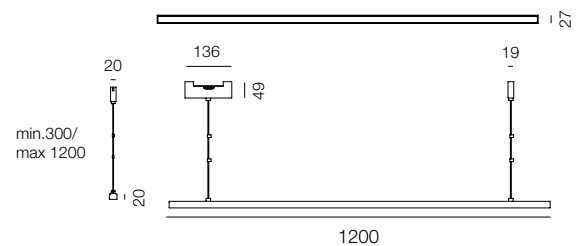
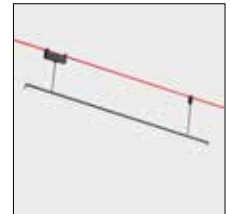
W	CCT	Flux	Color
26 W	2700K	2844 lm	○
		2366 lm	●
	3000K	3017 lm	○
		2509 lm	●
	4000K	3017 lm	○
		2509 lm	●

Artemide App

Code
FW30001APP
FW30004APP
FW31001APP
FW31004APP
FW32001APP
FW32004APP

Push dimming

Code
FW30001
FW30004
FW31001
FW31004
FW32001
FW32004



No cuttable wire.
Clips included to adjust the length.





Funivia

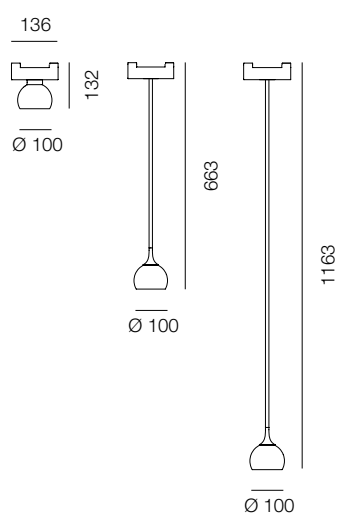
light insets - Ixa


IXA spot Funivia
Ø 100 x h 132 mm
9 W - 465 lm

IXA 50 Funivia
Ø 100 x h 663 mm
9 W - 465 lm

IXA 100 Funivia
Ø 100 x h 1163 mm
9 W - 465 lm

- Anthracite
- Blue
- White/Grey
- Yellow





FUNIVIA IXA

Anthracite

Blue

White/
Grey

Yellow



04



06



01



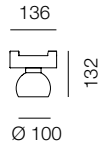

05

MacAdam 3SDCM
CRI = 90

IP20

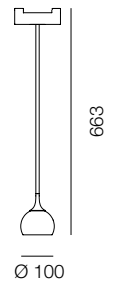
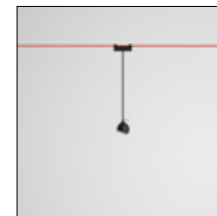
IXA SPOT FUNIVIA

W	CCT	Flux	Color	Code	APP Code
9 W	3000K	465 lm	Anthracite	FS10104	FS10104APP
			Blue	FS10106	FS10106APP
			White/Grey	FS10101	FS10101APP
			Yellow	FS10105	FS10105APP



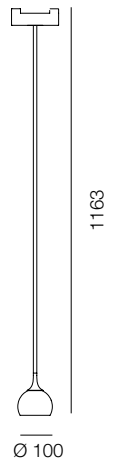
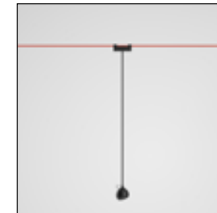
IXA 50 FUNIVIA

W	CCT	Flux	Color	Code	APP Code
9 W	3000K	465 lm	Anthracite	FS10204	FS10204APP
			Blue	FS10206	FS10206APP
			White/Grey	FS10201	FS10201APP
			Yellow	FS10205	FS10205APP



IXA 100 FUNIVIA


W	CCT	Flux	Color	Code	Artemide App Code
9 W	3000K	465 lm	Anthracite	FS10204	FS10204APP
			Blue	FS10206	FS10206APP
			White/Grey	FS10201	FS10201APP
			Yellow	FS10205	FS10205APP











IE Shop, project by MatStudio, Madrid, Spain, ph. Juan Perez | 2022


















Funivia Plug






Cable

Cable reinforced with aramid fiber*		Code
L	Color	
5 x 8 x 5000 mm	○	1884010A
	●	1884020A
	●	1884030A
5 x 8 x 10000 mm	○	1884110A
	●	1884120A
	●	1884130A
5 x 8 x 20000 mm	○	1884210A
	●	1884220A
	●	1884230A



* Dedicated tool Funivia Plug key included.

Cable graphic indicated the polarity of black insulation.



Mechanical joints

Cube

L
60 x 60 h 60 mm

Color



Code

FV01004



60



60

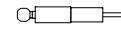
Tensioner

Color



Code

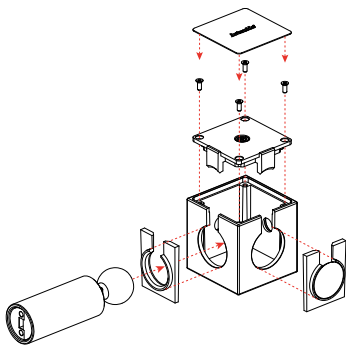
FV03004



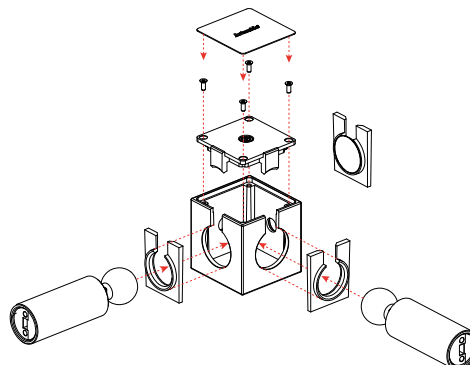
72 63

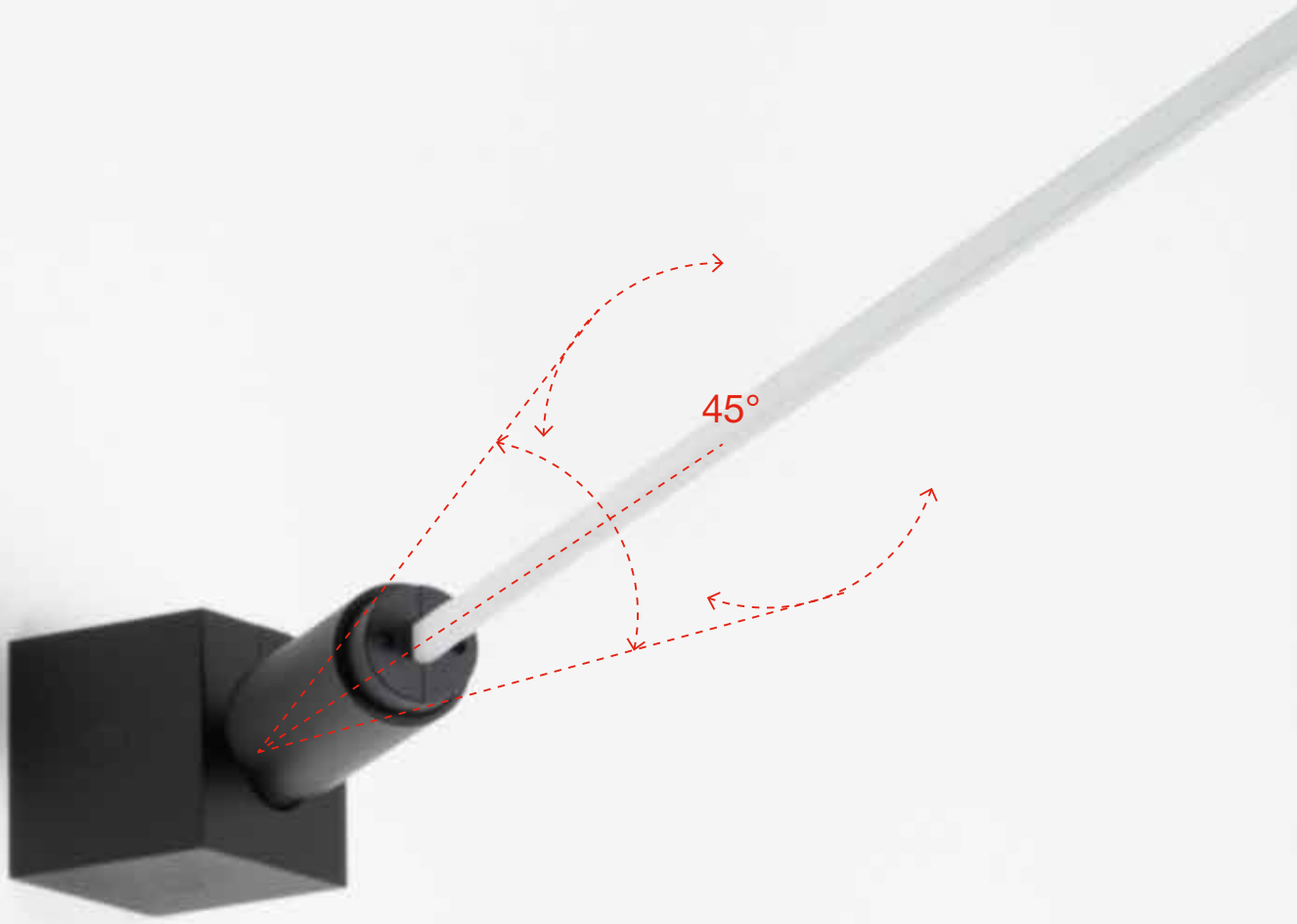
90

n.1 Cube FV01004 + n.1 Tensioner FV03004



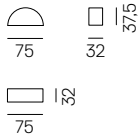

n.1 Cube FV01004 + n.2 Tensioners FV03004



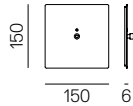


Mechanical joints

Ceiling rose		
L	Color	Code
75,5 mm	●	1883010A



Anchor plate*		
L	Color	Code
150x150 h 6 mm	●	FV07004



* Accessory for Cube and Diverter.



Electrical connections

Remote wiring recessed grommet

L
Ø 60 x h 63 mm

Color



Code

FV09001



60



63

Power units

SMD Power supply

90W SMD power supply kit
110-240VAC 48VDC - IP20 ☺ - 400x110x49h

150W SMD power supply kit
110-240VAC 48VDC - IP20 ☺ - 400x110x49h

DALI2

Code
DV1118

PUSH & APP

Code
DV1118APP

N/D

Code

DV1137

Recessed Power supply for suspension installation

90W Recessed power supply kit for suspension module
110-240VAC 48VDC - IP20 ☺ - 395x165x107h

150W Recessed power supply kit for suspension module
110-240VAC 48VDC - IP20 ☺ - 395x165x107h

DALI2

Code
DV1122

PUSH & APP

Code
DV1122APP

N/D

Code

DV1139

Recessed Power supply for ceiling installation

90W Recessed power supply kit for ceiling module
110-240VAC 48VDC - IP20 ☺ - 395x165x107h

150W Recessed power supply kit for ceiling module
110-240VAC 48VDC - IP20 ☺ - 395x165x107h

DALI2

Code
DV1124

PUSH & APP

Code
DV1124APP

N/D

Code

DV1140

Remote Power supply

90W Remote power supply kit
110-240VAC 48VDC - IP20 ☺ - 395x165x107h

240W Remote power supply kit
110-240VAC 48VDC - IP20 ☺ - 313x243x57,5h

DALI2

Code
DV1120

PUSH & APP

Code
DV1120APP

N/D

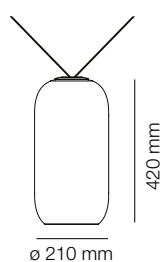
Code

DV1138

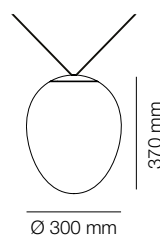
Funivia plug light insets

Gople Funivia
Ø 210 x h 420 mm
17 W - 1686* lm

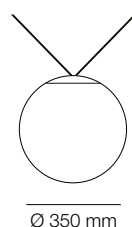
* Lumen from white color



Stellar Nebula 30 Funivia
Ø 300 x h 370 mm
20 W - 1890 lm








Sphere 35 Funivia
Ø 350 mm
17 W - 1775 lm







LIGHT INSETS FUNIVIA PLUG

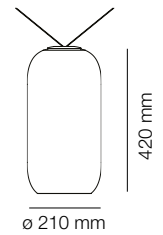
Blue	Bronze	Copper	Silver	White		MacAdam 3SDCM CRI = 90	IP20
							

GOPLÉ FUNIVIA PLUG

W	CCT	Flux	Color	Code
17 W	2700K	1176 lm	Blue ●	1880W50A
		903 lm	Bronze ●	1880W60A
		903 lm	Copper ●	1880W40A
		1176 lm	Silver ○	1880W10A
		1686 lm	White ○	1880W20A

E27 2700K transparent dimmable light bulb included with the luminaire, used for the silver, copper, blue and bronze finish versions.

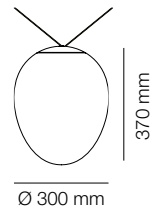

E27 2700K opal dimmable light bulb included with the luminaire, used for the white finish version.



STELLAR NEBULA 30 FUNIVIA PLUG

W	CCT	Flux	Code
20 W	2700K	1890 lm	1882W10A

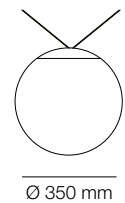
E27 2700K transparent dimmable light bulb included with the luminaire.



SPHERE 35 FUNIVIA PLUG

W	CCT	Flux	Code
17 W	2700K	1775 lm	1881W10A

E27 2700K opal dimmable light bulb included with the luminaire.



LIGHT BULB

	Dimmable
E27 transparent light bulb A70 13W 2700K	X111000902
E27 opal light bulb A70 13W 2700K	X111000903

Funivia indoor

Funivia indoor and Funivia outdoor interpret the same sustainable values and compositional principles. They are two distinct systems that, chosen for different installation areas, freely bring light into every space.

Funivia indoor 48V



(IP20)

A circular, illuminated outdoor light fixture is suspended from a cable. The fixture is a dark ring with a bright, glowing inner ring. In the foreground, there are branches with small, reddish leaves. The background is dark, suggesting an outdoor setting at night.

Funivia outdoor

Funivia outdoor 24V

○
(IP65)

Funivia outdoor

Carlotta de Bevilacqua
2022

Funivia is inclusive, housing products that already exist; the cable connection module is a universal system that translates energy into a “Esperanto” of light.

Funivia Outdoor shows the potential of this open platform, hosting products already included in Artemide’s collections.

It is a sign of the dialogue and shared values among the architects who design for Artemide, who embrace common principles expressed through different languages according to the skill of each individual designer.

Thanks to these properties Funivia has evolved into a system capable of accommodating our light needs in outdoor too.

Its cable can build structures which run in outdoor spaces bringing professional light to places where it had previously been impossible.

Minimal installation work allows to distribute quality also in open spaces liaise with the environment in respect of the rhythms of nature and a correct energy balance.

In Funivia, innovation is a sustainable dialogue that overcomes the limits of all spaces.

PATENT OF INVENTION



For further information on Funivia Outdoor
visit artemide.com




MECHANICAL
CONNECTIONS

DOUBLE CABLE
SUPPORT

MECHANICAL
CONNECTION








Cable

Cable reinforced with aramid fiber

Length	Color	Code
5000 mm	●	FT00004
10000 mm	●	FT00104
20000 mm	●	FT00204

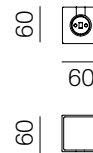


8' 

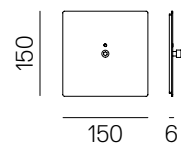
5' 

Mechanical joints

Cube		
Length	Color	Code
60 x 60 h 60 mm	●	FT01004



Anchor plate*		
Length	Color	Code
150x150 h 6 mm	●	FT07004

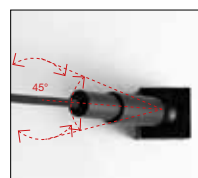
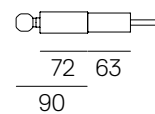
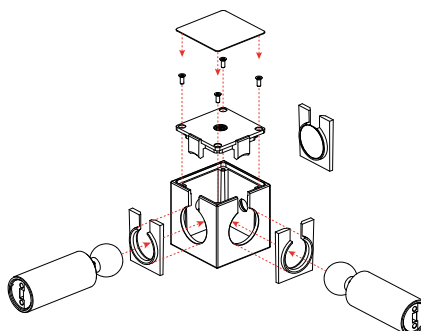
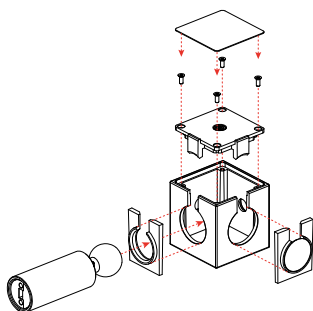


* Accessory for Cube and Diverter.

Tensioner		
	Color	Code
	●	FV03004

n.1 Cube FT01004 + n.1 Tensioner FV03004

n.1 Cube FT01004 + n.2 Tensioners FV03004



Mechanical joints

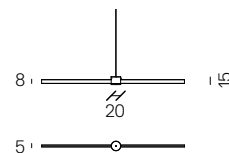
Single cable support (for long distances)

Length
 \varnothing 20 x h 15 mm

Color



Code
FV05004



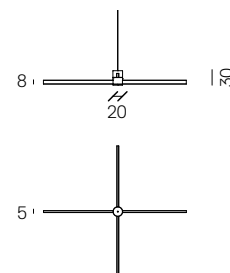
Double cable support (for long distances)

Length
 \varnothing 20 x h 30mm

Color



Code
FV06004



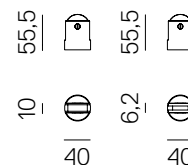
Diverter

Length
 \varnothing 40 x h 55,5 mm

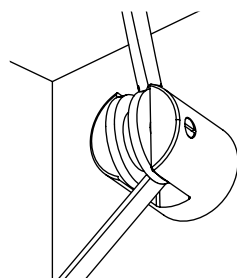
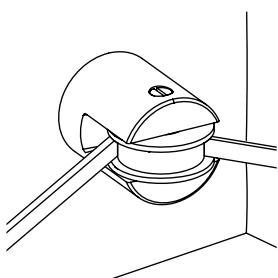
Color



Code
FV02004



The diverter is supplied with two rollers featuring differentiated cable passages, ensuring that, depending on the configuration, the cable is always positioned vertically.



Power unit kits

SMD - Power supply

	Color
100W SMD power supply kit CV 110-277V 24V - IP65 ☉ - 306x140x44H	●
200W SMD power supply kit CV 110-277V 24V - IP65 ☉ - 306x140x44H	●

Undimmable

Code
DV1114
DV1113



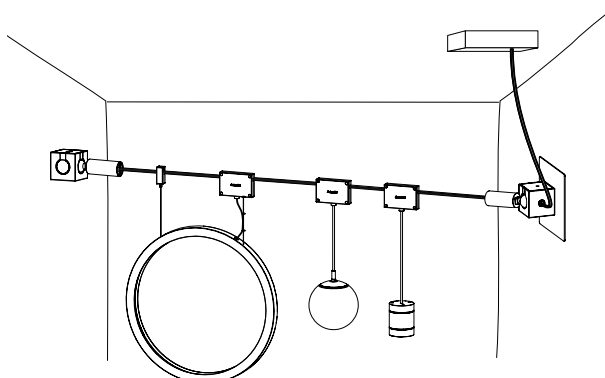
Remote Power supply

	Color
100W Remote power supply unit CV 110-277V 24V - IP65 ☉ - 245x68x39H	●
200W Remote power supply unit CV 110-277V 24V - IP65 ☉ - 220x68x39H	●

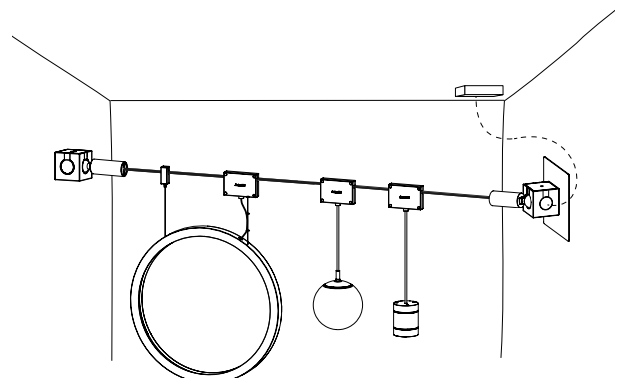
Undimmable

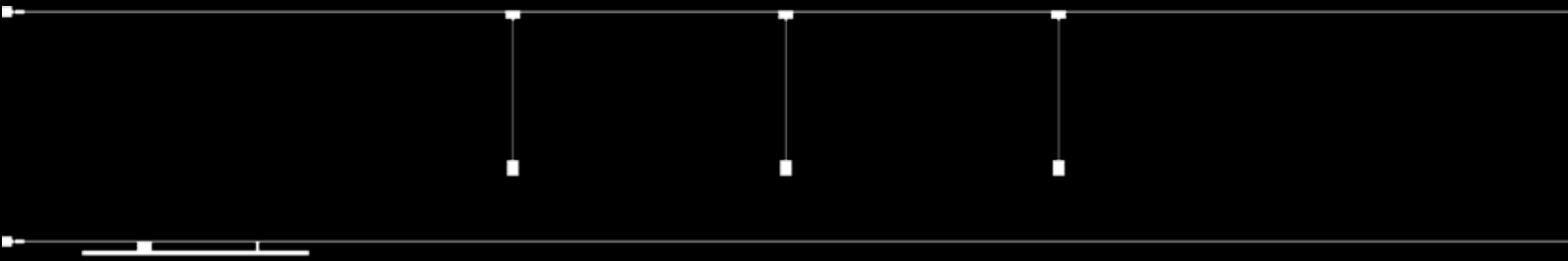
Code
DV1117
DV1116

SMD Power supply



Remote Power supply





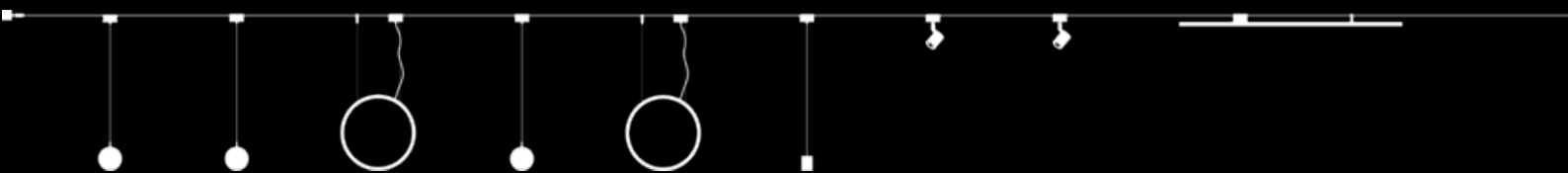
100W POWER SUPPLY - DV1114/DV1117

MAX POWER OUTPUT 85W

max power configuration load 40W - max configuration leng 52m

max power configuration load 60W - max configuration leng 35m

¹ max power configuration load 85W - max configuration leng 25m



200W POWER SUPPLY - DV1113/DV1116

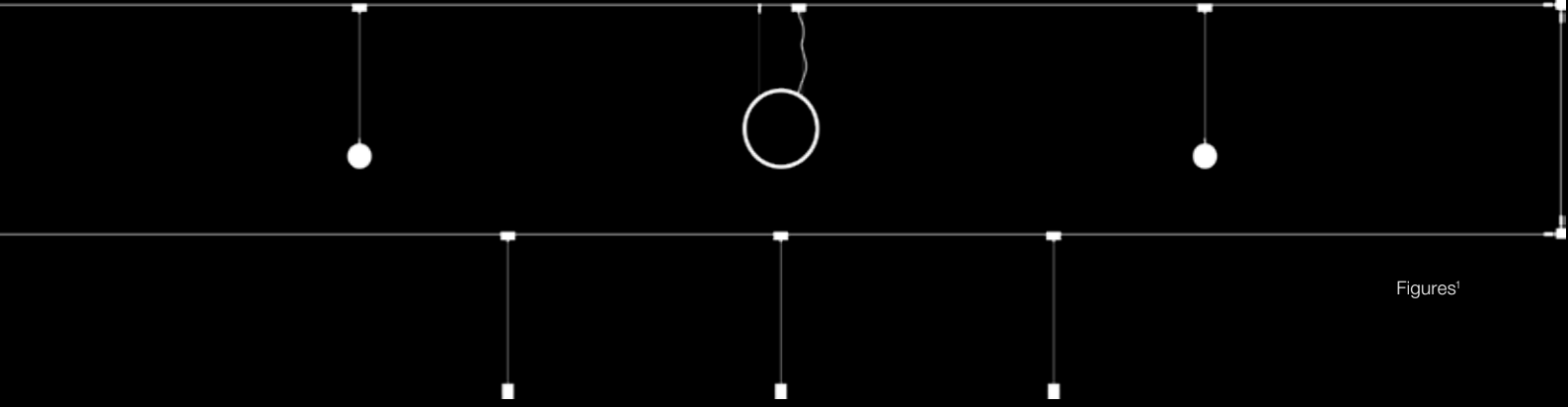
MAX POWER OUTPUT 175W

max power configuration load 100W - max configuration leng 20m

max power configuration load 140W - max configuration leng 15m

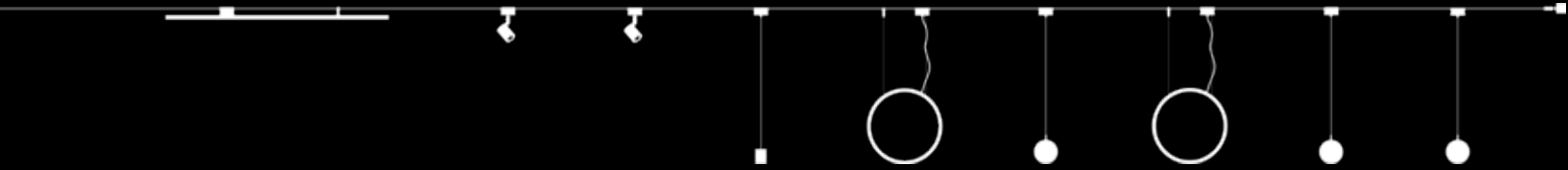
² max power configuration load 175W - max configuration leng 12m

Figures¹



Figures¹

Figures²




Multiple light performances



“O” 45 suspension
ELEMENTAL



“I”
ELEMENTAL



Obice Mini suspension
Alessandro Pedretti

Obice Mini spot
Alessandro Pedretti

Funivia Sphere 14
Carlotta de Bevilacqua

La Linea 25
BIG - Bjarke Ingels Group

"O" & "I" FUNIVIA OUTDOOR

Black



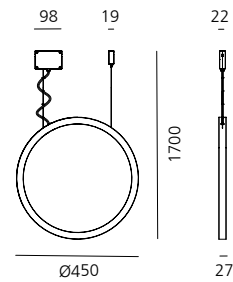
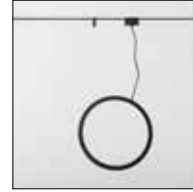
MacAdam 3SDCM
Lifetime L70 (7k) > 40000h
CRI = 90



"O" 45

Diameter	W	Flux	CCT	Color
450 mm	15 W	972 lm	3000K	●

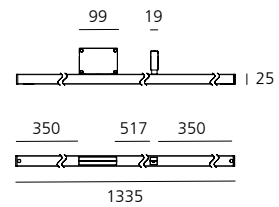
Code
FT21004




"I"

Length	W	Flux	CCT	Color
1400 mm	15 W	1056 lm	3000K	●

Code
FT71004



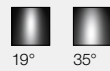


OBICE MINI SPOT & SUSPENSION FUNIVIA OUTDOOR

Black



FL WF



19°

35°

MacAdam 2SDCM
Lifetime L70 (24k) > 145000h
CRI = 90

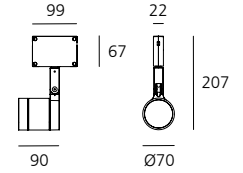



OBICE MINI SPOT

W	Beam	Flux	CCT	Color
6,5 W	FL 19°	586 lm	3000K	●
	WF 35°	456 lm	3000K	●

Code
FT41104

FT41204

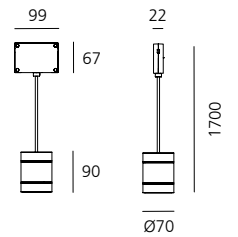


OBICE MINI SUSPENSION

W	Beam	Flux	CCT	Color
6,5 W	FL 19°	586 lm	3000K	●
	WF 35°	456 lm	3000K	●

Code
FT51104

FT51204





SPHERE 14 & LA LINEA 25 FUNIVIA OUTDOOR

White



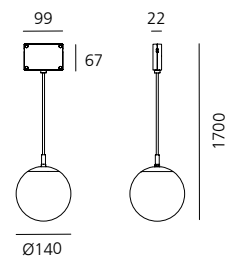
MacAdam 2SDCM
Lifetime L70 (24k) > 145000h
CRI = 90

IP65

SPHERE 14

W	Flux	CCT	Color
6,5 W	670 lm	3000K	○

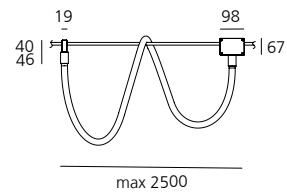
Code
FT61004




LA LINEA 25*

W	Flux	CCT	Color
4,8 W/m	600 lm/m	3000K	○

Code
FT31004



* On demand.









Funivia is compatible with **Artemide App**

Artemide App is a user-friendly and intuitive interface used to control individual products, groups of appliances and lighting scenarios. It is a tool that can be associated with several products from both the Design and the Architectural Catalogues.



Download Artemide App
and find more information on
artemide.com

Headquarters

Artemide S.p.A.

Via Bergamo, 18
20010 Pregnana Milanese (MI), Italy
Tel. +39 02 93518.1
Tel. +39 02 93526.1
Numero verde 800 834 093
(from Italy only)
info@artemide.com
artemide.com

Artemide S.p.A.

si riserva la facoltà di modificare, in qualunque momento e senza preavviso, le caratteristiche tecniche degli elementi illustrati nel presente catalogo.

Artemide S.p.A.

reserves the right to change, at any time and without prior warning, the technical specifications of any product illustrated in this catalogue.

Artemide S.p.A.

se réserve le droit de modifier, à n'importe quel moment et sans préavis, les caractéristiques techniques des éléments illustrés dans ce catalogue.

Artemide S.p.A.

behält sich das Recht vor jederzeit und ohne Ankündigung die technischen Daten der im Katalog abgebildeten Produkte zu ändern.

Artemide S.p.A.

se reserva la facultad de modificar, en cualquier y sin aviso previo, las características técnicas de los elementos ilustrados en el presente catálogo.

2025