

Series Y

Gensler

Artemide[®]

series y

Series Y


Gensler
2017



ARTEMIDE
APP



For further information on Series Y
visit artemide.com







Series Y optics

Direct emission



Diffused emission



35W
3460 lm
Undimmable

Controlled emission



35W
3012 lm
Undimmable

Direct + indirect emission



Diffused + batwing mission




55W
5580 lm
Dimmable DALI separately

Controlled + Batwing emission



55W
5132 lm
Dimmable DALI separately

3000K values



Series Y

Batwing indirect emission



Maximum flexibility
of composition

Horizontal rotation
modules respecting
a minimum of 75°

Controlled emission



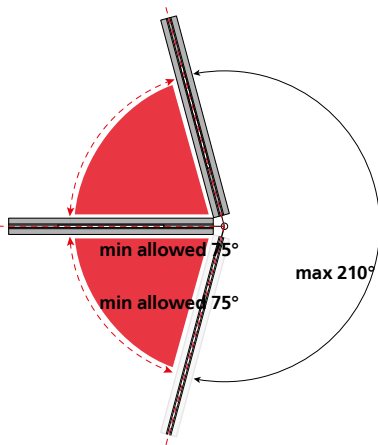
Diffused emission

Free vertical tilt up to
30° upwards or 30°
downwards

Horizontal and vertical freedom to play with

ROTATION ON HORIZONTAL PLANE

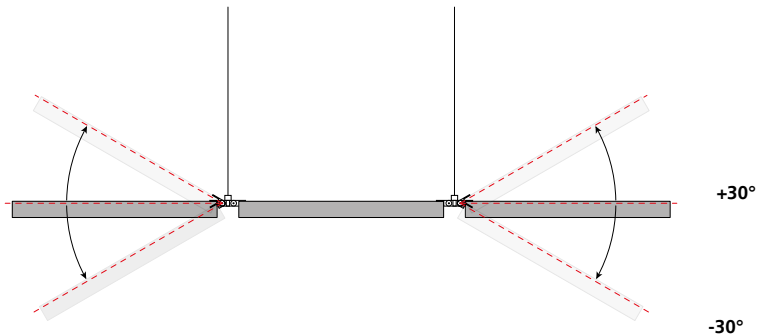
During the installation it is possible to freely choose the position of each single module, respecting a minimum angle between two modules of 75°.



TILT ON VERTICAL PLANE

Each module can be easily tilted (upward or downward) up to 30° from the horizontal plane.

This two movements (rotation and tilting) can be mixed up in infinite possibilities to best adapt to space requirements.




POSSIBLE MULTIPLE CONFIGURATIONS UP TO 4 MODULES


JOINT AND SUSPENSION CABLE



X 2 MODULES

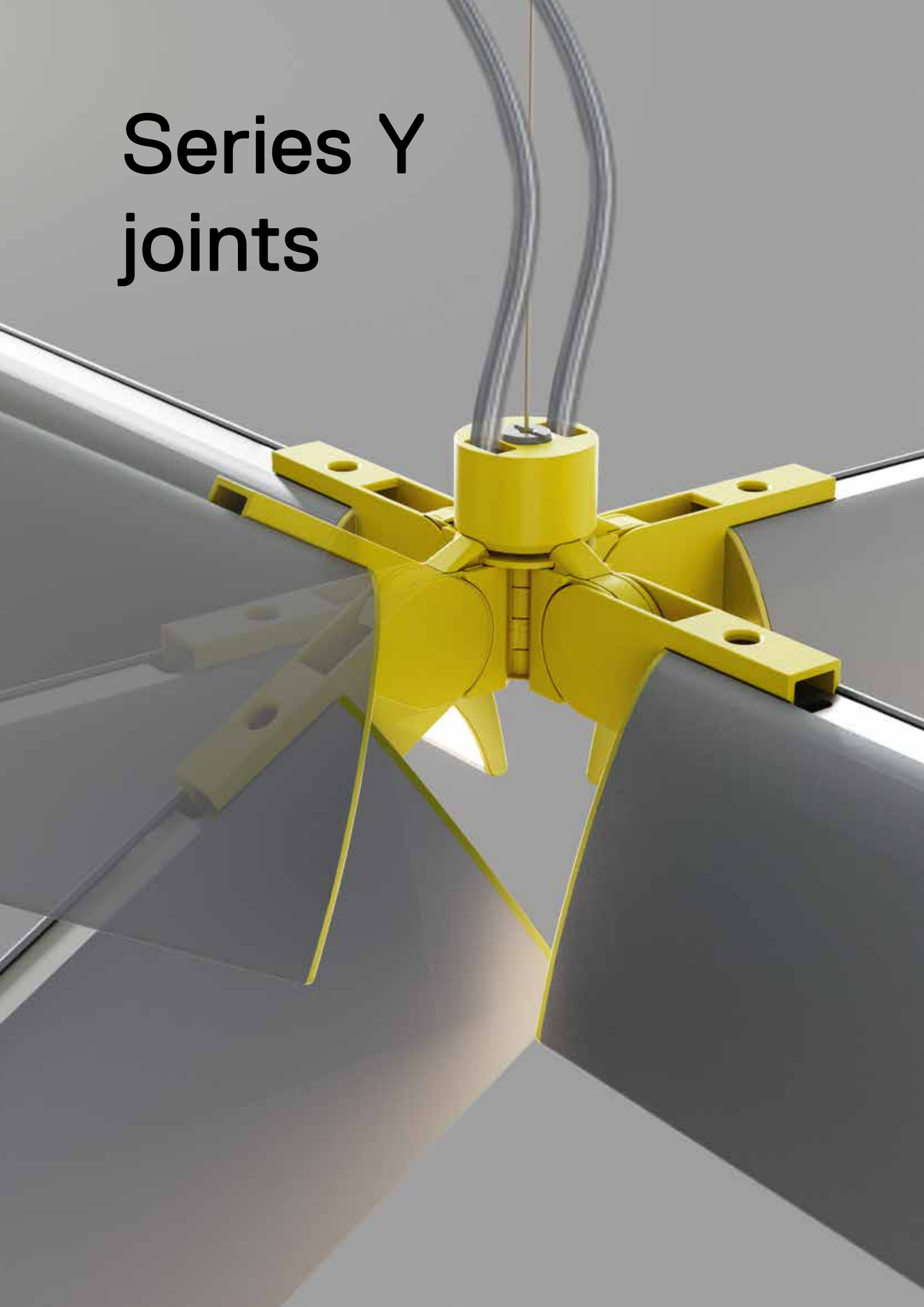


X 3 MODULES

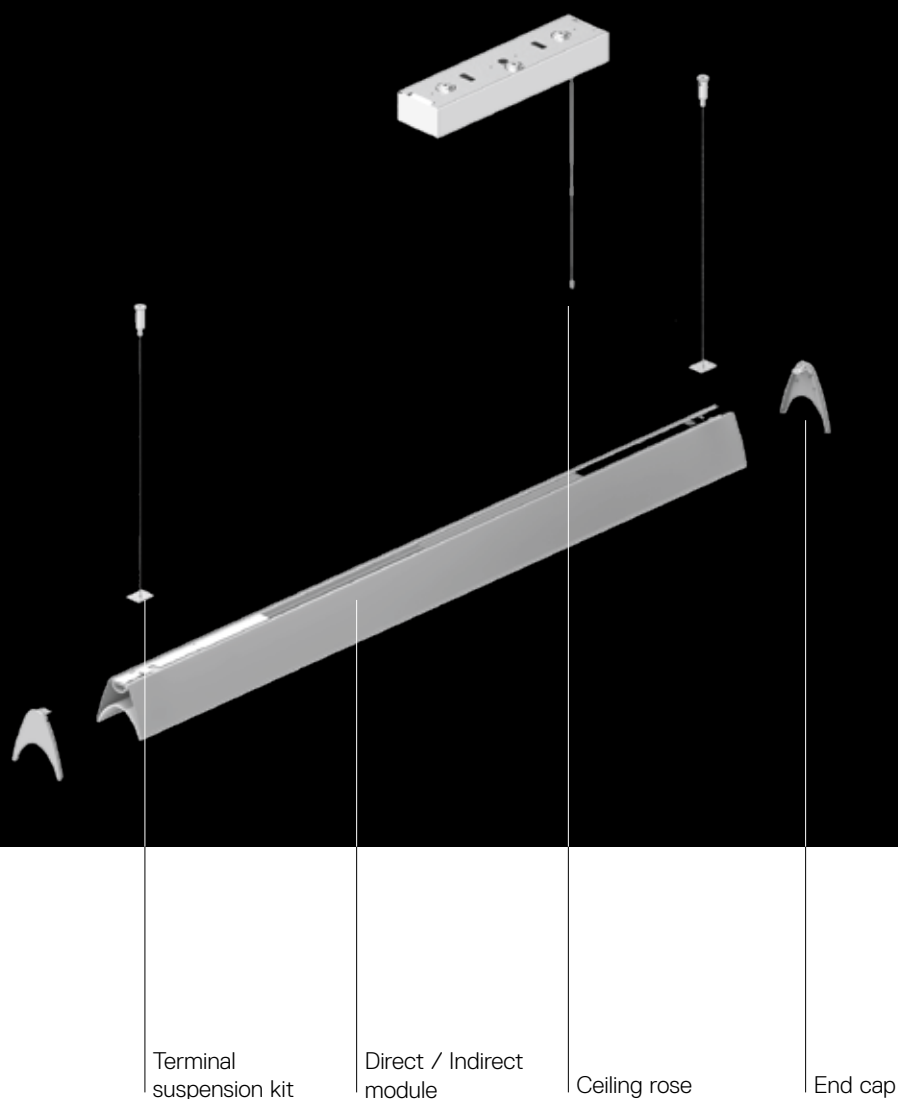


X 4 MODULES


Series Y joints



Series Y linear configuration



END CAP



TERMINAL SUSPENSION KIT



INTERMEDIATE SUSPENSION KIT




CEILING ROSE



○ Small 416x99x65 mm
x1, x2, x3, x4 modules
Undimmable
x1, x2 modules
Dimmable DALI

○ Large 416x139x65 mm
x3, x4 modules
Dimmable DALI



MORE THAN 2 MODULES

Terminal suspension kit

Ceiling rose


Intermediate suspension kit

Direct / Indirect module

End cap

Series Y star configuration

JOINT



3 MODULES

Terminal
suspension kit

Joint end cap

Ceiling rose
Joint with cable
3X

Direct / Indirect
module

End cap

END CAP



JOINT END CAP



TERMINAL
SUSPENSION KIT




CEILING ROSE



○ Small 416x99x65 mm
x1, x2, x3, x4 modules
Undimmable
x1, x2 modules
Dimmable DALI

○ Large 416x139x65 mm
x3, x4 modules
Dimmable DALI



4 MODULES

Terminal suspension kit

Joint end cap

Joint with cable 4X



Ceiling rose

Direct / Indirect module

End cap

Series Y mixed configuration

JOINT



END CAP



-
-
-
-
-

JOINT END CAP



-
-
-
-
-

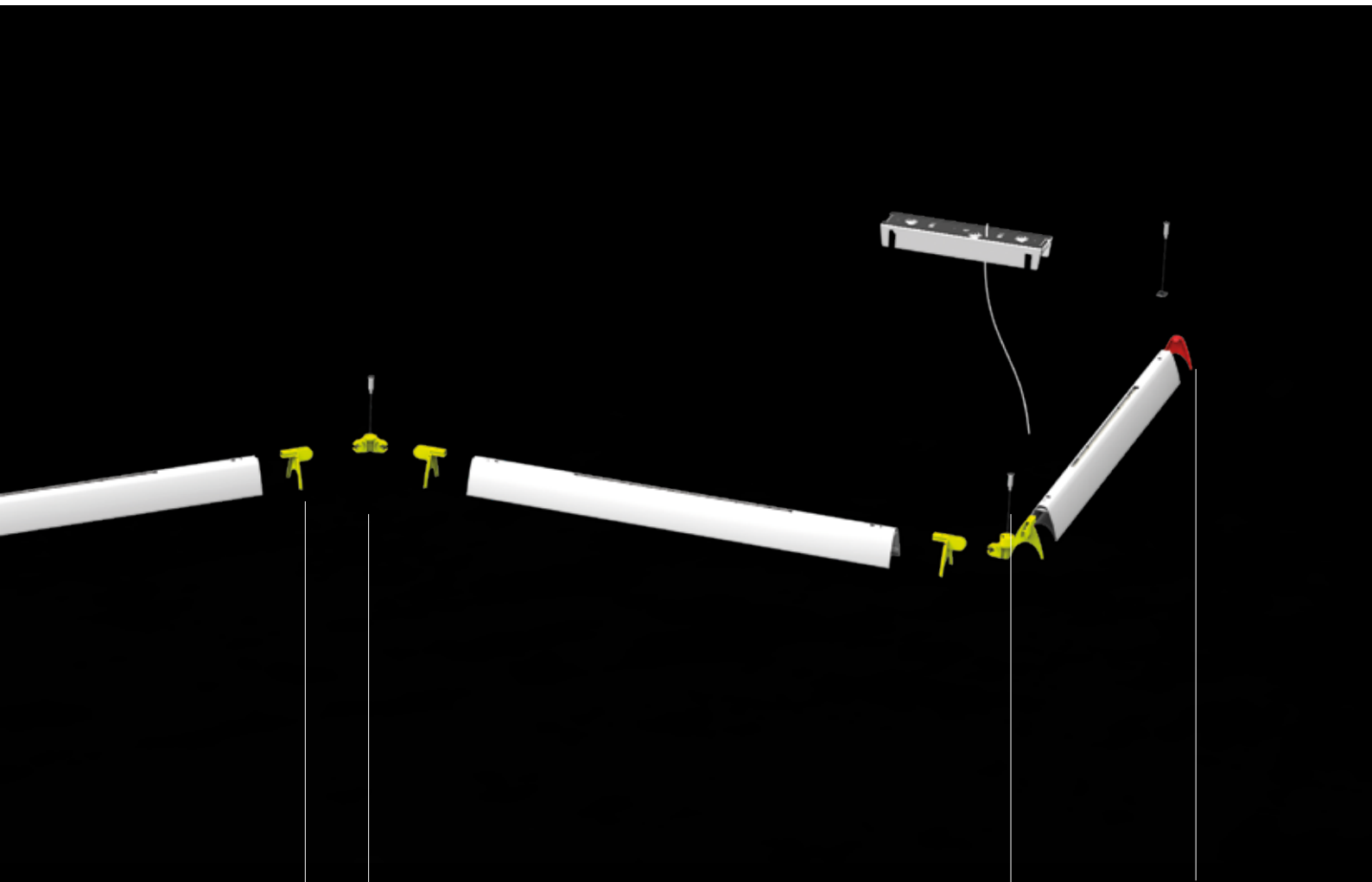
TERMINAL SUSPENSION KIT



CEILING ROSE



- Small 416x99x65 mm
x1, x2, x3, x4 modules
Undimmable
x1, x2 modules
Dimmable DALI
- Large 416x139x65 mm
x3, x4 modules
Dimmable DALI



Joint end cap

Joint 2X


Joint 2X

End cap





SERIES Y - DIRECT EMISSION UNDIMMABLE

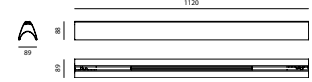


MacAdam 3SDCM
Life L70 (6K) 50000h
CRI = 90

IP20

DIFFUSED EMISSION

Length	W	CRI	Flux	CCT	Undimmable Code
1120mm	35 W	90	2940 lm	3000K	AY000. 01/04/05
			3095 lm	4000K	AY005. 01/04/05



CONTROLLED EMISSION


Length	W	Flux	CCT	Undimmable Code
1120mm	35 W	2559 lm	3000K	AY010. 01/04/05
		2694 lm	4000K	AY015. 01/04/05



Ceiling rose

- Rose x 1 module
- Rose x 2 modules
- Rose x 3 modules - linear configuration
- Rose x 3 modules - star configuration
- Rose x 4 modules - linear configuration
- Rose x 4 modules - star configuration

Undimmable Code
AY80101
AY80201
AY80301
AY80401
AY80501
AY80601

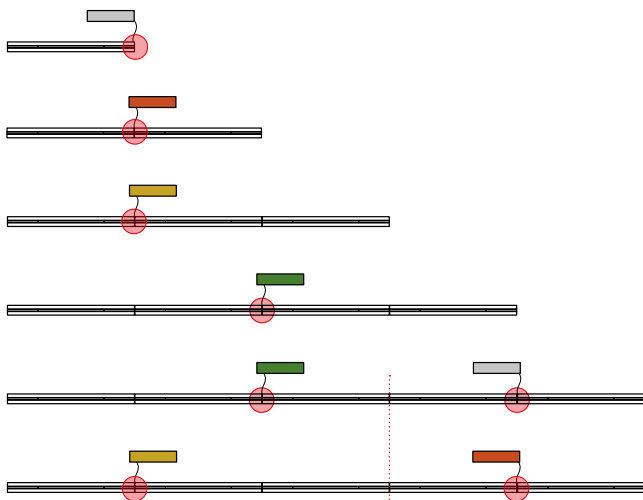


Small

Undimmable rose

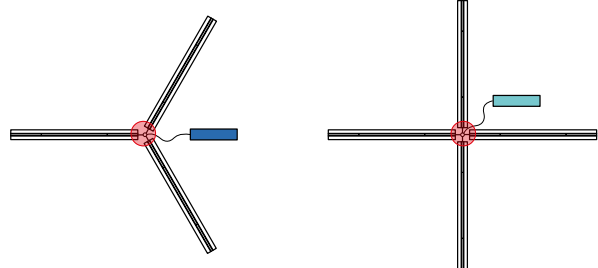
Ceiling rose suitable for all undimmable modules configurations.

LINEAR CONFIGURATION

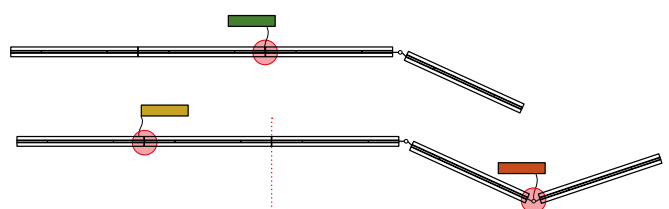


No electrical connection between modules

STAR CONFIGURATION




MIXED CONFIGURATION



No electrical connection between modules

SERIES Y - DIRECT + INDIRECT EMISSION DIMMABLE



MacAdam 3SDCM
Life L70 (6K) 50000h
CRI = 90

IP20

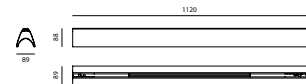
DIFFUSED DIRECT EMISSION + BATWING INDIRECT EMISSION

Length	W	Flux	CCT	Dimmable DALI Code
1120mm	35 W direct	2940 lm direct	3000K	AY050. 01/04/05
	20 W indirect	1802 lm indirect		
		3095 lm direct	4000K	AY055. 01/04/05
		1897 lm indirect		



CONTROLLED DIRECT EMISSION + BATWING INDIRECT EMISSION

Length	W	Flux	CCT	Dimmable DALI Code
1120mm	35 W direct	2559 lm direct	3000K	AY060. 01/04/05
	20 W indirect	1802 lm indirect		
		2694 lm direct	4000K	AY065. 01/04/05
		1897 lm indirect		




Ceiling rose

	Rose x 1 module
	Rose x 2 modules
	Rose x 3 modules - linear configuration
	Rose x 3 modules - star configuration
	Rose x 4 modules - linear configuration
	Rose x 4 modules - star configuration

Dimmable DALI

Code
AY81101
AY81201
AY81301
AY81401
AY81501
AY81601



Small Dimmable rose

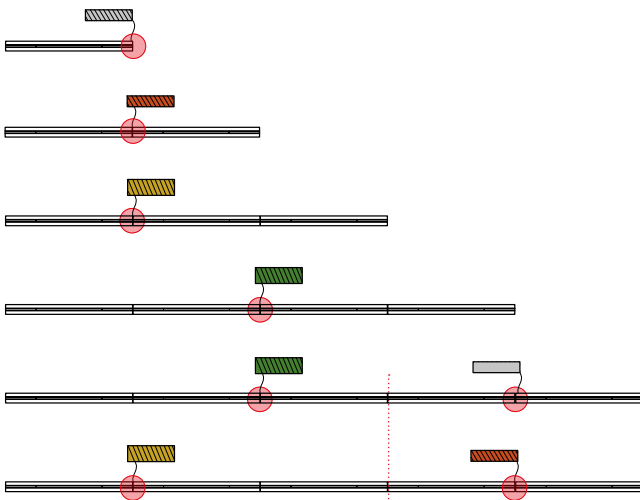
Ceiling rose suitable for 1 or 2 dimmable modules configurations.



Large Dimmable rose

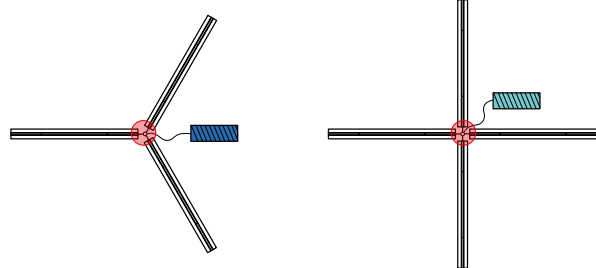
Ceiling rose suitable for 3 or 4 dimmable modules configurations.

LINEAR CONFIGURATION

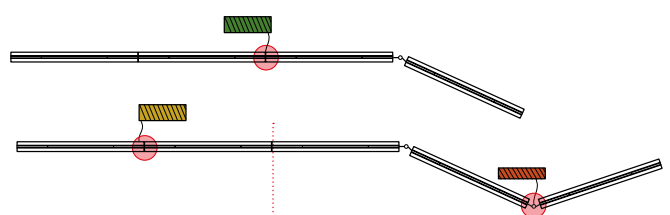


No electrical connection between modules

STAR CONFIGURATION








MIXED CONFIGURATION







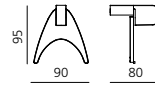
No electrical connection between modules

SERIES Y - JOINTS



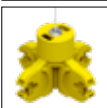
White	Black	Silver	Red	Yellow
				
01	04	05	08	15

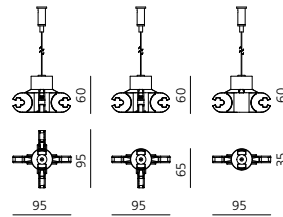
Accessories


	Code
 Terminal suspension kit	AY50000
 Intermediate suspension kit	AY51000
 End cap	AY600. 01/04 05/08/15
 Joint End cap	AY610. 01/04 05/08/15



Joints

	Code
 x 2 modules + suspension cable	AY700. 01/04 05/08/15
 x 3 modules + suspension cable	AY710. 01/04 05/08/15
 x 4 modules + suspension cable	AY720. 01/04 05/08/15







Metro Village, San Donato Milanese, Milan
Project by Lombardini 22 - DEGW
Photo by Dario e Carlos Tettamanzi



Series Y is compatible with **Artemide App**

Artemide App is a user-friendly and intuitive interface used to control individual products, groups of appliances and lighting scenarios. It is a tool that can be associated with several products from both the Design and the Architectural Catalogues.





Download Artemide App
and find more information on
[artemide.com](https://www.artemide.com)

Headquarters

Artemide S.p.A.

Via Bergamo, 18
20006 Pregnana Milanese (MI), Italy
Tel. +39 02 93518.1
Tel. +39 02 93526.1
Numero verde 800 834 093
(from Italy only)
info@artemide.com
artemide.com

Artemide S.p.A.

si riserva la facoltà di modificare, in qualunque momento e senza preavviso, le caratteristiche tecniche degli elementi illustrati nel presente catalogo.

Artemide S.p.A.

reserves the right to change, at any time and without prior warning, the technical specifications of any product illustrated in this catalogue.

Artemide S.p.A.

se réserve le droit de modifier, à n'importe quel moment et sans préavis, les caractéristiques techniques des éléments illustrés dans ce catalogue.

Artemide S.p.A.

behält sich das Recht vor jederzeit und ohne Ankündigung die technischen Daten der im Katalog abgebildeten Produkte zu ändern.

Artemide S.p.A.

se reserva la facultad de modificar, en cualquier y sin aviso previo, las características técnicas de los elementos ilustrados en el presente catálogo.

2025

For information regarding distributors
and points of sale, please visit our website
artemide.com or email: info@artemide.com

Artemide®

