

Luminaire

Code M057381+M057500

Name CATA SOFFITTO CATADIOPTRIC STABLE WHITE UNITA' OTTICA 3000K DIMM DALI + OTTICA NARROW

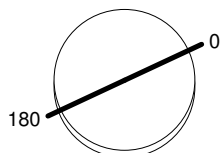
Measur.

Code FTS1500462

Name CATA SOFFITTO CATADIOPTRIC STABLE WHITE UNITA' OTTICA 3000K DIMM DALI + OTTICA NARROW

Luminaire Flux	1124.64 lm	Luminaire Power	30.00 W	Efficacy	37.49 lm/W	Efficiency	100.00%
Lamps Flux	1124.64 lm	Maximum value	18342.15 cd/klm	Position	C=0.00 G=0.00	CG	Rotosymmetrical
Round Luminaire		Diam.	130 mm	Height	135 mm		
Round Luminous Area		Diam.	130 mm	Height	70 mm		
Horizontal Luminous Area		0.013273 m2		Emitting area on Plane 180°		0.009100 m2	
Emitting area on Plane 0°		0.009100 m2		Emitting area on Plane 270°		0.009100 m2	
Emitting area on Plane 90°		0.009100 m2		Glare area at 76°		0.012041 m2	
Coordinate system		CG		Symmetry Type		Rotosymmetrical	
Date		04-02-2015		Maximum Gamma Angle		180	
Measurement Distance		0.00		Measurement Flux		1124.64 lm	
LED Flux=2556lm LED Power=23W Eff=44% EfcLed=111lm/W EfcLum=37lm/W Ra=80 SDCM=3 L70(6K)=36000h							
C.I.E.	69 82 97 83 100			D DIN 5040	B51		
F UTE	0.83 C + 0.17 T			B NBN	BZ 1 / 1.5 / BZ 2		

Diam=130mm



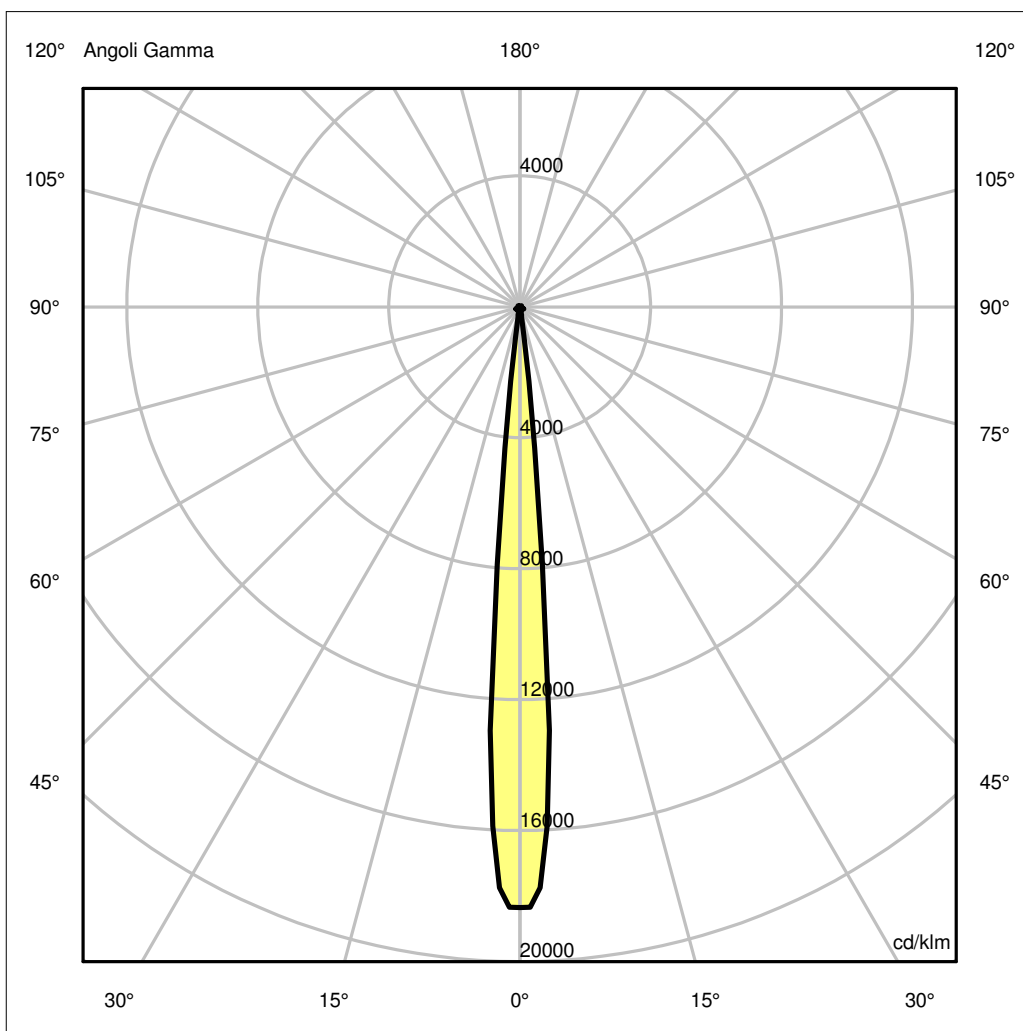
Semipiani C

180.0 — 0.0

ULOR 17.27 %

DLOR 82.73 %

RN 17.27 %



Luminaire

Code M057381+M057500

Name CATA SOFFITTO CATADIOPTRIC STABLE WHITE UNITA' OTTICA 3000K DIMM DALI + OTTICA NARROW

Measurement

Code FTS1500462

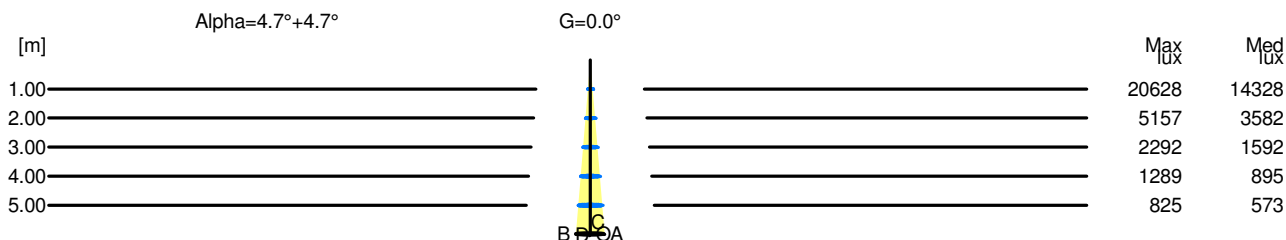
Name CATA SOFFITTO CATADIOPTRIC STABLE WHITE UNITA' OTTICA 3000K DIMM DALI + OTTICA NARROW

Luminaire Flux	1124.64 lm	Luminaire Power	30.00 W	Efficacy	37.49 lm/W	Efficiency	100.00%
Lamps Flux	1124.64 lm	Maximum value	18342.15 cd/klm	Position	C=0.00 G=0.00	CG	Rotosymmetrical
Round Luminaire		Diam.	130 mm	Height	135 mm		
Round Luminous Area		Diam.	130 mm	Height	70 mm		
Horizontal Luminous Area		0.013273 m2		Emitting area on Plane 180°		0.009100 m2	
Emitting area on Plane 0°		0.009100 m2		Emitting area on Plane 270°		0.009100 m2	
Emitting area on Plane 90°		0.009100 m2		Glare area at 76°		0.012041 m2	
Coordinate system		CG		Symmetry Type		Rotosymmetrical	
Date		04-02-2015		Maximum Gamma Angle		180	
Measurement Distance		0.00		Measurement Flux		1124.64 lm	
LED Flux=2556lm LED Power=23W Eff=44% EfcLed=111lm/W EfcLum=37lm/W Ra=80 SDCM=3 L70(6K)=36000h							
C.I.E.	69 82 97 83 100			D DIN 5040	B51		
F UTE	0.83 C + 0.17 T			B NBN	BZ 1 / 1.5 / BZ 2		

Width at 50.00 % of Max Intensity

H[m]	1.00	2.00	3.00	4.00	5.00	H[m]	1.00	2.00	3.00	4.00	5.00
OA	0.08	0.17	0.25	0.33	0.42	OC	0.08	0.17	0.25	0.33	0.42
OB	0.08	0.17	0.25	0.33	0.42	OD	0.08	0.17	0.25	0.33	0.42

				Luminous Intensities [cd/klm]							
	0	5	15	25	35	45	55	65	75	85	
OA	20628.31	8876.79	178.56	39.68	32.59	34.01	116.21	110.53	45.35	9.92	
OB	20628.31	8876.79	178.56	39.68	32.59	34.01	116.21	110.53	45.35	9.92	
OC	20628.31	8876.79	178.56	39.68	32.59	34.01	116.21	110.53	45.35	9.92	
OD	20628.31	8876.79	178.56	39.68	32.59	34.01	116.21	110.53	45.35	9.92	



H[m]	D[m]	Max lux	Med lux	Alpha=4.7°+4.7°	G=0.0	
1.00	0.17	20628	14328			
2.00	0.33	5157	3582			
3.00	0.50	2292	1592			
4.00	0.66	1289	895			
5.00	0.83	825	573			