

Luminaire

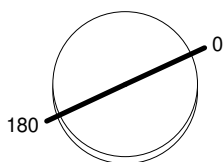
Code 0241W20A
Name FEBE C/W 2700K GRIGIO TORTORA

Measurement

Code FTS1700156-A
Name FEBE C/W 2700K GRIGIO TORTORA

Luminaire Flux	2604 lm	Luminaire Power	30.0 W	Efficacy	86.800 lm/W	Efficiency	100.00%
Source Flux	2604 lm	Maximum value	336.10 cd/klm	Position	C=0.00 G=0.00	CG	Rotosymmetrical
Round Luminaire		Diam.	610 mm	Height	76 mm		
Round Luminous Area		Diam.	590 mm	Height	3 mm		
Horizontal Luminous Area		0.273397 m ²		Emitting area on Plane 180°		0.001770 m ²	
Emitting area on Plane 0°		0.001770 m ²		Emitting area on Plane 270°		0.001770 m ²	
Emitting area on Plane 90°		0.001770 m ²		Glare area at 76°		0.067858 m ²	
Coordinate system		CG		Symmetry Type		Rotosymmetrical	
Date		19-11-2025		Maximum Gamma Angle		180	
Measurement Distance		0.00		Measurement Flux		2604 lm	
LED Flux=3265lm LED Power=24W Eff=80% EfcLed=136lm/W EfcLum=86,8lm/W CCT=2700K Ra=90 SDCM=3 L80B20=60000h							
C.I.E.	46 78 95 99 100			D DIN 5040	A31		
F UTE	0.99 E + 0.01 T			B NBN	BZ 5		

Diam=610mm



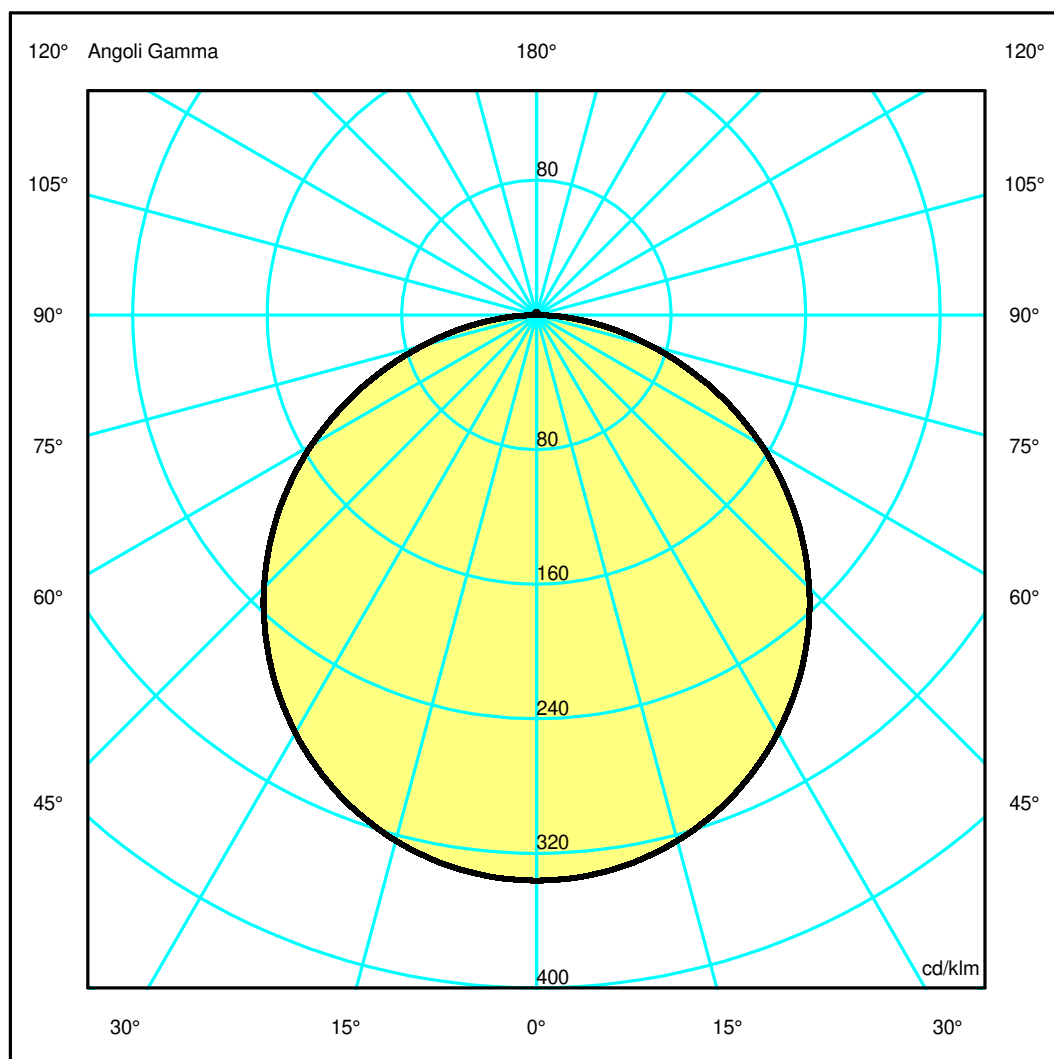
Semipiani C

180.0 ——— 0.0

ULOR 0.83 %

DLOR 99.17 %

RN 0.83 %



Luminaire

Code 0241W20A
Name FEBE C/W 2700K GRIGIO TORTORA

Measurem.

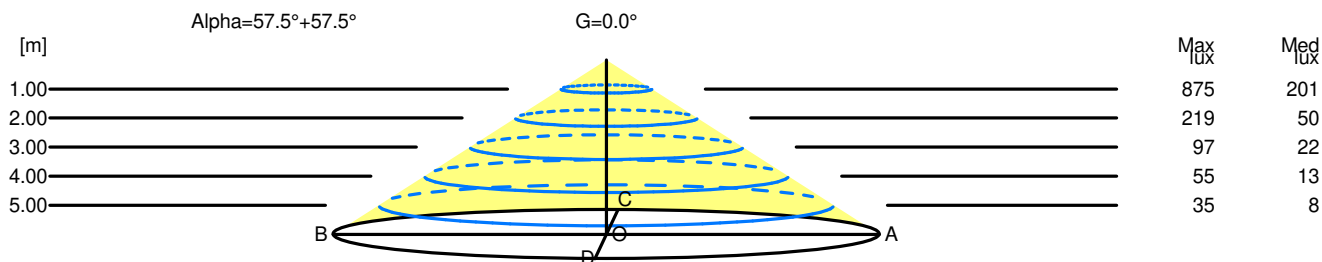
Code FTS1700156-A
Name FEBE C/W 2700K GRIGIO TORTORA

Luminaire Flux	2604 lm	Luminaire Power	30.0 W	Efficacy	86.800 lm/W	Efficiency	100.00%
Source Flux	2604 lm	Maximum value	336.10 cd/klm	Position	C=0.00 G=0.00	CG	Rotosymmetrical
Round Luminaire		Diam.	610 mm	Height	76 mm		
Round Luminous Area		Diam.	590 mm	Height	3 mm		
Horizontal Luminous Area		0.273397 m2		Emitting area on Plane 180°		0.001770 m2	
Emitting area on Plane 0°		0.001770 m2		Emitting area on Plane 270°		0.001770 m2	
Emitting area on Plane 90°		0.001770 m2		Glare area at 76°		0.067858 m2	
Coordinate system		CG		Symmetry Type		Rotosymmetrical	
Date		19-11-2025		Maximum Gamma Angle		180	
Measurement Distance		0.00		Measurement Flux		2604 lm	
LED Flux=3265lm LED Power=24W Eff=80% EfcLed=136lm/W EfcLum=86,8lm/W CCT=2700K Ra=90 SDCM=3 L80B20=60000h							
C.I.E.	46 78 95 99 100			D DIN 5040	A31		
F UTE	0.99 E + 0.01 T			B NBN	BZ 5		

Width at 50.00 % of Max Intensity

H[m]	1.00	2.00	3.00	4.00	5.00	H[m]	1.00	2.00	3.00	4.00	5.00
OA	1.57	3.13	4.70	6.27	7.83	OC	1.57	3.13	4.70	6.27	7.83
OB	1.57	3.13	4.70	6.27	7.83	OD	1.57	3.13	4.70	6.27	7.83

	Luminous Intensities [cd/klm]									
	0	5	15	25	35	45	55	65	75	85
OA	875.20	871.53	842.24	784.97	702.16	596.79	471.10	329.47	182.99	52.73
OB	875.20	871.53	842.24	784.97	702.16	596.79	471.10	329.47	182.99	52.73
OC	875.20	871.53	842.24	784.97	702.16	596.79	471.10	329.47	182.99	52.73
OD	875.20	871.53	842.24	784.97	702.16	596.79	471.10	329.47	182.99	52.73



H[m]	D[m]	Max lux	Med lux	Alpha=57.5°+57.5°	G=0.0	
1.00	3.13	875	201			
2.00	6.27	219	50			
3.00	9.40	97	22			
4.00	12.54	55	13			
5.00	15.67	35	8			