

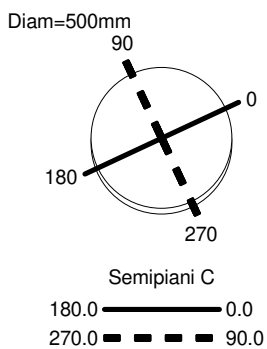
Luminaire

Code DD0089A01
Name ECLITTICA 50 S GOLD/ALU

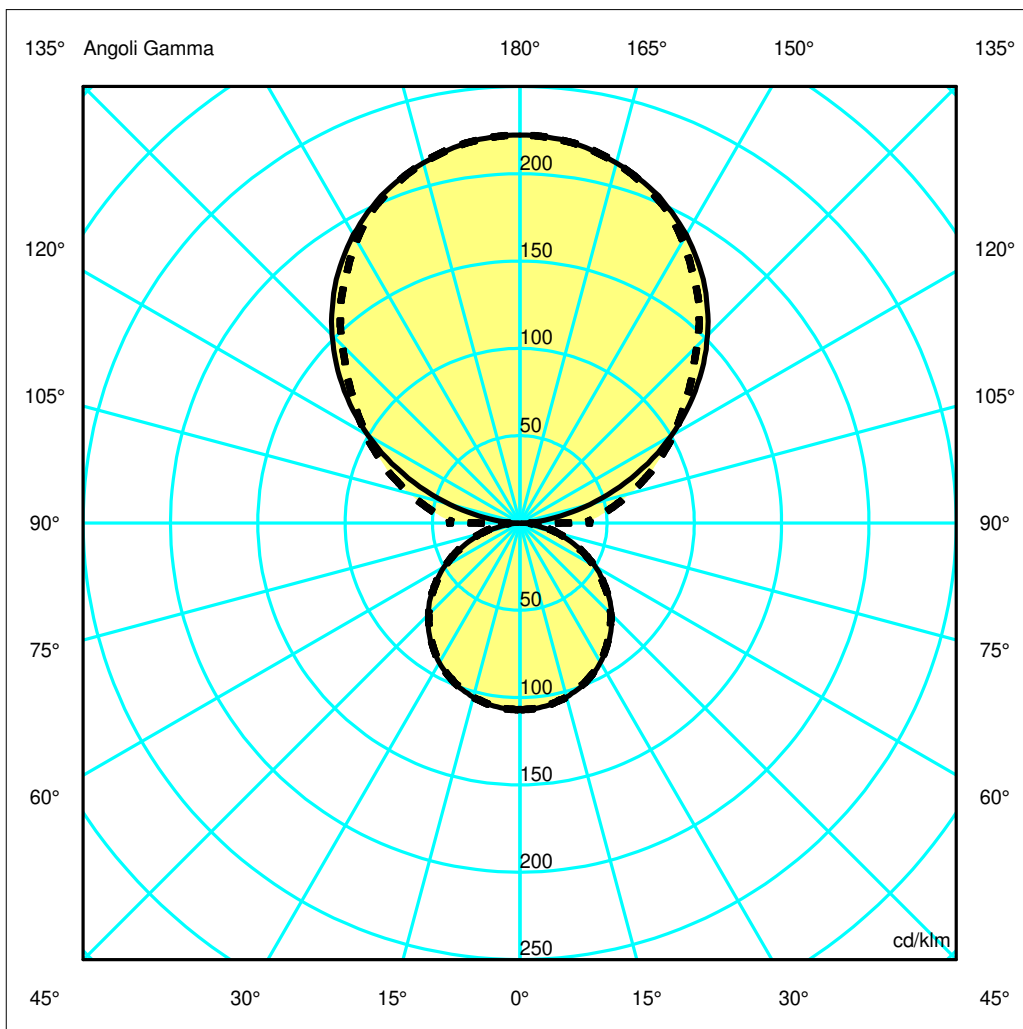
Measurem.

Code FTS1700934
Name ECLITTICA 50 S GOLD/ALU

Luminaire Flux	2533.73 lm	Luminaire Power	26.00 W	Efficacy	97.45 lm/W	Efficiency	100.00%
Lamps Flux	2533.73 lm	Maximum value	222.35 cd/klm	Position	C=55.00 G=179.00	CG	Double Symmetrical
Round Luminaire		Diam.	500 mm	Height	40 mm	Height	0 mm
Rectangular Luminous Area		Length	120 mm	Width	40 mm		
Horizontal Luminous Area		0.004800 m ²		Emitting area on Plane 180°		0.000000 m ²	
Emitting area on Plane 0°		0.000000 m ²		Emitting area on Plane 270°		0.000000 m ²	
Emitting area on Plane 90°		0.000000 m ²		Glare area at 76°		0.001161 m ²	
Coordinate system	CG			Symmetry Type		Double Symmetrical	
Date	25-01-2017			Maximum Gamma Angle		180	
Measurement Distance	0.00			Measurement Flux		2533.73 lm	
LED Flux=2533,74lm LED Power=21W Eff=100% EfcLed=121lm/W EfcLum=97lm/W Ra=80 SDCM=3 L70(6K)=50000 h							
C.I.E.	46 77 94 32 100			D DIN 5040		D32	
F UTE	0.32 E + 0.68 T			B NBN		BZ 5	



ULOR 67.94 %
DLOR 32.06 %
RN 67.94 %



Luminaire

Code DD0089A01
Name ECLITTICA 50 S GOLD/ALU

Measurerm.

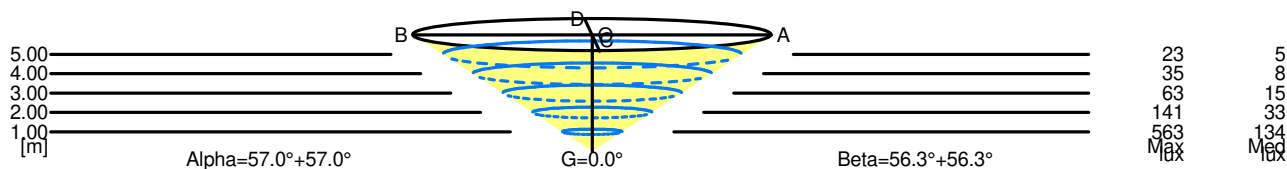
Code FTS1700934
Name ECLITTICA 50 S GOLD/ALU

Luminaire Flux	2533.73 lm	Luminaire Power	26.00 W	Efficacy	97.45 lm/W	Efficiency	100.00%
Lamps Flux	2533.73 lm	Maximum value	222.35 cd/klm	Position	C=55.00 G=179.00	CG	Double Symmetrical
Round Luminaire		Diam.	500 mm	Height	40 mm	Height	0 mm
Rectangular Luminous Area		Length	120 mm	Width	40 mm		
Horizontal Luminous Area		0.004800 m2		Emitting area on Plane 180°		0.000000 m2	
Emitting area on Plane 0°		0.000000 m2		Emitting area on Plane 270°		0.000000 m2	
Emitting area on Plane 90°		0.000000 m2		Glare area at 76°		0.001161 m2	
Coordinate system		CG		Symmetry Type		Double Symmetrical	
Date		25-01-2017		Maximum Gamma Angle		180	
Measurement Distance		0.00		Measurement Flux		2533.73 lm	
LED Flux=2533,74lm LED Power=21W Eff=100% EfcLed=121lm/W EfcLum=97lm/W Ra=80 SDCM=3 L70(6K)=50000 h							
C.I.E.	46 77 94 32 100			D DIN 5040	D32		
F UTE	0.32 E + 0.68 T			B NBN	BZ 5		

Width at 50.00 % of Max Intensity

H[m]	1.00	2.00	3.00	4.00	5.00	H[m]	1.00	2.00	3.00	4.00	5.00
OA	1.54	3.08	4.62	6.17	7.71	OC	1.50	3.00	4.51	6.01	7.51
OB	1.54	3.08	4.62	6.17	7.71	OD	1.50	3.00	4.51	6.01	7.51

	Luminous Intensities [cd/klm]									
	0	5	15	25	35	45	55	65	75	85
OA	563.14	560.61	541.06	506.43	454.57	385.37	300.82	205.20	105.33	22.20
OB	563.14	560.61	541.06	506.43	454.57	385.37	300.82	205.20	105.33	22.20
OC	563.14	560.63	541.02	502.63	438.88	363.84	289.86	225.24	166.12	115.23
OD	563.14	560.63	541.02	502.63	438.88	363.84	289.86	225.24	166.12	115.23



5.00	15.42	23	5		
4.00	12.33	35	8		
3.00	9.25	63	15		
2.00	6.17	141	33		
1.00	3.08	563	134		
H[m]	D[m]	Max lux	Med lux	Alpha=57.0°+57.0°	G=0.0

5.00	15.02	23	5		
4.00	12.02	35	8		
3.00	9.01	63	15		
2.00	6.01	141	33		
1.00	3.00	563	134		
H[m]	D[m]	Max lux	Med lux	Beta=56.3°+56.3°	G=0.0