

Luminaire

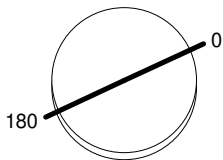
Code BM21401
Name HOY SPOT BIN OR 4000K FL DALI BCO OTK

Measurement

Code FTS2000297-A
Name HOY SPOT BIN OR 4000K FL DALI BCO OTK

Luminaire Flux	2213 lm	Luminaire Power	22.0 W	Efficacy	100.591 lm/W	Efficiency	100.00%
Source Flux	2213 lm	Maximum value	2570.70 cd/klm	Position	C=0.00 G=0.00	CG	Rotosymmetrical
Round Luminaire		Diam.	90 mm	Height	188 mm		
Round Luminous Area		Diam.	69 mm	Height	0 mm		
Horizontal Luminous Area		0.003739 m2		Emitting area on Plane 180°		0.000000 m2	
Emitting area on Plane 0°		0.000000 m2		Emitting area on Plane 270°		0.000000 m2	
Emitting area on Plane 90°		0.000000 m2		Glare area at 76°		0.000905 m2	
Coordinate system		CG		Symmetry Type		Rotosymmetrical	
Date		07-03-2025		Maximum Gamma Angle		180	
Measurement Distance		0.00		Measurement Flux		2213 lm	
LED Flux=2592lm LED Power=19W Eff=85% EfcLed=135lm/W EfcLum=101lm/W CCT=4000K Ra=90 R9=50 SDCM=2 L70(10k)=55400h							
C.I.E.	97	100	100	100	100	D DIN 5040	A60
F UTE	--					B NBN	BZ 1

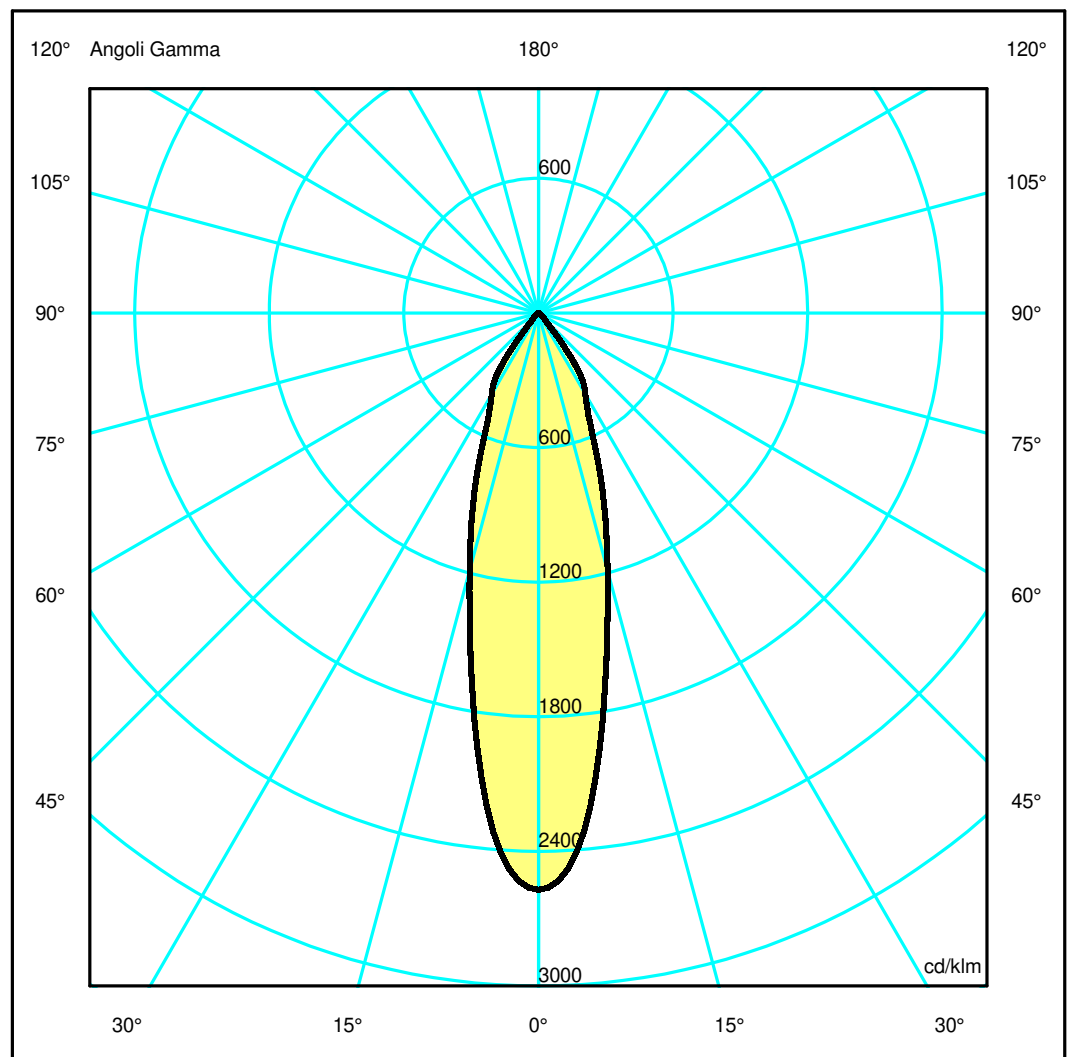
Diam=90mm



Semipiani C

180.0 ——— 0.0

ULOR 0.00 %
DLOR100.00 %
RN 0.00 %



Luminaire

Code BM21401
Name HOY SPOT BIN OR 4000K FL DALI BCO OTK

Measurem.

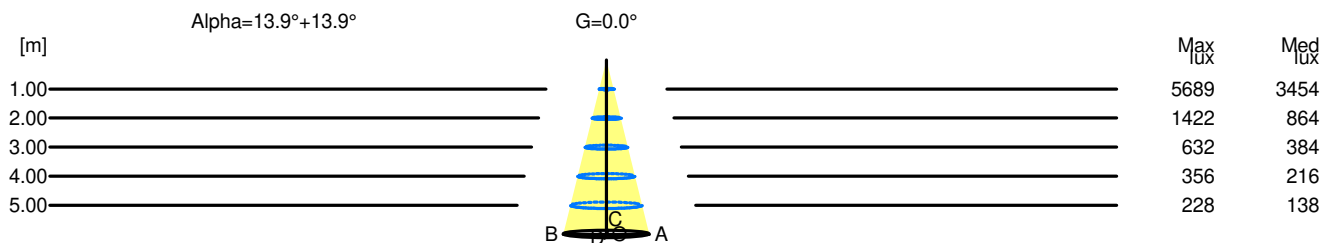
Code FTS2000297-A
Name HOY SPOT BIN OR 4000K FL DALI BCO OTK

Luminaire Flux	2213 lm	Luminaire Power	22.0 W	Efficacy	100.591 lm/W	Efficiency	100.00%
Source Flux	2213 lm	Maximum value	2570.70 cd/klm	Position	C=0.00 G=0.00	CG	Rotosymmetrical
Round Luminaire		Diam.	90 mm	Height	188 mm		
Round Luminous Area		Diam.	69 mm	Height	0 mm		
Horizontal Luminous Area		0.003739 m2		Emitting area on Plane 180°		0.000000 m2	
Emitting area on Plane 0°		0.000000 m2		Emitting area on Plane 270°		0.000000 m2	
Emitting area on Plane 90°		0.000000 m2		Glare area at 76°		0.000905 m2	
Coordinate system		CG		Symmetry Type		Rotosymmetrical	
Date		07-03-2025		Maximum Gamma Angle		180	
Measurement Distance		0.00		Measurement Flux		2213 lm	
LED Flux=2592lm LED Power=19W Eff=85% EfcLed=135lm/W EfcLum=101lm/W CCT=4000K Ra=90 R9=50 SDCM=2 L70(10k)=55400h							
C.I.E.	97	100	100	100	100	D DIN 5040	A60
F UTE	--					B NBN	BZ 1

Width at 50.00 % of Max Intensity

H[m]	1.00	2.00	3.00	4.00	5.00	H[m]	1.00	2.00	3.00	4.00	5.00
OA	0.25	0.49	0.74	0.99	1.24	OC	0.25	0.49	0.74	0.99	1.24
OB	0.25	0.49	0.74	0.99	1.24	OD	0.25	0.49	0.74	0.99	1.24

	Luminous Intensities [cd/klm]									
	0	5	15	25	35	45	55	65	75	85
OA	5688.95	5135.03	2629.02	1207.13	661.42	74.72	15.41	5.17	1.14	0.10
OB	5688.95	5135.03	2629.02	1207.13	661.42	74.72	15.41	5.17	1.14	0.10
OC	5688.95	5135.03	2629.02	1207.13	661.42	74.72	15.41	5.17	1.14	0.10
OD	5688.95	5135.03	2629.02	1207.13	661.42	74.72	15.41	5.17	1.14	0.10



H[m]	D[m]	Max lux	Med lux	Alpha=13.9°+13.9°	G=0.0
1.00	0.49	5689	3454		
2.00	0.99	1422	864		
3.00	1.48	632	384		
4.00	1.98	356	216		
5.00	2.47	228	138		