

Luminaire

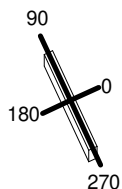
Code CF02104+CF50101
Name HOY REFR S D/I 940 L=1154 DALI NRO + HOY REFR KIT LOUVRE L=1154 BCO

Measurem.

Code FTS2574
Name HOY REFR S D/I 940 L=1154 DALI NRO + HOY REFR KIT LOUVRE L=1154 BCO

Luminaire Flux	3969 lm	Luminaire Power	29.0 W	Efficacy	136.862 lm/W	Efficiency	100.00%
Source Flux	3969 lm	Maximum value	715.54 cd/klm	Position	C=0.00 G=0.00	CG	Double Symmetrical
Rectangular Luminaire		Length	1154 mm	Width	100 mm	Height	58 mm
Rectangular Luminous Area		Length	1144 mm	Width	90 mm	Height	0 mm
Horizontal Luminous Area		0.102960 m2		Emitting area on Plane 180°		0.000000 m2	
Emitting area on Plane 0°		0.000000 m2		Emitting area on Plane 270°		0.000000 m2	
Emitting area on Plane 90°		0.000000 m2		Glare area at 76°		0.024908 m2	
Coordinate system		CG		Symmetry Type		Double Symmetrical	
Date		20-05-2025		Maximum Gamma Angle		180	
Measurement Distance		0.00		Measurement Flux		3969 lm	
LED Flux=4555lm LED Power=25W Eff=87% EfcLed=185lm/W EfcLum=137lm/W CCT=4000K Ra=90 R9=50 SDCM=3 L70(6k)=50000h							
C.I.E.	97 99 100 54 100			D DIN 5040		C61	
F UTE	0.54 A + 0.46 T			B NBN		BZ 1	

1154mm x 100mm



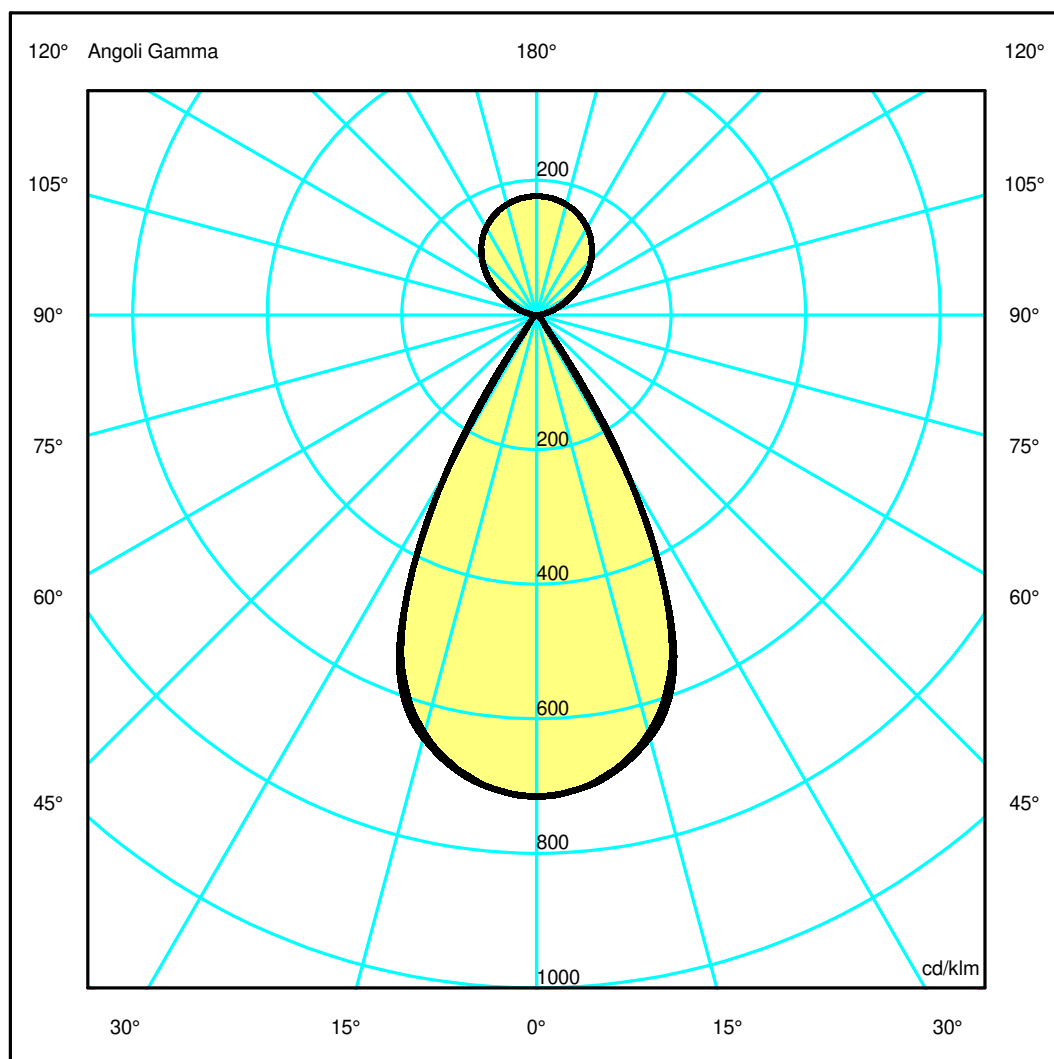
Semipiani C

180.0 — 0.0
270.0 — 90.0

ULOR 46.08 %

DLOR 53.92 %

RN 46.08 %



Luminaire

Code CF02104+CF50101
Name HOY REFR S D/I 940 L=1154 DALI NRO + HOY REFR KIT LOUVRE L=1154 BCO

Measurem.

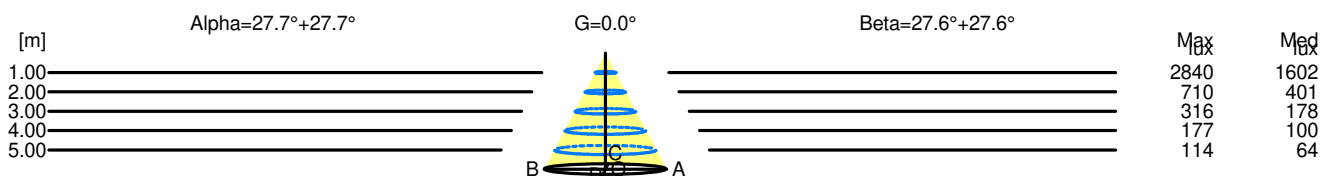
Code FTS2574
Name HOY REFR S D/I 940 L=1154 DALI NRO + HOY REFR KIT LOUVRE L=1154 BCO

Luminaire Flux	3969 lm	Luminaire Power	29.0 W	Efficacy	136.862 lm/W	Efficiency	100.00%
Source Flux	3969 lm	Maximum value	715.54 cd/klm	Position	C=0.00 G=0.00	CG	Double Symmetrical
Rectangular Luminaire		Length	1154 mm	Width	100 mm	Height	58 mm
Rectangular Luminous Area		Length	1144 mm	Width	90 mm	Height	0 mm
Horizontal Luminous Area		0.102960 m2		Emitting area on Plane 180°		0.000000 m2	
Emitting area on Plane 0°		0.000000 m2		Emitting area on Plane 270°		0.000000 m2	
Emitting area on Plane 90°		0.000000 m2		Glare area at 76°		0.024908 m2	
Coordinate system		CG		Symmetry Type		Double Symmetrical	
Date		20-05-2025		Maximum Gamma Angle		180	
Measurement Distance		0.00		Measurement Flux		3969 lm	
LED Flux=4555lm LED Power=25W Eff=87% EfcLed=185lm/W EfcLum=137lm/W CCT=4000K Ra=90 R9=50 SDCM=3 L70(6k)=50000h							
C.I.E.	97 99 100 54 100			D DIN 5040	C61		
F UTE	0.54 A + 0.46 T			B NBN	BZ 1		

Width at 50.00 % of Max Intensity

H[m]	1.00	2.00	3.00	4.00	5.00	H[m]	1.00	2.00	3.00	4.00	5.00
OA	0.53	1.05	1.58	2.10	2.63	OC	0.52	1.04	1.57	2.09	2.61
OB	0.53	1.05	1.58	2.10	2.63	OD	0.52	1.04	1.57	2.09	2.61

	Luminous Intensities [cd/klm]									
	0	5	15	25	35	45	55	65	75	85
OA	2839.99	2809.18	2580.82	1803.18	180.73	48.28	23.38	13.39	6.79	2.04
OB	2839.99	2809.18	2580.82	1803.18	180.73	48.28	23.38	13.39	6.79	2.04
OC	2839.99	2805.60	2553.20	1791.73	297.46	49.40	22.48	12.02	5.80	1.74
OD	2839.99	2805.60	2553.20	1791.73	297.46	49.40	22.48	12.02	5.80	1.74



H[m]	D[m]	Max lux	Med lux	Alpha=27.7°+27.7°	G=0.0
1.00	1.05	2840	1602		
2.00	2.10	710	401		
3.00	3.15	316	178		
4.00	4.20	177	100		
5.00	5.25	114	64		

H[m]	D[m]	Max lux	Med lux	Beta=27.6°+27.6°	G=0.0
1.00	1.04	2840	1602		
2.00	2.09	710	401		
3.00	3.13	316	178		
4.00	4.18	177	100		
5.00	5.22	114	64		