

## Luminaire

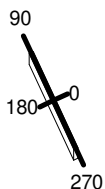
Code CF12104+CF50204  
Name HOY REFR S D/I 940 L=2309 DALI NRO + HOY REFR KIT LOUVRE L=2309 NRO

## Measurem.

Code FTS2577  
Name HOY REFR S D/I 940 L=2309 DALI NRO + HOY REFR KIT LOUVRE L=2309 NRO

Luminaire Flux	7621 lm	Luminaire Power	56.0 W	Efficacy	136.089 lm/W	Efficiency	100.00%
Source Flux	7621 lm	Maximum value	734.46 cd/klm	Position	C=20.00 G=1.00	CG	Double Symmetrical
Rectangular Luminaire		Length	2309 mm	Width	100 mm	Height	58 mm
Rectangular Luminous Area		Length	2288 mm	Width	90 mm	Height	0 mm
Horizontal Luminous Area		0.205920 m2		Emitting area on Plane 180°		0.000000 m2	
Emitting area on Plane 0°		0.000000 m2		Emitting area on Plane 270°		0.000000 m2	
Emitting area on Plane 90°		0.000000 m2		Glare area at 76°		0.049817 m2	
Coordinate system		CG		Symmetry Type		Double Symmetrical	
Date		20-05-2025		Maximum Gamma Angle		180	
Measurement Distance		0.00		Measurement Flux		7621 lm	
LED Flux=9110lm LED Power=49W Eff=84% EfcLed=185lm/W EfcLum=136lm/W CCT=4000K Ra=90 R9=50 SDCM=3 L70(6k)=50000h							
C.I.E.	100	100	100	52	100	D DIN 5040	C61
F UTE	--					B NBN	BZ 1

2309mm x 100mm



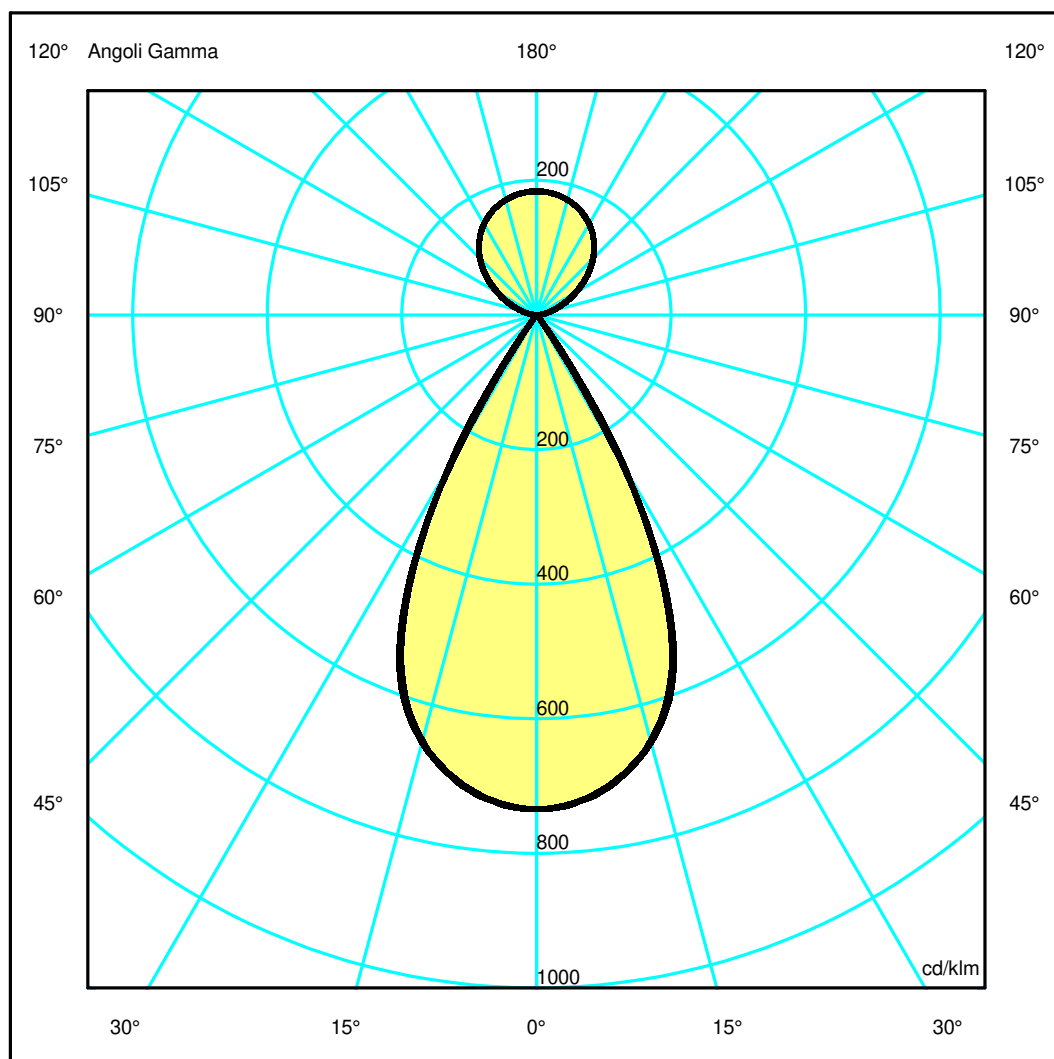
Semipiani C

180.0 — 0.0  
270.0 — 90.0

ULOR 48.01 %

DLOR 51.99 %

RN 48.01 %



## Luminaire

Code CF12104+CF50204  
Name HOY REFR S D/I 940 L=2309 DALI NRO + HOY REFR KIT LOUVRE L=2309 NRO

## Measurem.

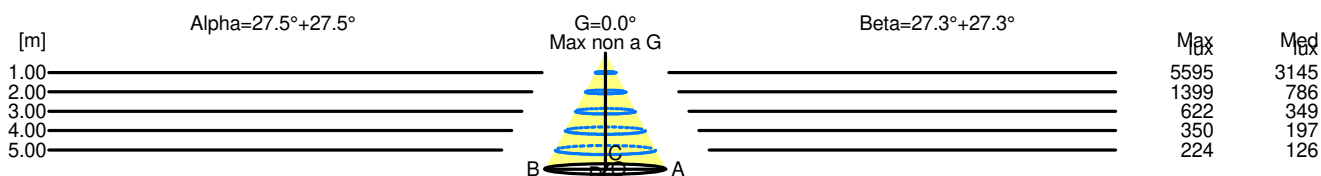
Code FTS2577  
Name HOY REFR S D/I 940 L=2309 DALI NRO + HOY REFR KIT LOUVRE L=2309 NRO

Luminaire Flux	7621 lm	Luminaire Power	56.0 W	Efficacy	136.089 lm/W	Efficiency	100.00%
Source Flux	7621 lm	Maximum value	734.46 cd/klm	Position	C=20.00 G=1.00	CG	Double Symmetrical
Rectangular Luminaire		Length	2309 mm	Width	100 mm	Height	58 mm
Rectangular Luminous Area		Length	2288 mm	Width	90 mm	Height	0 mm
Horizontal Luminous Area		0.205920 m2		Emitting area on Plane 180°		0.000000 m2	
Emitting area on Plane 0°		0.000000 m2		Emitting area on Plane 270°		0.000000 m2	
Emitting area on Plane 90°		0.000000 m2		Glare area at 76°		0.049817 m2	
Coordinate system		CG		Symmetry Type		Double Symmetrical	
Date		20-05-2025		Maximum Gamma Angle		180	
Measurement Distance		0.00		Measurement Flux		7621 lm	
LED Flux=9110lm LED Power=49W Eff=84% EfcLed=185lm/W EfcLum=136lm/W CCT=4000K Ra=90 R9=50 SDCM=3 L70(6k)=50000h							
C.I.E.	100	100	100	52	100	D DIN 5040	C61
F UTE	--					B NBN	BZ 1

Width at 50.00 % of Max Intensity

H[m]	1.00	2.00	3.00	4.00	5.00	H[m]	1.00	2.00	3.00	4.00	5.00
OA	0.52	1.04	1.56	2.08	2.60	OC	0.52	1.03	1.55	2.06	2.58
OB	0.52	1.04	1.56	2.08	2.60	OD	0.52	1.03	1.55	2.06	2.58

	Luminous Intensities [ cd/klm]										
	0	5	15	25	35	45	55	65	75	85	
OA	5590.21	5531.19	5013.65	3489.93	244.92	24.50	2.96	1.12	0.87	0.77	
OB	5590.21	5531.19	5013.65	3489.93	244.92	24.50	2.96	1.12	0.87	0.77	
OC	5590.21	5522.44	4991.42	3425.42	477.66	26.10	3.12	1.05	0.83	0.77	
OD	5590.21	5522.44	4991.42	3425.42	477.66	26.10	3.12	1.05	0.83	0.77	



H[m]	D[m]	Max lux	Med lux	Alpha=27.5°+27.5°	G=0.0 Max non a G
1.00	1.04	5595	3145		
2.00	2.08	1399	786		
3.00	3.12	622	349		
4.00	4.16	350	197		
5.00	5.20	224	126		

H[m]	D[m]	Max lux	Med lux	Beta=27.3°+27.3°	G=0.0 Max non a G
1.00	1.03	5595	3145		
2.00	2.06	1399	786		
3.00	3.09	622	349		
4.00	4.13	350	197		
5.00	5.16	224	126		