

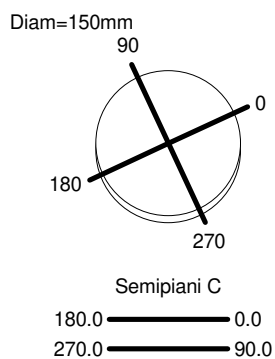
Luminaire

Code 1116010A
Name IXA XL C ANTRACITE

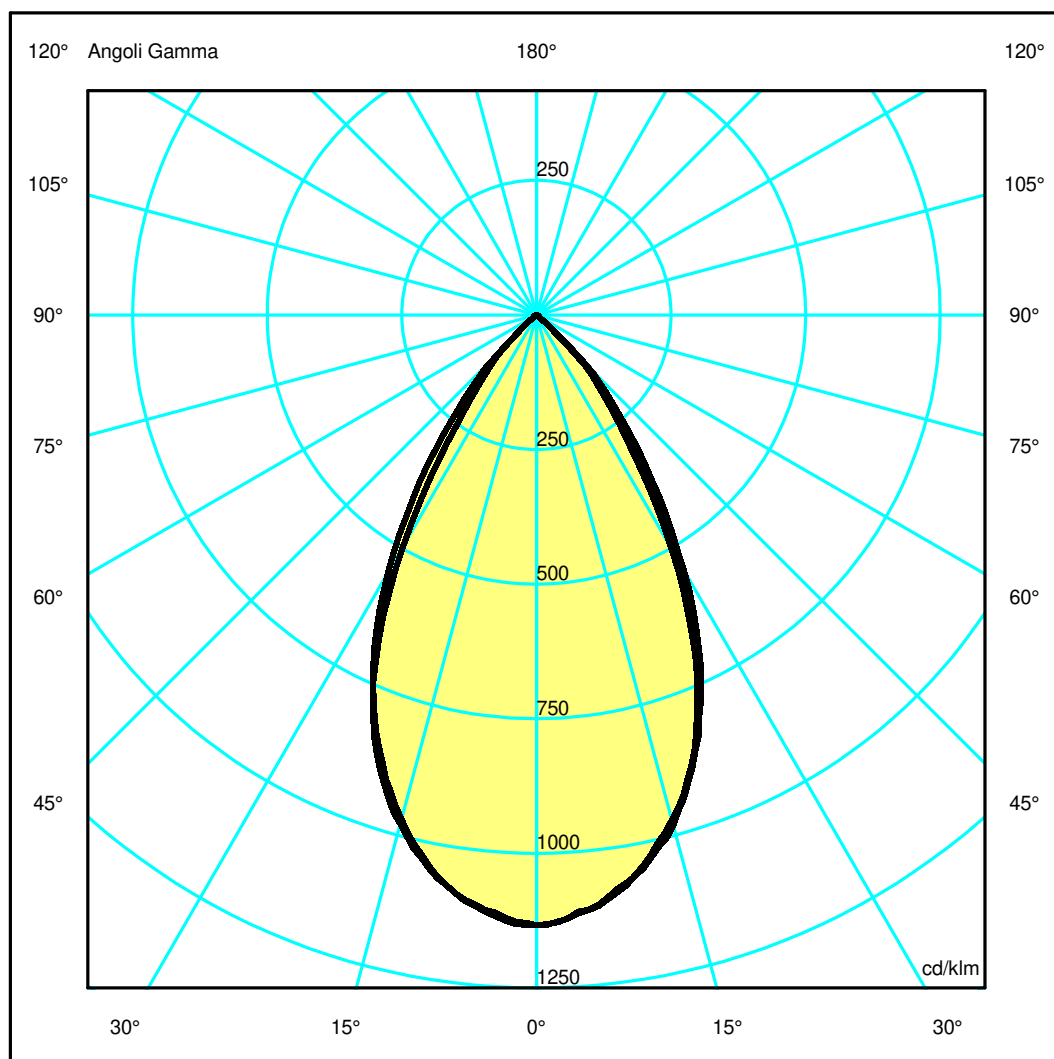
Measurement

Code FTS2600135
Name IXA XL C ANTRACITE

Luminaire Flux	882 lm	Luminaire Power	17.0 W	Efficacy	51.882 lm/W	Efficiency	100.00%
Source Flux	882 lm	Maximum value	1134.69 cd/klm	Position	C=10.00 G=1.00	CG	Asymmetrical
Round Luminaire		Diam.	150 mm	Height	113 mm		
Round Luminous Area		Diam.	55 mm	Height	15 mm		
Horizontal Luminous Area		0.002376 m ²		Emitting area on Plane 180°		0.000825 m ²	
Emitting area on Plane 0°		0.000825 m ²		Emitting area on Plane 270°		0.000825 m ²	
Emitting area on Plane 90°		0.000825 m ²		Glare area at 76°		0.001375 m ²	
Coordinate system		CG		Symmetry Type		Asymmetrical	
Date		29-05-2025		Maximum Gamma Angle		180	
Measurement Distance		0.00		Measurement Flux		882 lm	
LED Flux=1468lm LED Power=14W Eff=54% EfcLed=105lm/W EfcLum=52lm/W CCT=3000K Ra=90 R9=50 SDCM=3 L70(10k)=50000h							
C.I.E.	93 99 100 100 100			D DIN 5040		A60	
F UTE	1.00 A			B NBN		BZ 1	



ULOR 0.00 %
DLOR 100.00 %
RN 0.00 %



Luminaire

Code 1116010A
Name IXA XL C ANTRACITE

Measurem.

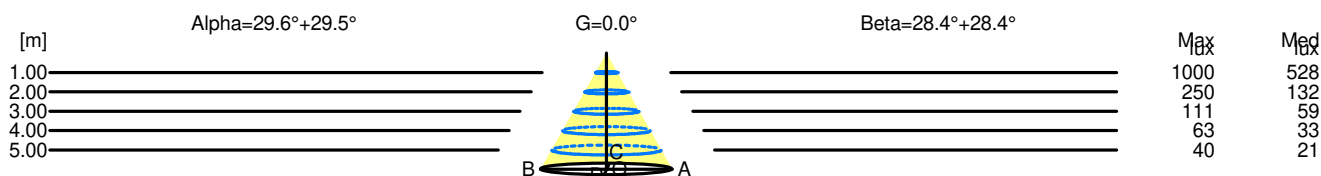
Code FTS2600135
Name IXA XL C ANTRACITE

Luminaire Flux	882 lm	Luminaire Power	17.0 W	Efficacy	51.882 lm/W	Efficiency	100.00%
Source Flux	882 lm	Maximum value	1134.69 cd/klm	Position	C=10.00 G=1.00	CG	Asymmetrical
Round Luminaire		Diam.	150 mm	Height	113 mm		
Round Luminous Area		Diam.	55 mm	Height	15 mm		
Horizontal Luminous Area		0.002376 m2		Emitting area on Plane 180°		0.000825 m2	
Emitting area on Plane 0°		0.000825 m2		Emitting area on Plane 270°		0.000825 m2	
Emitting area on Plane 90°		0.000825 m2		Glare area at 76°		0.001375 m2	
Coordinate system		CG		Symmetry Type		Asymmetrical	
Date		29-05-2025		Maximum Gamma Angle		180	
Measurement Distance		0.00		Measurement Flux		882 lm	
LED Flux=1468lm LED Power=14W Eff=54% EfcLed=105lm/W EfcLum=52lm/W CCT=3000K Ra=90 R9=50 SDCM=3 L70(10k)=50000h							
C.I.E.	93 99 100 100 100			D DIN 5040	A60		
F UTE	1.00 A			B NBN	BZ 1		

Width at 50.00 % of Max Intensity

H[m]	1.00	2.00	3.00	4.00	5.00	H[m]	1.00	2.00	3.00	4.00	5.00
OA	0.57	1.13	1.70	2.26	2.83	OC	0.54	1.08	1.62	2.16	2.71
OB	0.57	1.14	1.70	2.27	2.84	OD	0.54	1.08	1.62	2.16	2.70

	Luminous Intensities [cd/klm]									
	0	5	15	25	35	45	55	65	75	85
OA	999.20	977.88	865.97	637.63	328.54	109.65	5.70	3.64	2.48	0.75
OB	999.20	980.73	855.09	633.37	333.41	84.57	6.36	4.52	3.06	0.78
OC	999.20	978.43	856.22	615.45	276.82	78.97	4.80	3.40	2.29	0.62
OD	999.20	977.93	862.39	621.64	254.16	72.01	6.18	4.10	2.82	0.87



H[m]	D[m]	Max lux	Med lux	Alpha=29.6°+29.5°	G=0.0
1.00	1.13	1000	528		
2.00	2.27	250	132		
3.00	3.40	111	59		
4.00	4.53	63	33		
5.00	5.67	40	21		

H[m]	D[m]	Max lux	Med lux	Beta=28.4°+28.4°	G=0.0
1.00	1.08	1000	528		
2.00	2.16	250	132		
3.00	3.24	111	59		
4.00	4.32	63	33		
5.00	5.41	40	21		