

Luminaire

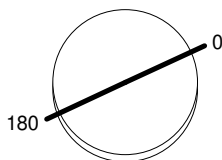
Code 1118010A
Name IXA XL S ANTRACITE

Measurement

Code FTS2500159
Name IXA XL S ANTRACITE

Luminaire Flux	1105 lm	Luminaire Power	16.0 W	Efficacy	69.092 lm/W	Efficiency	100.00%
Source Flux	1105 lm	Maximum value	1118.88 cd/klm	Position	C=0.00 G=0.00	CG	Rotosymmetrical
Round Luminaire		Diam.	155 mm	Height	575 mm		
Round Luminous Area		Diam.	55 mm	Height	15 mm		
Horizontal Luminous Area		0.002376 m ²		Emitting area on Plane 180°		0.000825 m ²	
Emitting area on Plane 0°		0.000825 m ²		Emitting area on Plane 270°		0.000825 m ²	
Emitting area on Plane 90°		0.000825 m ²		Glare area at 76°		0.001375 m ²	
Coordinate system		CG		Symmetry Type		Rotosymmetrical	
Date		03-11-2025		Maximum Gamma Angle		180	
Measurement Distance		0.00		Measurement Flux		1105 lm	
LED Flux=2109lm LED Power=13.8W Eff=54% EfcLed=153lm/W EfcLum=69lm/W CCT=3000KK Ra=90 R9=50 SDCM=3 L70(10k)=50000h							
C.I.E.	93 99 100 100 100			D DIN 5040	A60		
F UTE	1.00 A			B NBN	BZ 1		

Diam=155mm



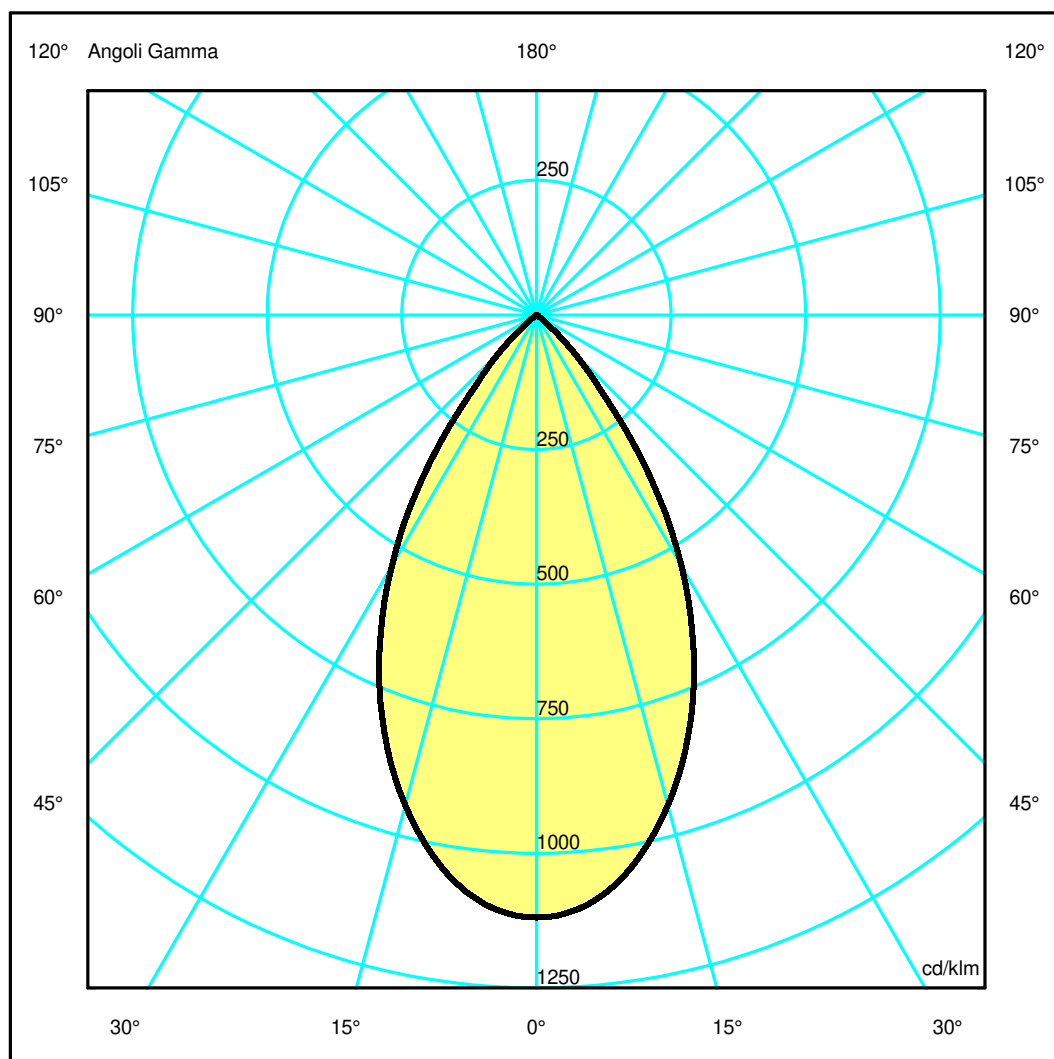
Semipiani C

180.0 ——— 0.0

ULOR 0.00 %

DLOR100.00 %

RN 0.00 %



Luminaire

Code 1118010A
Name IXA XL S ANTRACITE

Measurem.

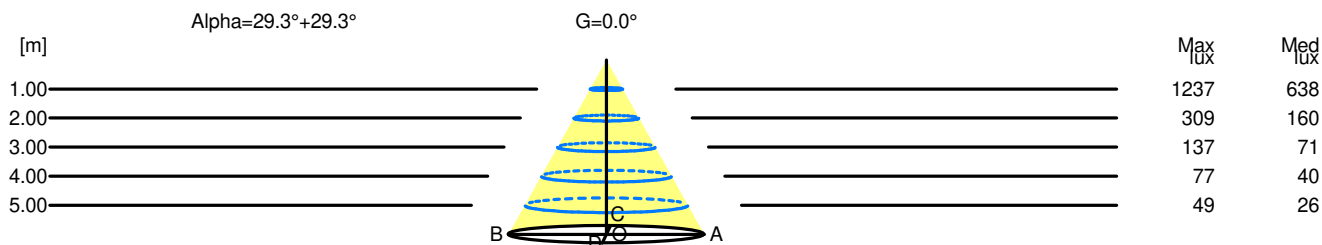
Code FTS2500159
Name IXA XL S ANTRACITE

Luminaire Flux	1105 lm	Luminaire Power	16.0 W	Efficacy	69.092 lm/W	Efficiency	100.00%
Source Flux	1105 lm	Maximum value	1118.88 cd/klm	Position	C=0.00 G=0.00	CG	Rotosymmetrical
Round Luminaire		Diam.	155 mm	Height	575 mm		
Round Luminous Area		Diam.	55 mm	Height	15 mm		
Horizontal Luminous Area		0.002376 m2		Emitting area on Plane 180°		0.000825 m2	
Emitting area on Plane 0°		0.000825 m2		Emitting area on Plane 270°		0.000825 m2	
Emitting area on Plane 90°		0.000825 m2		Glare area at 76°		0.001375 m2	
Coordinate system		CG		Symmetry Type		Rotosymmetrical	
Date		03-11-2025		Maximum Gamma Angle		180	
Measurement Distance		0.00		Measurement Flux		1105 lm	
LED Flux=2109lm LED Power=13.8W Eff=54% EfcLed=153lm/W EfcLum=69lm/W CCT=3000KK Ra=90 R9=50 SDCM=3 L70(10k)=50000h							
C.I.E.	93 99 100 100 100			D DIN 5040	A60		
F UTE	1.00 A			B NBN	BZ 1		

Width at 50.00 % of Max Intensity

H[m]	1.00	2.00	3.00	4.00	5.00	H[m]	1.00	2.00	3.00	4.00	5.00
OA	0.56	1.12	1.69	2.25	2.81	OC	0.56	1.12	1.69	2.25	2.81
OB	0.56	1.12	1.69	2.25	2.81	OD	0.56	1.12	1.69	2.25	2.81

	Luminous Intensities [cd/klm]									
	0	5	15	25	35	45	55	65	75	85
OA	1236.90	1214.67	1042.22	763.52	409.37	106.99	7.12	4.35	2.97	1.04
OB	1236.90	1214.67	1042.22	763.52	409.37	106.99	7.12	4.35	2.97	1.04
OC	1236.90	1214.67	1042.22	763.52	409.37	106.99	7.12	4.35	2.97	1.04
OD	1236.90	1214.67	1042.22	763.52	409.37	106.99	7.12	4.35	2.97	1.04



H[m]	D[m]	Max lux	Med lux	Alpha=29.3°+29.3°	G=0.0
1.00	1.12	1237	638		
2.00	2.25	309	160		
3.00	3.37	137	71		
4.00	4.50	77	40		
5.00	5.62	49	26		