

Luminaire

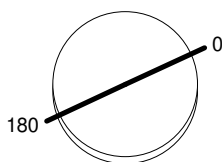
Code CK04001
Name HOY SPOT LENS 65 SEMI RCS 3000K XF BCO

Measurement

Code FTS2600130
Name HOY SPOT LENS 65 SEMI RCS 3000K XF BCO

Luminaire Flux	1561 lm	Luminaire Power	15.5 W	Efficacy	100.710 lm/W	Efficiency	100.00%
Source Flux	1561 lm	Maximum value	1278.16 cd/klm	Position	C=0.00 G=5.00	CG	Rotosymmetrical
Round Luminaire		Diam.	65 mm	Height	85 mm		
Round Luminous Area		Diam.	45 mm	Height	0 mm		
Horizontal Luminous Area		0.001590 m2		Emitting area on Plane 180°		0.000000 m2	
Emitting area on Plane 0°		0.000000 m2		Emitting area on Plane 270°		0.000000 m2	
Emitting area on Plane 90°		0.000000 m2		Glare area at 76°		0.000385 m2	
Coordinate system		CG		Symmetry Type		Rotosymmetrical	
Date		30-03-2026		Maximum Gamma Angle		180	
Measurement Distance		0.00		Measurement Flux		1561 lm	
LED Flux=2053lm LED Power=14W Eff=76% EfcLed=150lm/W EfcLum=101lm/W CCT=3000K Ra=90 R9=50 SDCM=2 L70(17k)=50000h							
C.I.E.	97	100	100	100	100	D DIN 5040	A60
F UTE	--					B NBN	BZ 1

Diam=65mm



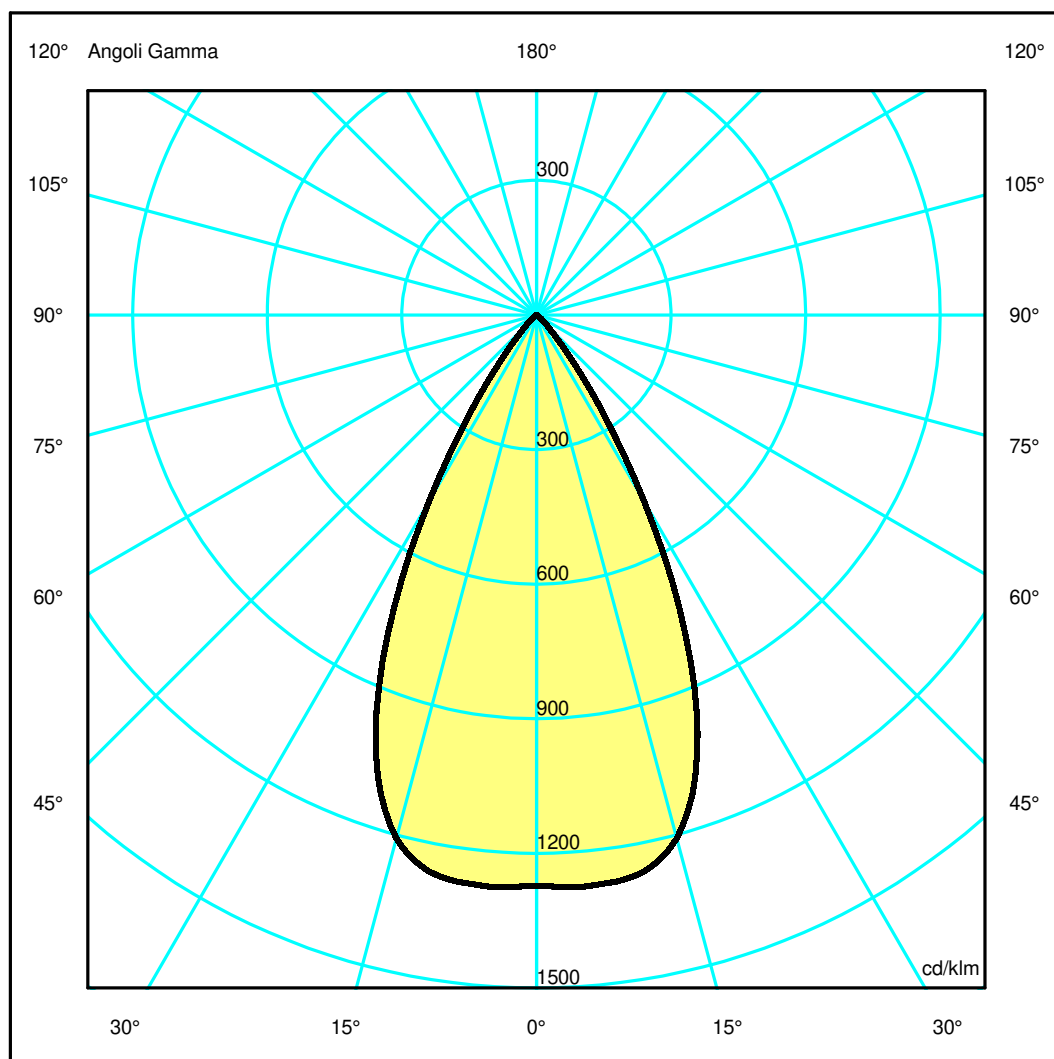
Semipiani C

180.0 ——— 0.0

ULOR 0.00 %

DLOR100.00 %

RN 0.00 %



Luminaire

Code CK04001
Name HOY SPOT LENS 65 SEMI RCS 3000K XF BCO

Measurem.

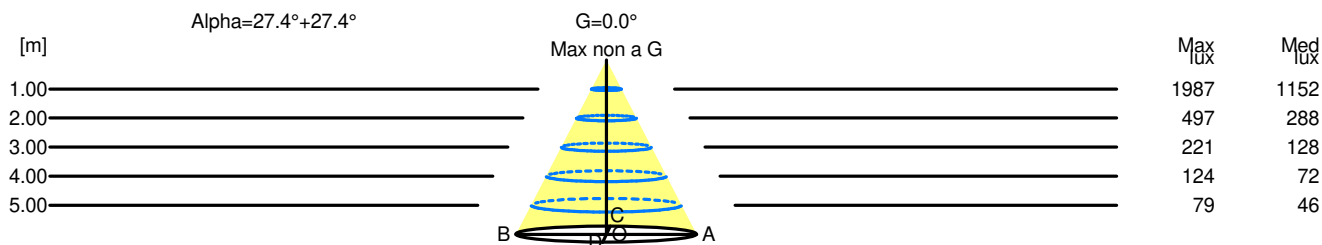
Code FTS2600130
Name HOY SPOT LENS 65 SEMI RCS 3000K XF BCO

Luminaire Flux	1561 lm	Luminaire Power	15.5 W	Efficacy	100.710 lm/W	Efficiency	100.00%
Source Flux	1561 lm	Maximum value	1278.16 cd/klm	Position	C=0.00 G=5.00	CG	Rotosymmetrical
Round Luminaire		Diam.	65 mm	Height	85 mm		
Round Luminous Area		Diam.	45 mm	Height	0 mm		
Horizontal Luminous Area		0.001590 m2		Emitting area on Plane 180°		0.000000 m2	
Emitting area on Plane 0°		0.000000 m2		Emitting area on Plane 270°		0.000000 m2	
Emitting area on Plane 90°		0.000000 m2		Glare area at 76°		0.000385 m2	
Coordinate system		CG		Symmetry Type		Rotosymmetrical	
Date		30-03-2026		Maximum Gamma Angle		180	
Measurement Distance		0.00		Measurement Flux		1561 lm	
LED Flux=2053lm LED Power=14W Eff=76% EfcLed=150lm/W EfcLum=101lm/W CCT=3000K Ra=90 R9=50 SDCM=2 L70(17k)=50000h							
C.I.E.	97	100	100	100	100	D DIN 5040	A60
F UTE	--					B NBN	BZ 1

Width at 50.00 % of Max Intensity

H[m]	1.00	2.00	3.00	4.00	5.00	H[m]	1.00	2.00	3.00	4.00	5.00
OA	0.52	1.04	1.55	2.07	2.59	OC	0.52	1.04	1.55	2.07	2.59
OB	0.52	1.04	1.55	2.07	2.59	OD	0.52	1.04	1.55	2.07	2.59

	Luminous Intensities [cd/klm]										
	0	5	15	25	35	45	55	65	75	85	
OA	1985.69	1995.21	1884.61	1225.70	360.49	53.09	10.87	3.97	1.20	0.36	
OB	1985.69	1995.21	1884.61	1225.70	360.49	53.09	10.87	3.97	1.20	0.36	
OC	1985.69	1995.21	1884.61	1225.70	360.49	53.09	10.87	3.97	1.20	0.36	
OD	1985.69	1995.21	1884.61	1225.70	360.49	53.09	10.87	3.97	1.20	0.36	



H[m]	D[m]	Max lux	Med lux	Alpha=27.4°+27.4°	G=0.0 Max non a G
1.00	1.04	1987	1152		
2.00	2.07	497	288		
3.00	3.11	221	128		
4.00	4.15	124	72		
5.00	5.18	79	46		