

## Luminaire

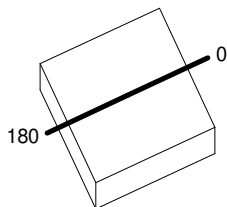
Code FS10306  
Name IXA FUNIVIA 100 BLU

## Measurement

Code FTS2300130  
Name IXA FUNIVIA 100 BLU

Luminaire Flux	465 lm	Luminaire Power	9.0 W	Efficacy	51.687 lm/W	Efficiency	100.00%
Source Flux	465 lm	Maximum value	379.13 cd/klm	Position	C=0.00 G=9.00	CG	Rotosymmetrical
Rectangular Luminaire Round Luminous Area		Length Diam.	100 mm 85 mm	Width Height	100 mm 0 mm	Height	90 mm
Horizontal Luminous Area		0.005675 m <sup>2</sup>		Emitting area on Plane 180°		0.000000 m <sup>2</sup>	
Emitting area on Plane 0°		0.000000 m <sup>2</sup>		Emitting area on Plane 270°		0.000000 m <sup>2</sup>	
Emitting area on Plane 90°		0.000000 m <sup>2</sup>		Glare area at 76°		0.001373 m <sup>2</sup>	
Coordinate system		CG		Symmetry Type		Rotosymmetrical	
Date		23-05-2023		Maximum Gamma Angle		180	
Measurement Distance		0.00		Measurement Flux		465 lm	
LED Flux=838lm LED Power=6.7W Eff=56% EfcLed=126lm/W EfcLum=52lm/W CCT=3000K Ra=90 R9=50 SDCM=2 L70(10k)=60500h							
C.I.E.	52 82 96 100 100			D DIN 5040	A40		
F UTE	1.00 D			B NBN	BZ 4		

100mm x 100mm



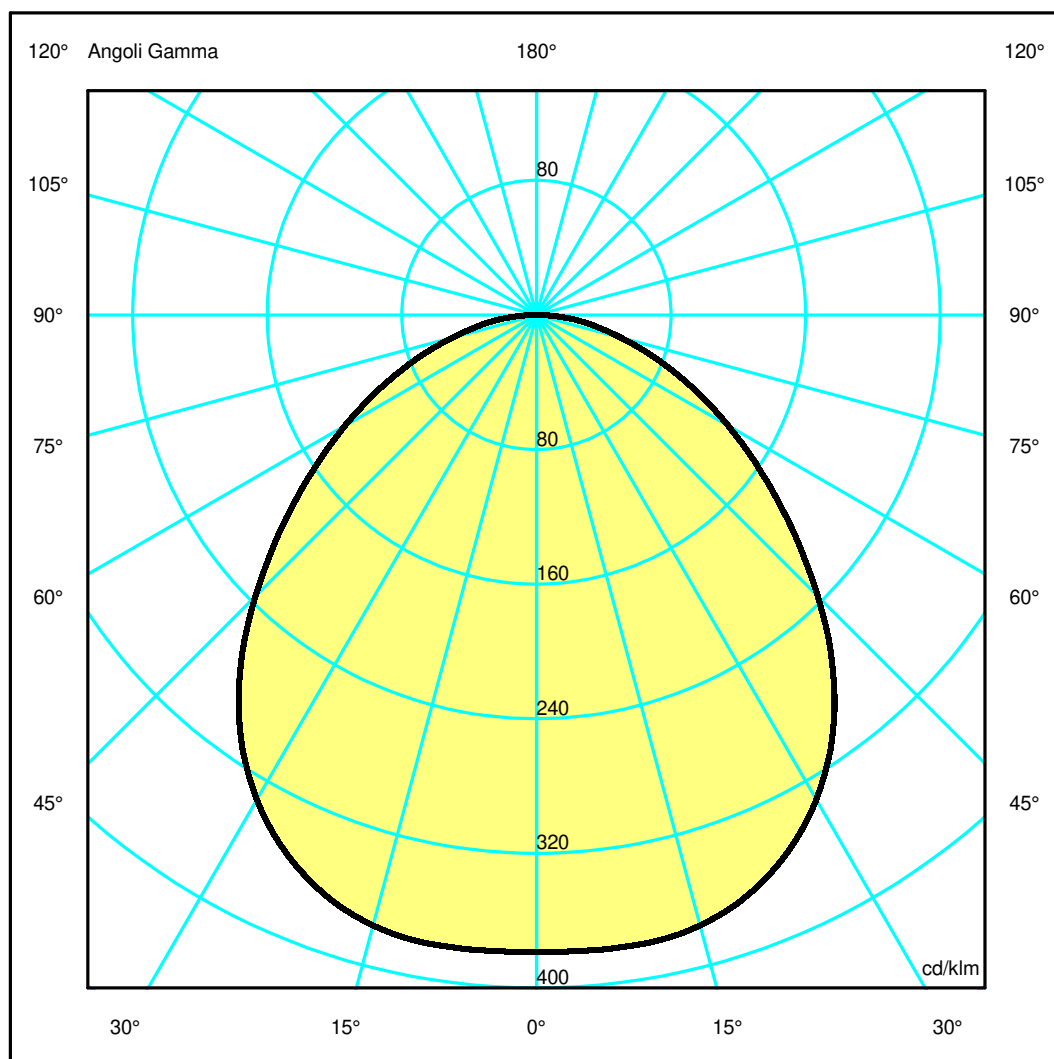
Semipiani C

180.0 ——— 0.0

ULOR 0.01 %

DLOR 99.99 %

RN 0.01 %



## Luminaire

Code FS10306  
Name IXA FUNIVIA 100 BLU

## Measurement

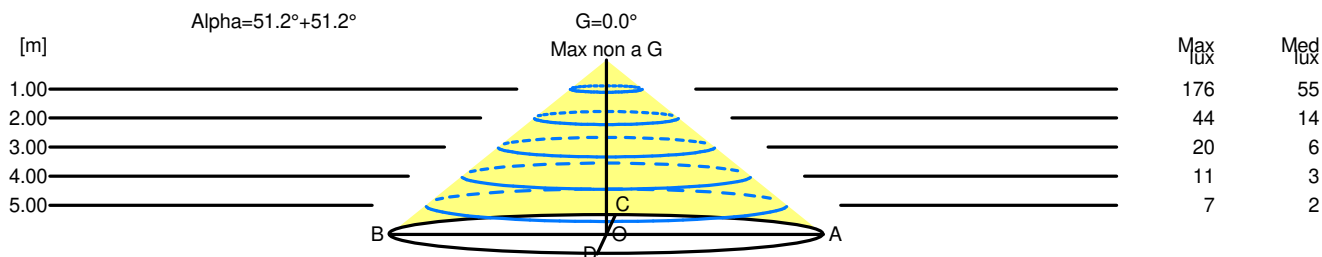
Code FTS2300130  
Name IXA FUNIVIA 100 BLU

Luminaire Flux	465 lm	Luminaire Power	9.0 W	Efficacy	51.687 lm/W	Efficiency	100.00%
Source Flux	465 lm	Maximum value	379.13 cd/klm	Position	C=0.00 G=9.00	CG Rotosymmetrical	
Rectangular Luminaire Round Luminous Area		Length Diam.	100 mm 85 mm	Width Height	100 mm 0 mm	Height	90 mm
Horizontal Luminous Area		0.005675 m2		Emitting area on Plane 180°		0.000000 m2	
Emitting area on Plane 0°		0.000000 m2		Emitting area on Plane 270°		0.000000 m2	
Emitting area on Plane 90°		0.000000 m2		Glare area at 76°		0.001373 m2	
Coordinate system		CG		Symmetry Type		Rotosymmetrical	
Date		23-05-2023		Maximum Gamma Angle		180	
Measurement Distance		0.00		Measurement Flux		465 lm	
LED Flux=838lm LED Power=6.7W Eff=56% EfcLed=126lm/W EfcLum=52lm/W CCT=3000K Ra=90 R9=50 SDCM=2 L70(10k)=60500h							
C.I.E.	52 82 96 100 100			D DIN 5040	A40		
F UTE	1.00 D			B NBN	BZ 4		

Width at 50.00 % of Max Intensity

H[m]	1.00	2.00	3.00	4.00	5.00	H[m]	1.00	2.00	3.00	4.00	5.00
OA	1.24	2.49	3.73	4.98	6.22	OC	1.24	2.49	3.73	4.98	6.22
OB	1.24	2.49	3.73	4.98	6.22	OD	1.24	2.49	3.73	4.98	6.22

	Luminous Intensities [ cd/klm ]									
	0	5	15	25	35	45	55	65	75	85
OA	176.20	176.29	174.72	164.00	142.54	109.97	76.00	47.64	24.22	7.83
OB	176.20	176.29	174.72	164.00	142.54	109.97	76.00	47.64	24.22	7.83
OC	176.20	176.29	174.72	164.00	142.54	109.97	76.00	47.64	24.22	7.83
OD	176.20	176.29	174.72	164.00	142.54	109.97	76.00	47.64	24.22	7.83



H[m]	D[m]	Max lux	Med lux	Alpha=51.2°+51.2°	G=0.0 Max non a G
1.00	2.49	176	55		
2.00	4.98	44	14		
3.00	7.47	20	6		
4.00	9.96	11	3		
5.00	12.45	7	2		